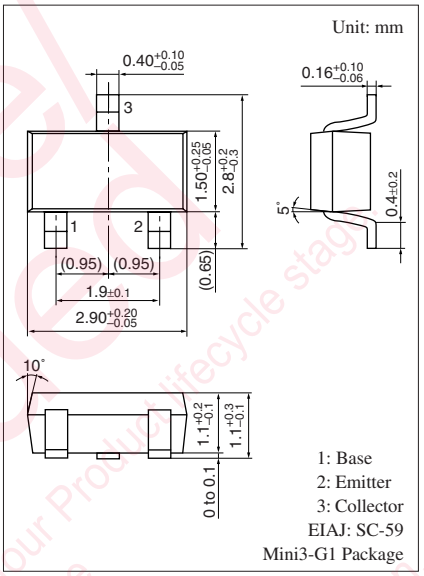
2SC2404

Silicon NPN epitaxial planar type

For high-frequency amplification



Marking Symbol: U

■ Features

- Optimum for RF amplification of FM/AM radios
- High transition frequency f_T
- Mini type package, allowing downsizing of the equipment and automatic insertion through the tape packing and the magazine packing

■ Absolute Maximum Ratings $T_a = 25°C$

Parameter	Symbol	Rating	Unit
Collector-base voltage (Emitter open)	V_{CBO}	30	V
Collector-emitter voltage (Base open)	V_{CEO}	20	V
Emitter-base voltage (Collector open)	V_{EBO}	3	V
Collector current	I_C	15	mA
Collector power dissipation	P_C	150	mW
Junction temperature	T_j	150	°C
Storage temperature	T_{stg}	−55 to +150	°C

■ Electrical Characteristics $T_a = 25°C \pm 3°C$

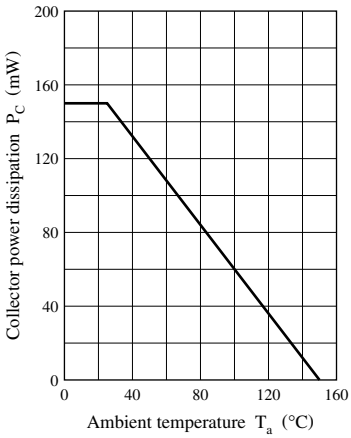
Parameter	Symbol	Conditions	Min	Typ	Max	Unit
Collector-base voltage (Emitter open)	V_{CBO}	$I_C = 10\ \mu A$, $I_E = 0$	30			V
Emitter-base voltage (Collector open)	V_{EBO}	$I_E = 10\ \mu A$, $I_C = 0$	3			V
Base-emitter voltage	V_{BE}	$V_{CB} = 6$ V, $I_E = -1$ mA		0.72		V
Forward current transfer ratio *	h_{FE}	$V_{CB} = 6$ V, $I_E = -1$ mA	65		260	—
Transition frequency	f_T	$V_{CB} = 6$ V, $I_E = -1$ mA, f = 100 MHz	450	650		MHz
Reverse transfer capacitance (Common emitter)	C_{re}	$V_{CB} = 6$ V, $I_E = -1$ mA, f = 10.7 MHz		0.8	1.0	pF
Power gain	G_P	$V_{CB} = 6$ V, $I_E = -1$ mA, f = 100 MHz		24		dB
Noise figure	NF	$V_{CB} = 6$ V, $I_E = -1$ mA, f = 100 MHz		3.3		dB

Note) 1. Measuring methods are based on JAPANESE INDUSTRIAL STANDARD JIS C 7030 measuring methods for transistors.
2. *: Rank classification

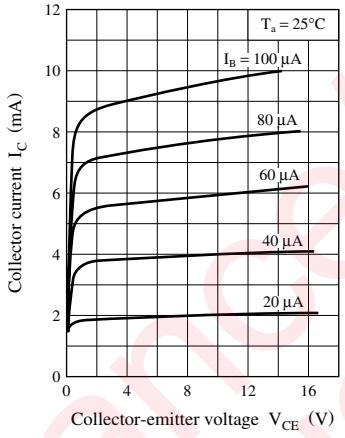
Rank	C	D
h_{FE}	65 to 160	100 to 260

Maintenance/Discontinued
This product includes following four Product lifecycle stages
Planned maintenance type
Planned discontinued type
Discontinued typed
Please visit following URL about latest information
http://www.semicon.panasonic.co.jp/en/

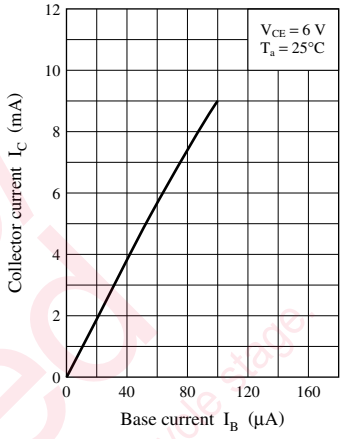
P_C — T_a



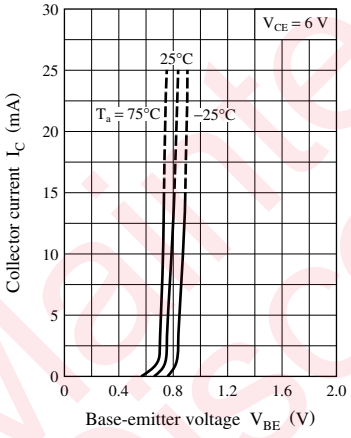
I_C — V_{CE}



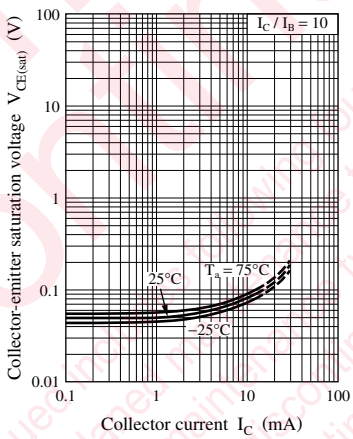
I_C — I_B



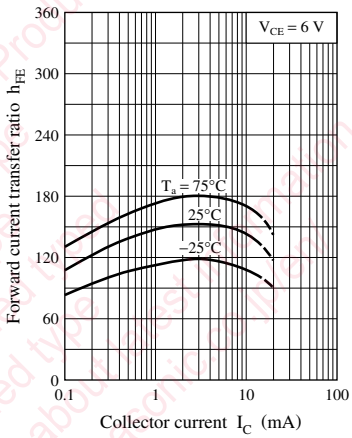
I_C — V_{BE}



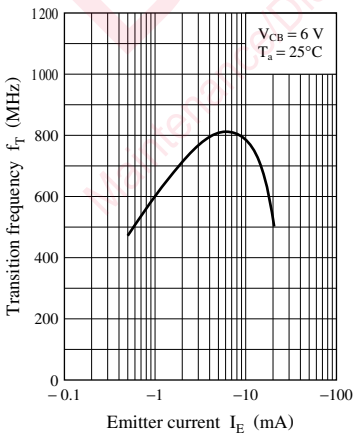
$V_{CE(sat)}$ — I_C



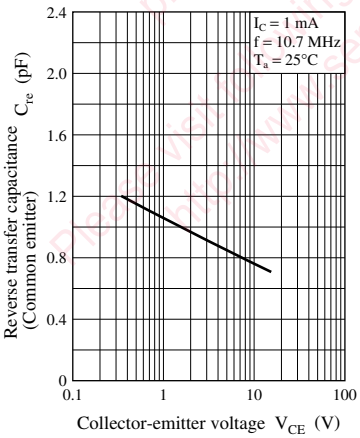
h_{FE} — I_C



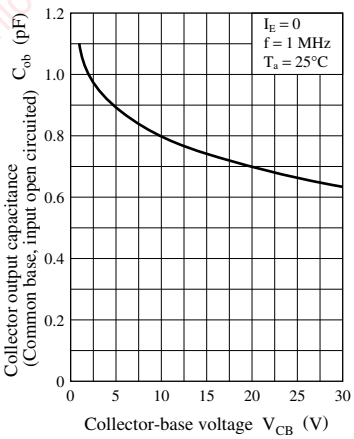
f_T — I_E



C_{re} — V_{CE}

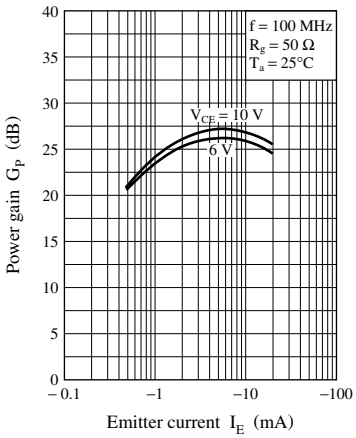


C_{ob} — V_{CB}

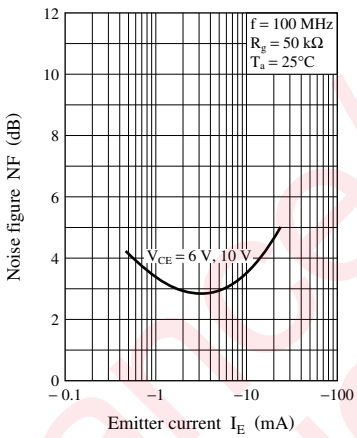


Maintenance/ Discontinued
Maintenance/Discontinued
This product will be discontinued in the near future. Please refer to our Product lifecycle status planned discontinued type(s) maintenance/discontinued type(s) Please check the following URL about the latest information. http://www.semicon.panasonic.co.jp/en/

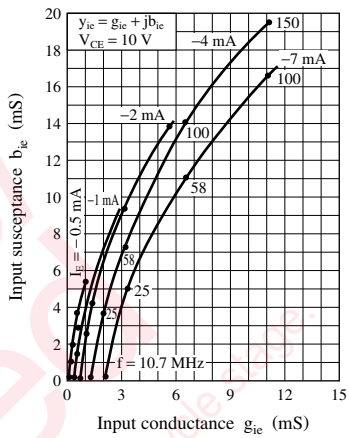
G_P — I_E



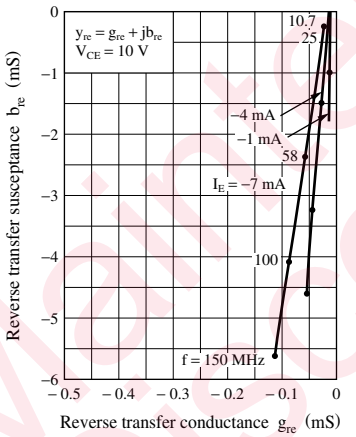
NF — I_E



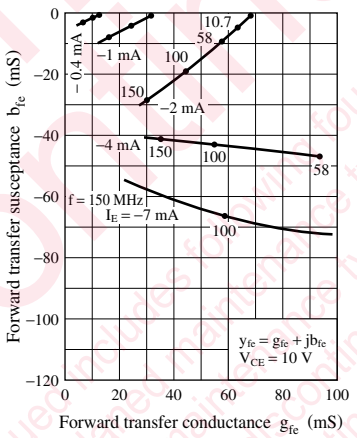
b_{ie} — g_{ie}



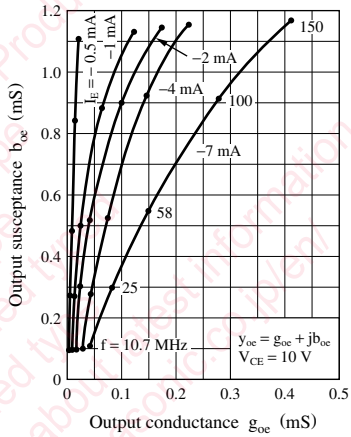
b_{re} — g_{re}



b_{fe} — g_{fe}



b_{oe} — g_{oe}



Maintenance/Discontinued
Discontinued
Please visit following URL about the latest information.
http://www.semicon.panasonic.co.jp/en/

Request for your special attention and precautions in using the technical information and semiconductors described in this book

(1) If any of the products or technical information described in this book is to be exported or provided to non-residents, the laws and regulations of the exporting country, especially, those with regard to security export control, must be observed.

(2) The technical information described in this book is intended only to show the main characteristics and application circuit examples of the products, and no license is granted under any intellectual property right or other right owned by our company or any other company. Therefore, no responsibility is assumed by our company as to the infringement upon any such right owned by any other company which may arise as a result of the use of technical information described in this book.

(3) The products described in this book are intended to be used for standard applications or general electronic equipment (such as office equipment, communications equipment, measuring instruments and household appliances).
Consult our sales staff in advance for information on the following applications:
- Special applications (such as for airplanes, aerospace, automobiles, traffic control equipment, combustion equipment, life support systems and safety devices) in which exceptional quality and reliability are required, or if the failure or malfunction of the products may directly jeopardize life or harm the human body.
- Any applications other than the standard applications intended.

(4) The products and product specifications described in this book are subject to change without notice for modification and/or improvement. At the final stage of your design, purchasing, or use of the products, therefore, ask for the most up-to-date Product Standards in advance to make sure that the latest specifications satisfy your requirements.

(5) When designing your equipment, comply with the range of absolute maximum rating and the guaranteed operating conditions (operating power supply voltage and operating environment etc.). Especially, please be careful not to exceed the range of absolute maximum rating on the transient state, such as power-on, power-off and mode-switching. Otherwise, we will not be liable for any defect which may arise later in your equipment.
Even when the products are used within the guaranteed values, take into the consideration of incidence of break down and failure mode, possible to occur to semiconductor products. Measures on the systems such as redundant design, arresting the spread of fire or preventing glitch are recommended in order to prevent physical injury, fire, social damages, for example, by using the products.

(6) Comply with the instructions for use in order to prevent breakdown and characteristics change due to external factors (ESD, EOS, thermal stress and mechanical stress) at the time of handling, mounting or at customer's process. When using products for which damp-proof packing is required, satisfy the conditions, such as shelf life and the elapsed time since first opening the packages.

(7) This book may be not reprinted or reproduced whether wholly or partially, without the prior written permission of Matsushita Electric Industrial Co., Ltd.

Maintenance/Discontinued includes following our product life cycle stage.
planed maintenance type
maintenance type
planed discontinued type
discontinued type
Please visit following URL about latest information.
http://www.semicon.panasonic.co.jp/en/
Maintenance/ Discontinued


Компания «ЭлектроПласт» предлагает заключение долгосрочных отношений при поставках импортных электронных компонентов на взаимовыгодных условиях!

Наши преимущества:

- Оперативные поставки широкого спектра электронных компонентов отечественного и импортного производства напрямую от производителей и с крупнейших мировых складов;
- Поставка более 17-ти миллионов наименований электронных компонентов;
- Поставка сложных, дефицитных, либо снятых с производства позиций;
- Оперативные сроки поставки под заказ (от 5 рабочих дней);
- Экспресс доставка в любую точку России;
- Техническая поддержка проекта, помощь в подборе аналогов, поставка прототипов;
- Система менеджмента качества сертифицирована по Международному стандарту ISO 9001;
- Лицензия ФСБ на осуществление работ с использованием сведений, составляющих государственную тайну;
- Поставка специализированных компонентов (Xilinx, Altera, Analog Devices, Intersil, Interpoint, Microsemi, Aeroflex, Peregrine, Syfer, Eurofarad, Texas Instrument, Miteq, Cobham, E2V, MA-COM, Hittite, Mini-Circuits,General Dynamics и др.);

Помимо этого, одним из направлений компании «ЭлектроПласт» является направление «Источники питания». Мы предлагаем Вам помощь Конструкторского отдела:

- Подбор оптимального решения, техническое обоснование при выборе компонента;
- Подбор аналогов;
- Консультации по применению компонента;
- Поставка образцов и прототипов;
- Техническая поддержка проекта;
- Защита от снятия компонента с производства.



Как с нами связаться

Телефон: 8 (812) 309 58 32 (многоканальный)
Факс: 8 (812) 320-02-42
Электронная почта: org@eplast1.ru
Адрес: 198099, г. Санкт-Петербург, ул. Калинина, дом 2, корпус 4, литера А.