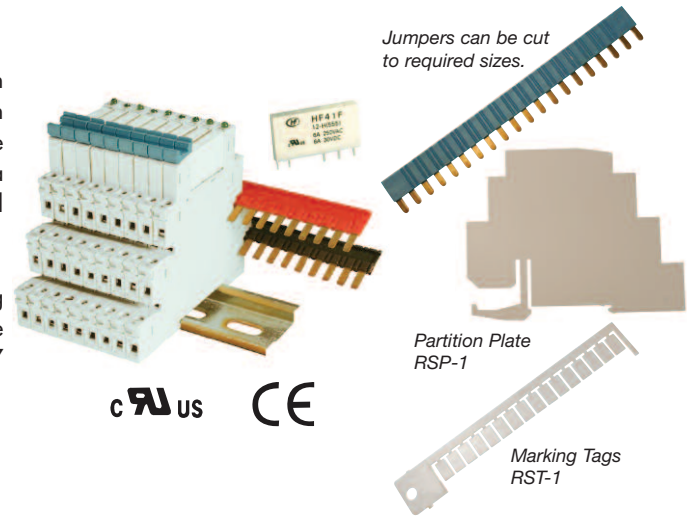


RS Series Relay Modules

At only 6.2mm thickness the RS series Relay module features a slim Din Rail mountable interface solution. The modules have a plug in construction and are available with or without the relay. The built in LED indicates the relay energizing state. The relay features a SPDT configuration and a maximum switching current of 6A. It is available with several standard coil voltages from 5VAC/DC up to 230V AC/DC.

There is a provision for fitting pluggable jumpers which reduces the wiring time. The modules have screw terminals with finger protection for wire termination and offer an IP 20 protection rating. The relay has an IP67 protection rating. Both the relay and the module are UL recognized.




shown on DIN rail with relays and jumpers

Part Number	Type number	Description	Std. Pk.
RSM-12CU	41F-1Z-C2-1-555 + HF41F/12-Z-S	6A@250VAC/30VDC,12VAC/DC Coil, 6.2 mm, LED, SPDT	10
RSM-24CU	41F-1Z-C2-1-555 + HF41F/24-Z-S	6A@250VAC/30VDC,24VAC/DC Coil, 6.2 mm, LED, SPDT	10
RSM-110CU	41F-1Z-C2-3-555 + HF41F/60-Z-S	6A@250VAC/30VDC,110VAC/DC Coil, 6.2mm, LED, SPDT	10
RSM-220CU	41F-1Z-C2-4-555 + HF41F/60-Z-S	6A@250VAC/30VDC,220VAC/DC Coil, 6.2mm, LED, SPDT	10
RSJ-RD	HF41F-AAJ-001-RD	Jumper for RSM, Red, 36A, 250V, 20 pole	10
RSJ-BK	HF41F-AAJ-001-BK	Jumper for RSM, Black, 36A, 250V, 20 pole	10
RSJ-BL	HF41F-AAJ-001-BL	Jumper for RSM, Blue, 36A, 250V, 20 pole	10
RSP-1	HF41F-AAS-001	Partition plate for RMS 2.2mm wide	10
RST-1	HF41F-AAT-001	Marking Tag strip for RSM, white, (16 tags per strip)	4

RS Series Socket

CHARACTERISTICS

Ambient Temperature:	-40°C to +70°C (-40°F to +158°F)
Rated Voltage:	250VAC
Rated Current:	6A (per pole)
Insulation Voltage (Min.):	5000VAC
Protection:	IP20
Socket Material:	PA66+GF V0 (UL)
Contacts Spring Material:	QSn6.5-0.1
Terminal Torque:	0.6Nm (5.3 lb. in.)
Wire Strip Length:	7mm
Applicable Relay Type:	RSR Series (41F)

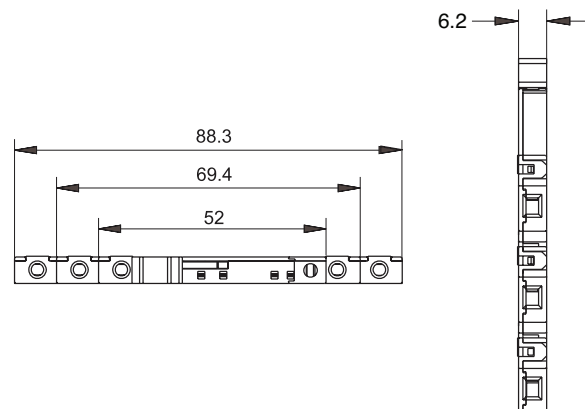
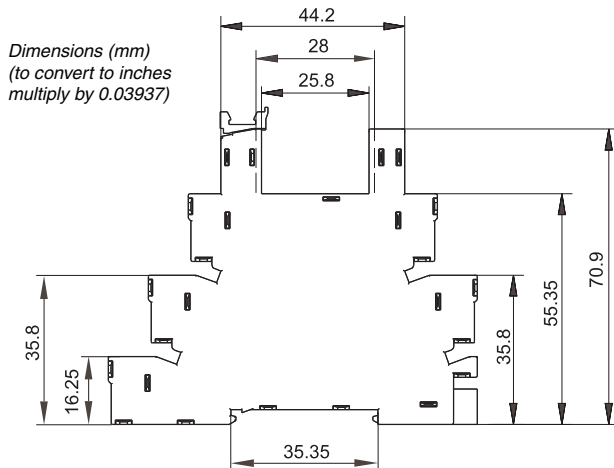


File No.: E253370

Notes: Module features/ functions:

- (1) LED indicates the coil energizing state.
- (2) Eliminates negative current of relays.
- (3) Rectifying function (only for VAC/DC types).

Part Number	Type number	Description
RSS-624U	41F-1Z-C2-1-555	For 6 to 24VAC/DC relays, IP20, LED
RSS-624D	41F-1Z-C2-5-555	For 6 to 24VDC relays, IP20, LED
RSS-4860U	41F-1Z-C2-2-555	For 48 to 60VAC/DC relays, IP20, LED
RSS-110U	41F-1Z-C2-3-555	For 110 VAC/DC relays, IP20, LED
RSS-220U	41F-1Z-C2-4-555	For 220 VAC/DC relays, IP20, LED



RS Series Subminiature Power Relay

FEATURES

- Slim size (width 5mm)
- High breakdown voltage 4kV (between coil and contacts)
- Surge voltage up to 6kV (between coil and contacts)
- Clearance/creepage distance: 8mm
- Coil power consumption: 170mW
- Contact configuration: SPDT (Form C)
- Environmental friendly product (RoHS compliant)
- Outline Dimensions: 28.0 x 5.0 x 15.0mm



cRU **US**
File No.:E133481



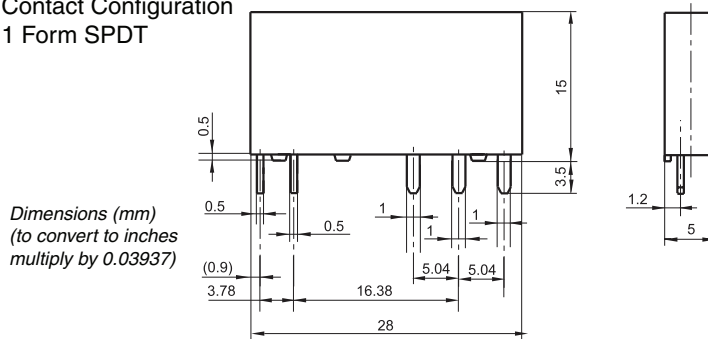
File No.:40020043

CONTACT INFORMATION

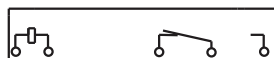
Contact arrangement	SPDT	
Initial contact Resistance Max.	100mΩ (at 1A/6VDC) Gold plated: 30mΩ (at 1A/6VDC)	
Contact material	AgNi	
Contact rating	Resistive Load	6A/250VAC
	Pilot Duty	6A/30VDC R300
Max. switching voltage	400VAC / 125VDC	
Max. switching current	6A	
Max. switching power	1500VA / 180W	
Mechanical life	10 million cycles	
Electrical life	10,000 cycles at 85°C (185°F)	

Part Number	Type number	Description
RSR-05DCS	HF41F/5-Z-S-555	SPDT, 5 mm, 5VDC Coil, IP67
RSR-06DCS	HF41F/6-Z-S-555	SPDT, 5 mm, 6VDC Coil, IP67
RSR-12DCS	HF41F/12-Z-S-555	SPDT, 5 mm, 12VDC Coil, IP67
RSR-24DCS	HF41F/24-Z-S-555	SPDT, 5 mm, 24VDC Coil, IP67
RSR-48DCS	HF41F/48-Z-S-555	SPDT, 5 mm, 48VDC Coil, IP67
RSR-60DCS	HF41F/60-Z-S-555	SPDT, 5 mm, 60VDC Coil, IP67

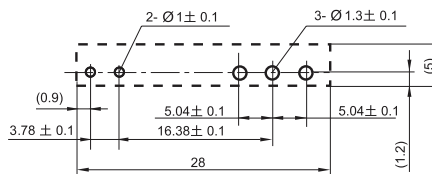
Contact Configuration
1 Form SPDT



Wiring Diagram



PCB Layout



CHARACTERISTICS

Initial insulation resistance	1000mΩ (at 500VDC)	
Dielectric strength	Between coil & contacts	4000VAC 1 min.
	Between open contacts	1000VAC 1 min.
Operate time (at nominal voltage)	Max. 8ms	
Release time (at nominal voltage)	Max. 4ms	
Shock resistance	Functional	50m/s ² (5g)
	Destructive	1000m/s ² (100g)
Vibration resistance	1mm double amplitude max @10 ...55 Hz, 6G max	
Humidity	5 to 85% RH	
Ambient temperature	-40°C to +85°C (-40°F to +185°F)	
Termination	Plug in; PCB mount	
Unit weight	5.4g (0.2 oz.)	
Construction	Sealed IP67. Flux proof	

COIL

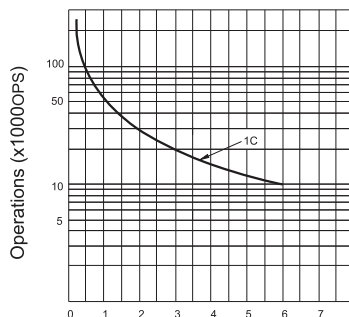
Coil power consumption:	5 to 24VDC: 170mW 48VDC, 60VDC: 210mW
-------------------------	--

COIL DATA

at 20°C

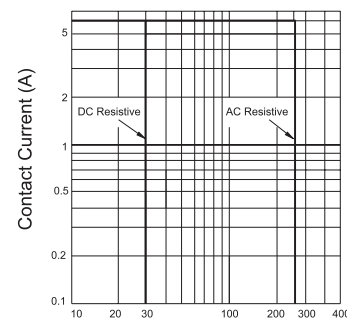
Nominal Voltage (VDC)	Pick-up Voltage (VDC)	Drop-out Voltage (VDC)	Max. Allowable Voltage (VDC) 85°C	Coil Resistance (Ω)
5	3.75	0.25	6.50	147 ± 10%
6	4.50	0.30	7.80	212 ± 10%
12	9.00	0.60	15.6	848 ± 10%
24	18.0	1.20	31.2	3390 ± 15%
48	36.0	2.40	62.4	10600 ± 15%
60	45.0	3.00	78.0	16600 ± 15%

ENDURANCE CURVE



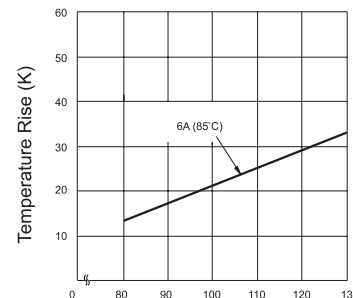
Contact Current (A)

MAXIMUM SWITCHING POWER



Contact Voltage (V)

COIL TEMPERATURE RISE



Percentage Of Nominal Coil Voltage



Компания «ЭлектроПласт» предлагает заключение долгосрочных отношений при поставках импортных электронных компонентов на взаимовыгодных условиях!

Наши преимущества:

- Оперативные поставки широкого спектра электронных компонентов отечественного и импортного производства напрямую от производителей и с крупнейших мировых складов;
- Поставка более 17-ти миллионов наименований электронных компонентов;
- Поставка сложных, дефицитных, либо снятых с производства позиций;
- Оперативные сроки поставки под заказ (от 5 рабочих дней);
- Экспресс доставка в любую точку России;
- Техническая поддержка проекта, помощь в подборе аналогов, поставка прототипов;
- Система менеджмента качества сертифицирована по Международному стандарту ISO 9001;
- Лицензия ФСБ на осуществление работ с использованием сведений, составляющих государственную тайну;
- Поставка специализированных компонентов (Xilinx, Altera, Analog Devices, Intersil, Interpoint, Microsemi, Aeroflex, Peregrine, Syfer, Eurofarad, Texas Instrument, Miteq, Cobham, E2V, MA-COM, Hittite, Mini-Circuits, General Dynamics и др.);

Помимо этого, одним из направлений компании «ЭлектроПласт» является направление «Источники питания». Мы предлагаем Вам помощь Конструкторского отдела:

- Подбор оптимального решения, техническое обоснование при выборе компонента;
- Подбор аналогов;
- Консультации по применению компонента;
- Поставка образцов и прототипов;
- Техническая поддержка проекта;
- Защита от снятия компонента с производства.



Как с нами связаться

Телефон: 8 (812) 309 58 32 (многоканальный)

Факс: 8 (812) 320-02-42

Электронная почта: org@eplast1.ru

Адрес: 198099, г. Санкт-Петербург, ул. Калинина, дом 2, корпус 4, литера А.