

# Thin-Film Directional Couplers



## CP0603 High Directivity LGA Termination

### GENERAL DESCRIPTION ITF (Integrated Thin-Film) TECHNOLOGY

The ITF LGA Coupler is based on thin-film multilayer technology. The technology provides a miniature part with excellent high frequency performance and rugged construction for reliable automatic assembly. The ITF Coupler is offered in a variety of frequency bands compatible with various types of high frequency wireless systems.

### APPLICATIONS

- Mobile Communications
- Satellite TV Receivers
- GPS
- Vehicle Location Systems
- Wireless LAN's

### FEATURES

- Inherent Low Profile
- Self Alignment during Reflow
- Excellent Solderability
- Low Parasitics
- Better Heat Dissipation
- Operating/Storage Temp -40°C to +85°C
- Power Rating 3W RF Cont

### DIMENSIONS: (Bottom View)

millimeters (inches)



|   |                            |   |                            |
|---|----------------------------|---|----------------------------|
| L | 1.60±0.10<br>(0.063±0.004) | A | 0.25±0.05<br>(0.010±0.002) |
| W | 0.84±0.10<br>(0.033±0.004) | B | 0.20±0.05<br>(0.008±0.002) |
| T | 0.60±0.10<br>(0.024±0.004) | S | 0.05±0.05<br>(0.002±0.002) |

3

### HOW TO ORDER

|                     |                  |               |                           |                 |                                       |                       |
|---------------------|------------------|---------------|---------------------------|-----------------|---------------------------------------|-----------------------|
| <b>CP</b><br>T      | <b>0603</b><br>T | <b>X</b><br>T | <b>****</b><br>T          | <b>X</b><br>T   | <b>N</b><br>T                         | <b>TR</b><br>T        |
| <b>Style</b>        | <b>Size</b>      | <b>Type</b>   | <b>Frequency</b><br>(MHz) | <b>Sub Type</b> | <b>Termination Code</b>               | <b>Packaging Code</b> |
| Directional Coupler | 0603             |               |                           |                 | L = LGA Sn90, Pb10<br>**N = LGA Sn100 | TR = Tape and Reel    |

\*\*RoHS compliant

### QUALITY INSPECTION

Finished parts are 100% tested for electrical parameters and visual characteristics. Each production lot is evaluated on a sample basis for:

- Static Humidity: 85°C, 85% RH, 160 hours
- Endurance: 125°C, I<sub>R</sub>, 4 hours

### TERMINATION

Sn90Pb10 or Lead-Free Sn100 Nickel/Solder coating compatible with automatic soldering technologies: reflow, wave soldering, vapor phase and manual.

### ORIENTATION IN TAPE



### TERMINALS (Top View)

Not RoHS Compliant



For RoHS compliant products, please select correct termination style.

### Recommended Pad Layout Dimensions

mm (inches)



\*The recommended distance to the PCB Ground Plane is 0.254mm (0.010")

# Thin-Film Directional Couplers



## CP0603 High Directivity LGA Termination

### COUPLER TYPE SELECTION GRAPH

Coupling vs. Frequency



3

Intermediate coupling factors are readily available.  
Please contact factory.



# Thin-Film Directional Couplers



## CP0603 High Directivity LGA Type

Coupler P/N CP0603AxxxxAL

| Application  | P/N Examples  | Frequency Band [MHz] | Coupling [dB] | I. Loss max. [dB] | Return Loss [dB] | Directivity [dB] |    |
|--------------|---------------|----------------------|---------------|-------------------|------------------|------------------|----|
| AMPS         | CP0603A0836AL | 824 - 849            | 20.0          | 0.25              | 28               | 22               |    |
|              | CP0603A0881AL | 869 - 894            | 19.7          |                   |                  |                  |    |
| GSM          | CP0603A0902AL | 890 - 915            | 19.4          |                   |                  |                  |    |
|              | CP0603A0947AL | 935 - 960            | 19.0          |                   |                  |                  |    |
| E-GSM        | CP0603A0897AL | 880 - 915            | 19.4          |                   |                  |                  |    |
|              | CP0603A0942AL | 925 - 960            | 19.0          |                   |                  |                  |    |
| PDC          | CP0603A1441AL | 1429 - 1453          | 15.5          |                   | 0.40             |                  | 24 |
| PCN          | CP0603A1747AL | 1710 - 1785          | 14.0          |                   | 0.50             |                  | 22 |
|              | CP0603A1842AL | 1805 - 1880          | 13.5          |                   |                  |                  |    |
| PCS          | CP0603A1880AL | 1850 - 1910          | 13.2          |                   | 0.55             |                  | 21 |
|              | CP0603A1960AL | 1930 - 1990          | 13.0          |                   |                  |                  |    |
| PHP          | CP0603A1907AL | 1895 - 1920          | 13.2          | 0.50              | 22               |                  |    |
| DECT         | CP0603A1890AL | 1880 - 1900          | 13.2          | 0.50              | 22               |                  |    |
| Wireless LAN | CP0603A2442AL | 2400 - 2484          | 11.5          | 0.75              | 20               |                  |    |

CP0603AxxxxALTR



Coupler P/N CP0603AxxxxBL

| Application  | P/N Examples  | Frequency Band [MHz] | Coupling [dB] | I. Loss max. [dB] | Return Loss [dB] | Directivity [dB] |    |
|--------------|---------------|----------------------|---------------|-------------------|------------------|------------------|----|
| AMPS         | CP0603A0836BL | 824 - 849            | 23.0          | 0.20              | 31               | 20               |    |
|              | CP0603A0881BL | 869 - 894            | 22.7          |                   |                  |                  |    |
| GSM          | CP0603A0902BL | 890 - 915            | 22.5          |                   |                  |                  |    |
|              | CP0603A0947BL | 935 - 960            | 22.0          |                   |                  |                  |    |
| E-GSM        | CP0603A0897BL | 880 - 915            | 22.5          |                   |                  |                  |    |
|              | CP0603A0942BL | 925 - 960            | 22.0          |                   |                  |                  |    |
| PDC          | CP0603A1441BL | 1429 - 1453          | 18.5          |                   | 0.25             |                  | 27 |
| PCN          | CP0603A1747BL | 1710 - 1785          | 17.0          |                   |                  |                  |    |
|              | CP0603A1842BL | 1805 - 1880          | 16.4          |                   | 0.25             |                  | 25 |
| PCS          | CP0603A1880BL | 1850 - 1910          | 16.2          |                   |                  |                  |    |
|              | CP0603A1960BL | 1930 - 1990          | 16.0          | 0.35              | 23               |                  |    |
| PHP          | CP0603A1907BL | 1895 - 1920          | 16.1          |                   |                  |                  |    |
| DECT         | CP0603A1890BL | 1880 - 1900          | 16.2          | 0.35              | 23               |                  |    |
| Wireless LAN | CP0603A2442BL | 2400 - 2484          | 14.2          | 0.35              | 23               |                  |    |

CP0603AxxxxBLTR



Coupler P/N CP0603AxxxxCL

| Application  | P/N Examples  | Frequency Band [MHz] | Coupling [dB] | I. Loss max. [dB] | Return Loss [dB] | Directivity [dB] |    |
|--------------|---------------|----------------------|---------------|-------------------|------------------|------------------|----|
| AMPS         | CP0603A0836CL | 824 - 849            | 15.2          | 0.35              | 23               | 23               |    |
|              | CP0603A0881CL | 869 - 894            | 15.0          |                   |                  |                  |    |
| GSM          | CP0603A0902CL | 890 - 915            | 14.7          |                   |                  |                  |    |
|              | CP0603A0947CL | 935 - 960            | 14.3          |                   |                  |                  |    |
| E-GSM        | CP0603A0897CL | 880 - 915            | 14.7          |                   |                  |                  |    |
|              | CP0603A0942CL | 925 - 960            | 14.3          |                   |                  |                  |    |
| PDC          | CP0603A1441CL | 1429 - 1453          | 11.0          |                   | 0.70             |                  | 19 |
| PCN          | CP0603A1747CL | 1710 - 1785          | 9.5           |                   | 0.80             |                  | 18 |
|              | CP0603A1842CL | 1805 - 1880          | 9.0           |                   |                  |                  |    |
| PCS          | CP0603A1880CL | 1850 - 1910          | 8.8           |                   | 0.90             |                  | 17 |
|              | CP0603A1960CL | 1930 - 1990          | 8.5           |                   |                  |                  |    |
| PHP          | CP0603A1907CL | 1895 - 1920          | 8.8           | 0.90              | 17               |                  |    |
| DECT         | CP0603A1890CL | 1880 - 1900          | 8.8           | 0.90              | 17               |                  |    |
| Wireless LAN | CP0603A2442CL | 2400 - 2484          | 7.0           | 1.40              | 15               |                  |    |

CP0603AxxxxCLTR



Important: Couplers can be used at any frequency within the indicated range.

# Thin-Film Directional Couplers



## CP0603 High Directivity LGA Type

Coupler P/N CP0603AxxxxDL

| Application  | P/N Examples  | Frequency Band [MHz] | Coupling [dB] | I. Loss max. [dB] | Return Loss [dB] | Directivity [dB] |
|--------------|---------------|----------------------|---------------|-------------------|------------------|------------------|
| AMPS         | CP0603A0836DL | 824 - 849            | 22.0          | 0.25              | 31               | 22               |
|              | CP0603A0881DL | 869 - 894            | 21.8          |                   |                  |                  |
| GSM          | CP0603A0902DL | 890 - 915            | 21.3          | 0.30              | 30               |                  |
|              | CP0603A0947DL | 935 - 960            | 21.0          |                   |                  |                  |
| E-GSM        | CP0603A0897DL | 880 - 915            | 21.3          | 0.30              | 27               |                  |
|              | CP0603A0942DL | 925 - 960            | 21.0          |                   |                  |                  |
| PDC          | CP0603A1441DL | 1429 - 1453          | 17.7          | 0.40              | 25               |                  |
| PCN          | CP0603A1747DL | 1710 - 1785          | 16.0          |                   | 15.4             |                  |
|              | CP0603A1842DL | 1805 - 1880          | 15.4          |                   |                  |                  |
| PCS          | CP0603A1880DL | 1850 - 1910          | 15.2          |                   | 15.0             | 24               |
|              | CP0603A1960DL | 1930 - 1990          | 15.0          |                   |                  |                  |
| PHP          | CP0603A1907DL | 1895 - 1920          | 15.2          | 0.55              | 22               |                  |
| DECT         | CP0603A1890DL | 1880 - 1900          | 15.2          |                   |                  |                  |
| Wireless LAN | CP0603A2442DL | 2400 - 2484          | 13.3          |                   |                  |                  |

CP0603AxxxxDLTR



Coupler P/N CP0603AxxxxEL

| Application  | P/N Examples  | Frequency Band [MHz] | Coupling [dB] | I. Loss max. [dB] | Return Loss [dB] | Directivity [dB] |
|--------------|---------------|----------------------|---------------|-------------------|------------------|------------------|
| AMPS         | CP0603A0836EL | 824 - 849            | 25.8          | 0.20              | 32               | 21               |
|              | CP0603A0881EL | 869 - 894            | 25.3          |                   |                  |                  |
| GSM          | CP0603A0902EL | 890 - 915            | 25.0          | 0.25              | 31               |                  |
|              | CP0603A0947EL | 935 - 960            | 24.7          |                   |                  |                  |
| E-GSM        | CP0603A0897EL | 880 - 915            | 25.0          | 0.30              | 32               |                  |
|              | CP0603A0942EL | 925 - 960            | 24.7          |                   |                  |                  |
| PDC          | CP0603A1441EL | 1429 - 1453          | 21.0          | 0.30              | 26               |                  |
| PCN          | CP0603A1747EL | 1710 - 1785          | 19.5          |                   |                  | 19.0             |
|              | CP0603A1842EL | 1805 - 1880          | 19.0          |                   |                  |                  |
| PCS          | CP0603A1880EL | 1850 - 1910          | 18.8          |                   |                  | 18.5             |
|              | CP0603A1960EL | 1930 - 1990          | 18.5          |                   |                  |                  |
| PHP          | CP0603A1907EL | 1895 - 1920          | 18.7          | 0.40              | 24               |                  |
| DECT         | CP0603A1890EL | 1880 - 1900          | 18.8          |                   |                  |                  |
| Wireless LAN | CP0603A2442EL | 2400 - 2484          | 17.0          |                   |                  |                  |

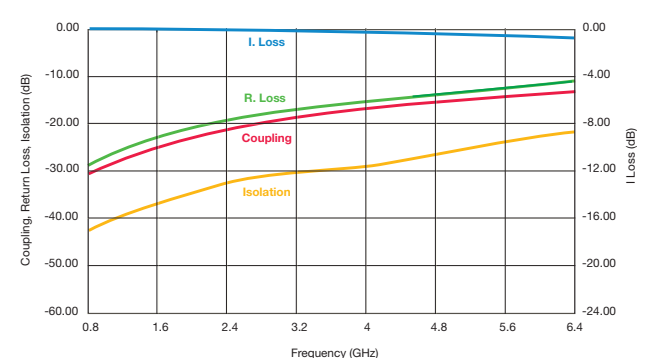
CP0603AxxxxELTR



Coupler P/N CP0603AxxxxFL

| Application  | P/N Examples  | Frequency Band [MHz] | Coupling [dB] | I. Loss max. [dB] | Return Loss [dB] | Directivity [dB] |
|--------------|---------------|----------------------|---------------|-------------------|------------------|------------------|
| AMPS         | CP0603A0836FL | 824 - 849            | 31.2          | 0.20              | 28               | 12               |
|              | CP0603A0881FL | 869 - 894            | 30.8          |                   |                  |                  |
| GSM          | CP0603A0902FL | 890 - 915            | 30.5          | 0.25              | 27               |                  |
|              | CP0603A0947FL | 935 - 960            | 30.2          |                   |                  |                  |
| E-GSM        | CP0603A0897FL | 880 - 915            | 30.5          | 0.25              | 23               |                  |
|              | CP0603A0942FL | 925 - 960            | 30.2          |                   |                  |                  |
| PDC          | CP0603A1441FL | 1429 - 1453          | 27.0          | 0.25              | 21               |                  |
| PCN          | CP0603A1747FL | 1710 - 1785          | 25.0          |                   |                  | 24.5             |
|              | CP0603A1842FL | 1805 - 1880          | 24.5          |                   |                  |                  |
| PCS          | CP0603A1880FL | 1850 - 1910          | 24.3          |                   |                  | 24.0             |
|              | CP0603A1960FL | 1930 - 1990          | 24.0          |                   |                  |                  |
| PHP          | CP0603A1907FL | 1895 - 1920          | 24.2          | 0.25              | 21               |                  |
| DECT         | CP0603A1890FL | 1880 - 1900          | 24.2          |                   |                  |                  |
| Wireless LAN | CP0603A2442FL | 2400 - 2484          | 21.5          |                   |                  |                  |

CP0603AxxxxFLTR



Important: Couplers can be used at any frequency within the indicated range.



# Thin-Film Directional Couplers

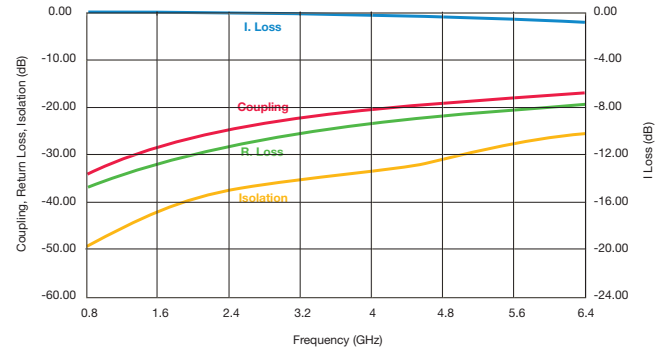


## CP0603 High Directivity LGA Type

Coupler P/N CP0603AxxxxGL

| Application  | P/N Examples  | Frequency Band [MHz] | Coupling [dB] | I. Loss max. [dB] | Return Loss [dB] | Directivity [dB] |    |
|--------------|---------------|----------------------|---------------|-------------------|------------------|------------------|----|
| AMPS         | CP0603A0836GL | 824 - 849            | 34.2          | 0.20              | 39               | 13               |    |
|              | CP0603A0881GL | 869 - 894            | 33.8          |                   |                  |                  |    |
| GSM          | CP0603A0902GL | 890 - 915            | 33.6          |                   |                  |                  |    |
|              | CP0603A0947GL | 935 - 960            | 33.2          |                   |                  |                  |    |
| E-GSM        | CP0603A0897GL | 880 - 915            | 33.6          |                   |                  |                  |    |
|              | CP0603A0942GL | 925 - 960            | 33.2          |                   |                  |                  |    |
| PDC          | CP0603A1441GL | 1429 - 1453          | 30.0          |                   | 0.25             |                  | 34 |
| PCN          | CP0603A1747GL | 1710 - 1785          | 28.5          |                   |                  |                  |    |
|              | CP0603A1842GL | 1805 - 1880          | 28.0          |                   |                  |                  |    |
| PCS          | CP0603A1880GL | 1850 - 1910          | 27.7          |                   |                  |                  |    |
|              | CP0603A1960GL | 1930 - 1990          | 27.5          |                   |                  |                  |    |
| PHP          | CP0603A1907GL | 1895 - 1920          | 27.6          | 32                |                  |                  |    |
| DECT         | CP0603A1890GL | 1880 - 1900          | 27.7          |                   |                  |                  |    |
| Wireless LAN | CP0603A2442GL | 2400 - 2484          | 25.5          | 31                |                  |                  |    |

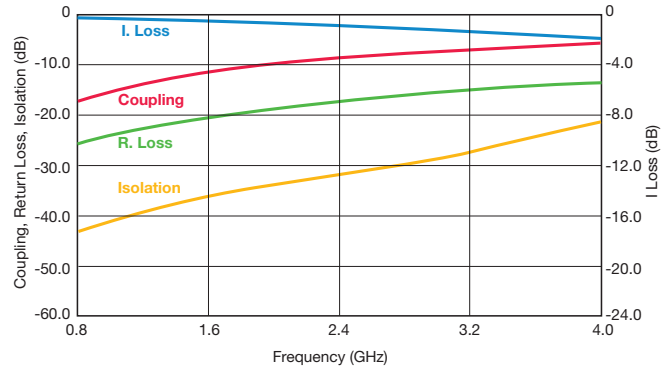
CP0603AxxxxGLTR



Coupler P/N CP0603AxxxxHL

| Application  | P/N Examples  | Frequency Band [MHz] | Coupling [dB] | I. Loss max. [dB] | Return Loss [dB] | Directivity [dB] |
|--------------|---------------|----------------------|---------------|-------------------|------------------|------------------|
| AMPS         | CP0603A0836HL | 824 - 849            | 17.3          | 0.30              | 26               | 26               |
|              | CP0603A0881HL | 869 - 894            | 17.0          |                   |                  |                  |
| GSM          | CP0603A0902HL | 890 - 915            | 16.7          |                   |                  |                  |
|              | CP0603A0947HL | 935 - 960            | 16.3          |                   |                  |                  |
| E-GSM        | CP0603A0897HL | 880 - 915            | 17.0          | 0.35              | 25               |                  |
|              | CP0603A0942HL | 925 - 960            | 16.3          |                   |                  |                  |
| PDC          | CP0603A1441HL | 1429 - 1453          | 13.0          | 0.55              | 22               |                  |
| PCN          | CP0603A1747HL | 1710 - 1785          | 11.4          |                   |                  |                  |
|              | CP0603A1842HL | 1805 - 1880          | 11.0          |                   |                  |                  |
| PCS          | CP0603A1880HL | 1850 - 1910          | 10.8          |                   | 0.75             | 20               |
|              | CP0603A1960HL | 1930 - 1990          | 10.5          |                   |                  |                  |
| PHP          | CP0603A1907HL | 1895 - 1920          | 10.7          | 19                |                  |                  |
| DECT         | CP0603A1890HL | 1880 - 1900          | 10.8          |                   |                  |                  |
| Wireless LAN | CP0603A2442HL | 2400 - 2484          | 8.8           | 1.00              | 17               |                  |

CP0603AxxxxHLTR



Coupler P/N CP0603AxxxxML

| Application  | P/N Examples  | Frequency Band [MHz] | Coupling [dB] | I. Loss max. [dB] | Return Loss [dB] | Directivity [dB] |      |
|--------------|---------------|----------------------|---------------|-------------------|------------------|------------------|------|
| AMPS         | CP0603A0836ML | 824 - 849            | 24.2          | 0.20              | 33               | 23               |      |
|              | CP0603A0881ML | 869 - 894            | 23.8          |                   |                  |                  |      |
| GSM          | CP0603A0902ML | 890 - 915            | 23.4          |                   |                  |                  |      |
|              | CP0603A0947ML | 935 - 960            | 23.2          |                   |                  |                  |      |
| E-GSM        | CP0603A0897ML | 880 - 915            | 23.4          |                   |                  |                  |      |
|              | CP0603A0942ML | 925 - 960            | 23.2          |                   |                  |                  |      |
| PDC          | CP0603A1441ML | 1429 - 1453          | 20.0          |                   | 0.25             |                  | 28   |
| PCN          | CP0603A1747ML | 1710 - 1785          | 18.4          |                   |                  |                  |      |
|              | CP0603A1842ML | 1805 - 1880          | 18.0          |                   |                  |                  |      |
| PCS          | CP0603A1880ML | 1850 - 1910          | 17.8          |                   |                  |                  | 0.35 |
|              | CP0603A1960ML | 1930 - 1990          | 17.5          |                   |                  |                  |      |
| PHP          | CP0603A1907ML | 1895 - 1920          | 17.7          | 24                |                  |                  |      |
| DECT         | CP0603A1890ML | 1880 - 1900          | 17.8          |                   |                  |                  |      |
| Wireless LAN | CP0603A2442ML | 2400 - 2484          | 15.6          | 24                |                  |                  |      |

CP0603AxxxxMLTR



Important: Couplers can be used at any frequency within the indicated range.



Компания «ЭлектроПласт» предлагает заключение долгосрочных отношений при поставках импортных электронных компонентов на взаимовыгодных условиях!

Наши преимущества:

- Оперативные поставки широкого спектра электронных компонентов отечественного и импортного производства напрямую от производителей и с крупнейших мировых складов;
- Поставка более 17-ти миллионов наименований электронных компонентов;
- Поставка сложных, дефицитных, либо снятых с производства позиций;
- Оперативные сроки поставки под заказ (от 5 рабочих дней);
- Экспресс доставка в любую точку России;
- Техническая поддержка проекта, помощь в подборе аналогов, поставка прототипов;
- Система менеджмента качества сертифицирована по Международному стандарту ISO 9001;
- Лицензия ФСБ на осуществление работ с использованием сведений, составляющих государственную тайну;
- Поставка специализированных компонентов (Xilinx, Altera, Analog Devices, Intersil, Interpoint, Microsemi, Aeroflex, Peregrine, Syfer, Eurofarad, Texas Instrument, Miteq, Cobham, E2V, MA-COM, Hittite, Mini-Circuits, General Dynamics и др.);

Помимо этого, одним из направлений компании «ЭлектроПласт» является направление «Источники питания». Мы предлагаем Вам помощь Конструкторского отдела:

- Подбор оптимального решения, техническое обоснование при выборе компонента;
- Подбор аналогов;
- Консультации по применению компонента;
- Поставка образцов и прототипов;
- Техническая поддержка проекта;
- Защита от снятия компонента с производства.



#### Как с нами связаться

**Телефон:** 8 (812) 309 58 32 (многоканальный)

**Факс:** 8 (812) 320-02-42

**Электронная почта:** [org@eplast1.ru](mailto:org@eplast1.ru)

**Адрес:** 198099, г. Санкт-Петербург, ул. Калинина, дом 2, корпус 4, литера А.