

# Tx Wireless Charging Coil Assembly



**AWCCA-98T56H38-C01-B**

**Pb** | **RoHS / RoHS II Compliant**

**Moisture Sensitivity Level (MSL) – MSL = 1**

➤ **FEATURES:**

- Wireless Charging Transmitter Triple Coil Array
- Outline Dimensions: 98.0mm x 56.0mm x 3.8mm
- Linear Array of Primary Coils, 2 lower coils (12.0μH), 1 upper coil (11.5μH).
- For Tx applications working with 12V
- High permeability shielding to protect sensitive electronics
- Durable construction
- RoHS / RoHS II Compliant & Pb free.

➤ **APPLICATIONS:**

- Wireless Charging Stations
- Automotive Industry (in car charging)
- Batteries Chargers
- Consumer Electronics Chargers
- Mobile Phone Charging Accessories
- Power Tool Charging Systems

➤ **DESCRIPTION & KEY ELECTRICAL SPECIFICATIONS**

The AWCCA-98T56H38-C01-B Wireless Charging Coil is suitable for transmitter (Tx) applications. It is a 3 coil design with inductance of 12.0μH (2 lower coils), and 11.5uH (upper coil).

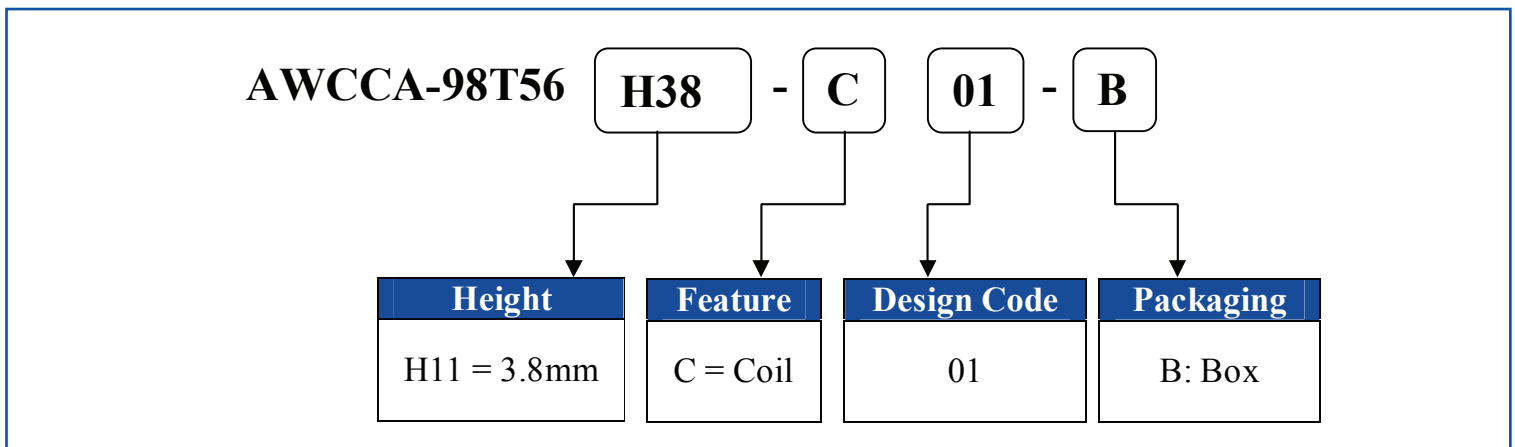
**Maximum Ratings**

Item	Value
Operating Temperature Range	T=-25°C ~ 85°C, RH≤ 90%.
Storage Temperature Range	-25°C~85°C, 70%RH (Max.)

Part Number	Inductance	DC Resistance	Q
AWCCA-98T56H38-C01-B	12μH ±10% (lower coils) 11.5μH ±10% (upper coils)	56mΩ ±20%	120 ±30% (lower coils) 110 ±30% (upper coils)
Test Condition	100KHz / 1V	20±15°C	100KHz / 1V
Test Environment	Temperature: 20±10°C, RH: 65% ±20% Equipment: Chroma11025		

**Test Conditions : 20±15°C**

➤ **PART IDENTIFICATION:**



# Tx Wireless Charging Coil Assembly

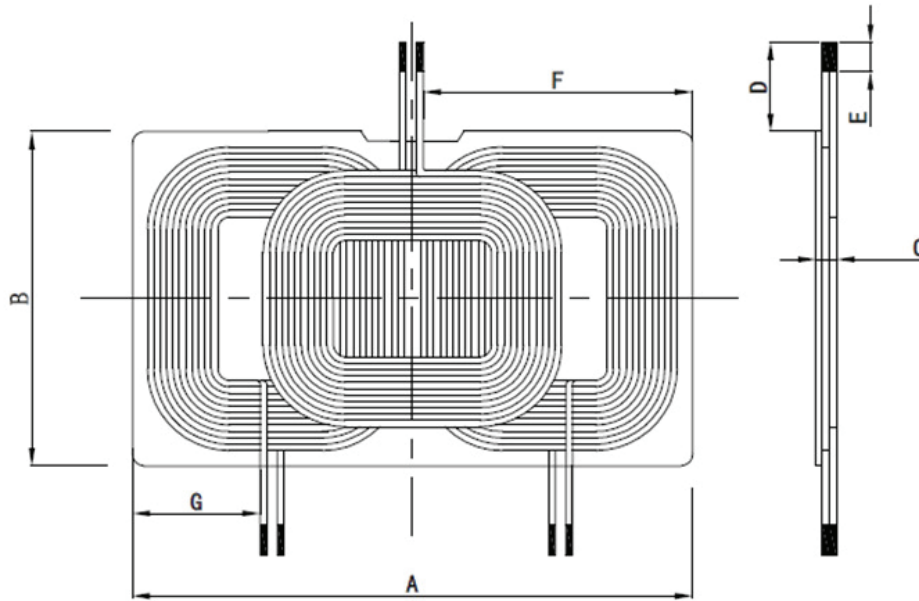
AWCCA-98T56H38-C01-B



RoHS / RoHS II Compliant



## OUTLINE DIMENSIONS:



Item	A	B	C	D	E	F	G
Spec	98±1.0	56±1.0	3.8 Max	15 REF	5.0 REF	45.0 REF	20.0 REF

## Winding Specifications

Number of Coils	Wire	Number of Turns	Inductance
3	∅ 17AWG (1.15mm) Type 2 Litz wire with 105 strands 40 AWG (0.08mm)	12	Lower 12uH±10%µH Upper 1.5uH±10%µH

Dimensions in mm

**Wave Soldering Profile:** Not suitable for wave soldering

**Manual Soldering:** 350°C Max, 3secs


**Packaging:** Box, 100pcs MOQ

# Tx Wireless Charging Coil Assembly

AWCCA-98T56H38-C01-B



RoHS / RoHS II Compliant



98 x 56 x 3.8mm

## STORAGE AND OPERATIONAL CONDITION:

### Storage condition

- Recommended storage conditions:  $-25^{\circ}\text{C} \sim 85^{\circ}\text{C}$ , 70%RH (Max.)
- Service life: Within the limits of six month from being produced.
- The appearance and solder ability should be check, if product is not in expiry date.

### Operation Conditions

- Use condition limit:  $T = -25^{\circ}\text{C} \sim 85^{\circ}\text{C}$ ,  $\text{RH} \leq 90\%$ .

## NOTE:

i) The parts are manufactured in accordance with this specification. If other conditions and specifications which are required for this specification, please contact ABRACON for more information.

ii) ABRACON will supply the parts in accordance with this specification unless we receive a written request to modify prior to an order placement.

iii) In no case shall ABRACON be liable for any product failure from in appropriate handling or operation of the item beyond the scope of this specification.

iv) When changing your production process, please notify ABRACON immediately.

v) ABRACON LLC's products are COTS – Commercial-Off-The-Shelf products; suitable for Commercial, Industrial and, where designated, Automotive Applications. ABRACON's products are not specifically designed for Military, Aviation, Aerospace, Lifedependant Medical applications or any application requiring high reliability where component failure could result in loss of life and/or property. For applications requiring high reliability and/or presenting an extreme operating environment, written consent and authorization from ABRACON LLC is required. Please contact ABRACON LLC for more information.

vi) All specifications and Marking will be subject to change without notice.

**ATTENTION:** Abracon Corporation's products are COTS – Commercial-Off-The-Shelf products; suitable for Commercial, Industrial and, where designated, Automotive Applications. Abracon's products are not specifically designed for Military, Aviation, Aerospace, Life-dependant Medical applications or any application requiring high reliability where component failure could result in loss of life and/or property. For applications requiring high reliability and/or presenting an extreme operating environment, written consent and authorization from Abracon Corporation is required. Please contact Abracon Corporation for more information.

ABRACON IS  
ISO9001:2008  
CERTIFIED



2 Faraday, Suite# B | Irvine | CA 92618 **Revised: 11.30.15**  
Ph. 949.546.8000 | Fax. 949.546.8001  
Visit [www.abracon.com](http://www.abracon.com) for Terms and Conditions of Sale



Компания «ЭлектроПласт» предлагает заключение долгосрочных отношений при поставках импортных электронных компонентов на взаимовыгодных условиях!

Наши преимущества:

- Оперативные поставки широкого спектра электронных компонентов отечественного и импортного производства напрямую от производителей и с крупнейших мировых складов;
- Поставка более 17-ти миллионов наименований электронных компонентов;
- Поставка сложных, дефицитных, либо снятых с производства позиций;
- Оперативные сроки поставки под заказ (от 5 рабочих дней);
- Экспресс доставка в любую точку России;
- Техническая поддержка проекта, помощь в подборе аналогов, поставка прототипов;
- Система менеджмента качества сертифицирована по Международному стандарту ISO 9001;
- Лицензия ФСБ на осуществление работ с использованием сведений, составляющих государственную тайну;
- Поставка специализированных компонентов (Xilinx, Altera, Analog Devices, Intersil, Interpoint, Microsemi, Aeroflex, Peregrine, Syfer, Eurofarad, Texas Instrument, Miteq, Cobham, E2V, MA-COM, Hittite, Mini-Circuits, General Dynamics и др.);

Помимо этого, одним из направлений компании «ЭлектроПласт» является направление «Источники питания». Мы предлагаем Вам помощь Конструкторского отдела:

- Подбор оптимального решения, техническое обоснование при выборе компонента;
- Подбор аналогов;
- Консультации по применению компонента;
- Поставка образцов и прототипов;
- Техническая поддержка проекта;
- Защита от снятия компонента с производства.



#### Как с нами связаться

**Телефон:** 8 (812) 309 58 32 (многоканальный)

**Факс:** 8 (812) 320-02-42

**Электронная почта:** [org@eplast1.ru](mailto:org@eplast1.ru)

**Адрес:** 198099, г. Санкт-Петербург, ул. Калинина, дом 2, корпус 4, литера А.