

Omega Field Vacuum Operation and Maintenance



Made in the
United States of America



Figure 1: Menda® Omega Field Vac, Item 35849

Description

The Menda Omega Field Vac is a high performance, completely self contained, field service vacuum. Everything you need is contained in the rigid, lightweight, portable enclosure. This model has been specifically designed to work in and around sensitive electronic equipment such as copy and fax machines, telecom equipment, computers, printers, and larger pieces of production and assembly equipment. The standard 0.3 micron filter pack is 66% more efficient than other service vacuums with 0.9 micron filters. The standard filter will safely trap soot, pollens, drywall dust, black toner, and most color toner.

The Omega Field Vac is safe for ESD sensitive electronics. The electronic line filter prevents EMI/RFI noise, and the utensils are static dissipative. The internal ground-wire in the flex-hose and enclosure virtually eliminate static charge generation from utensils. Any charge generated is safely dissipated back through the electrically grounded motor. The Menda® Omega Field Vac meets UL and UL Canada certified safety standards.

Note: The Menda® Omega Field Vac is designed for commercial use only.

Inspection

Remove the Field Vac from the shipping carton and inspect for damage.

Items included with model 35849

- 1 0.3 Micron Filter Cartridge
- 1 6' Flex-Hose (Toner Proof and Static Dissipative)
- 1 16" Goose Neck Attachment
- 1 Crevice Attachment
- 1 Crevice Attachment Brush
- 1 Detachable Power Cord (110V Only)

Also available in 220V (35848)

Optional Accessories

- 35853 Replacement 0.3 Micron Filter Cartridge
- 35854 Replacement 0.12 micron HEPA Filter Cartridge

Note: Item 35853 is also a direct replacement for the following: 3M Vacuum 497AJM, Type 1 Filter ULTI-VAC Model 11737781

Operation

Release the two front latches on the front of the Field Vac and open the lid. Release the Velcro® strip on the inside lid and remove the hose and attachments. Remove the orange plug from the filter cartridge and store inside the unit.

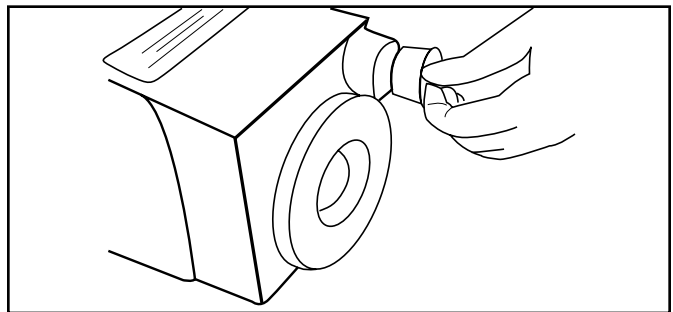


Figure 2: Filter cartridge and orange plug

Slide one end of the flex-hose into the front of the filter cartridge.

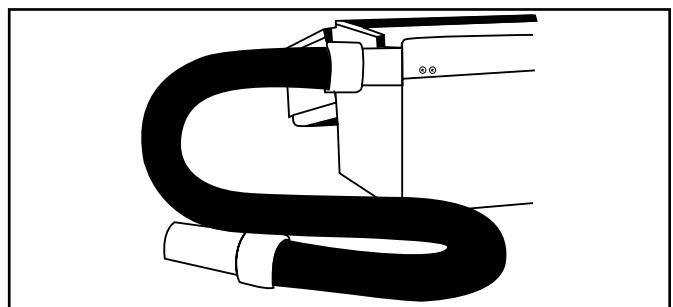


Figure 3: Flex-Hose

Install any of the other appropriate attachments to the other end of the hose. Close the lid and attach securely.

Plug the female end of the power cord into the Field Vac. Plug the power cord into an electrical outlet that is properly grounded in accordance with all local codes and ordinances.

Filter Change-Out Instructions

Unplug the Omega Field Vac from the electrical power. Release the two latches and open the lid. Remove the flex hose. Insert the orange plug into the exposed filter hole. Lift the filter cartridge out by placing fingertips under the lifting tabs located at the ends of the filter.

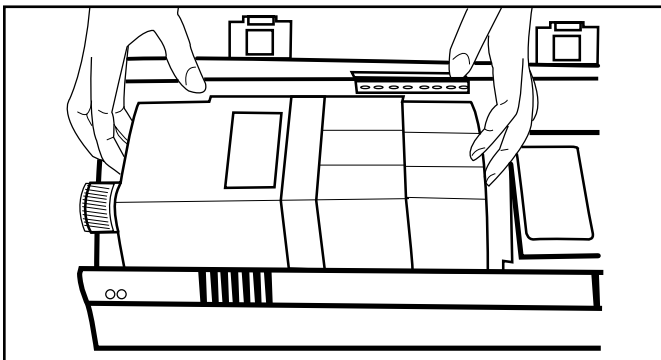


Figure 5: Lifting out the cartridge.

Dispose of the filter in an appropriate manner. Insert a new filter cartridge, close lid, and latch securely.

Transporting Instructions

Unplug the detachable power cord from the outlet and vacuum. Open the lid and retrieve the orange plug. Remove any attachments and the flex-hose and install the orange plug into the filter hole securely. Place the flex-hose and attachments in the lid and secure the inside lid with the Velcro® strip. Close the lid and latch securely.

Specifications

Noise Level:	81-82 decibels
Suction:	Approx. 65"/H2O
Amps:	2
Watts (maximum):	459
Capacity:	1 gallon (dry particulate)

Limited Warranty

Menda expressly warrants that for a period of three (3) years from the date of purchase, Menda Omega Field Vacs will be free of defects in material (parts) and workmanship (labor). Within the warranty period, the product will be tested, repaired, or replaced at Menda's option, free of charge. Call our Customer Service Department at 909-627-2453 for a Return Material Authorization (RMA) and proper shipping instructions and address. Include a copy of your original packing slip, invoice, or other proof of purchase date. Any unit under warranty should be shipped prepaid to the Menda factory. Warranty repairs will take approximately two weeks.

If your unit is out of warranty, call Customer Service at 909-627-2453 for a Return Material Authorization (RMA) and proper shipping instructions and address. Menda will quote repair charges necessary to bring your unit up to factory standards.

Warranty Exclusions

THE FOREGOING EXPRESS WARRANTY IS MADE IN LIEU OF ALL OTHER PRODUCT WARRANTIES, EXPRESSED AND IMPLIED, INCLUDING MERCHANTABILITY AND FITNESS FOR A PARTICULAR PURPOSE WHICH ARE SPECIFICALLY DISCLAIMED. The express warranty will not apply to defects or damage due to accidents, neglect, misuse, alterations, operator error, or failure to properly maintain, clean or repair products.

Limit of Liability

In no event will Menda or any seller be responsible or liable for any injury, loss or damage, direct or consequential, arising out of the use of or the inability to use the product. Before using, users shall determine the suitability of the product for their intended use, and users assume all risk and liability whatsoever in connection therewith.



Компания «ЭлектроПласт» предлагает заключение долгосрочных отношений при поставках импортных электронных компонентов на взаимовыгодных условиях!

Наши преимущества:

- Оперативные поставки широкого спектра электронных компонентов отечественного и импортного производства напрямую от производителей и с крупнейших мировых складов;
- Поставка более 17-ти миллионов наименований электронных компонентов;
- Поставка сложных, дефицитных, либо снятых с производства позиций;
- Оперативные сроки поставки под заказ (от 5 рабочих дней);
- Экспресс доставка в любую точку России;
- Техническая поддержка проекта, помощь в подборе аналогов, поставка прототипов;
- Система менеджмента качества сертифицирована по Международному стандарту ISO 9001;
- Лицензия ФСБ на осуществление работ с использованием сведений, составляющих государственную тайну;
- Поставка специализированных компонентов (Xilinx, Altera, Analog Devices, Intersil, Interpoint, Microsemi, Aeroflex, Peregrine, Syfer, Eurofarad, Texas Instrument, Miteq, Cobham, E2V, MA-COM, Hittite, Mini-Circuits, General Dynamics и др.);

Помимо этого, одним из направлений компании «ЭлектроПласт» является направление «Источники питания». Мы предлагаем Вам помощь Конструкторского отдела:

- Подбор оптимального решения, техническое обоснование при выборе компонента;
- Подбор аналогов;
- Консультации по применению компонента;
- Поставка образцов и прототипов;
- Техническая поддержка проекта;
- Защита от снятия компонента с производства.



Как с нами связаться

Телефон: 8 (812) 309 58 32 (многоканальный)

Факс: 8 (812) 320-02-42

Электронная почта: org@eplast1.ru

Адрес: 198099, г. Санкт-Петербург, ул. Калинина, дом 2, корпус 4, литера А.