

## Cascadable Amplifier 5 to 500 MHz

Rev. V3

### Features

- HIGH GAIN - TWO STAGES: 28 dB (TYP.)
- HIGH OUTPUT LEVEL: +15 dBm (TYP.)
- HIGH THIRD ORDER IP: +28 dBm (TYP.)
- WIDE POWER SUPPLY RANGE: +8 TO +15 VOLTS

### Description

The A76 RF amplifier is a discrete hybrid design, which uses thin film manufacturing processes for consistent performance and high reliability.

This 2 stage bipolar transistor feedback amplifier design displays impressive performance over a broadband frequency range. An active DC biasing network insures temperature-stable performance.


Both TO-8 and Surface Mount packages are hermetically sealed, and MIL-STD-883 environmental screening is available.

### Ordering Information

Part Number	Package
A76	TO-8
SMA76	Surface Mount
CA76**	SMA Connectorized

\*\* The connectorized version is not RoHs compliant

### Product Image



### Electrical Specifications: $Z_0 = 50\Omega$ , $V_{CC} = +15 V_{DC}$

Parameter	Units	Typical	Guaranteed	
		25°C	0° to 50°C	-54° to +85°C*
Frequency	MHz	3-600	5-500	5-500
Small Signal Gain (min)	dB	28.0	27.0	26.0
Gain Flatness (max)	dB	±0.3	±0.7	±1.0
Reverse Isolation	dB	37		
Noise Figure (max)	dB	3.0	3.5	4.0
Power Output @ 1 dB comp. (min)	dBm	14.7	14.0	13.5
IP3	dBm	+28		
IP2	dBm	+42		
Second Order Harmonic IP	dBm	+48		
VSWR Input / Output (max)		1.3:1 / 1.3:1	1.8:1 / 1.8:1	2.0:1 / 2.0:1
DC Current @ 15 Volts (max)	mA	60	63	65

### Absolute Maximum Ratings

Parameter	Absolute Maximum
Storage Temperature	-62°C to +125°C
Case Temperature	125°C
DC Voltage	+17 V
Continuous Input Power	+6 dBm
Short Term Input power (1 minute max.)	40 mW
Peak Power (3 µsec max.)	0.5 W
"S" Series Burn-In Temperature (case)	125°C

### Thermal Data: $V_{CC} = +15 V_{DC}$

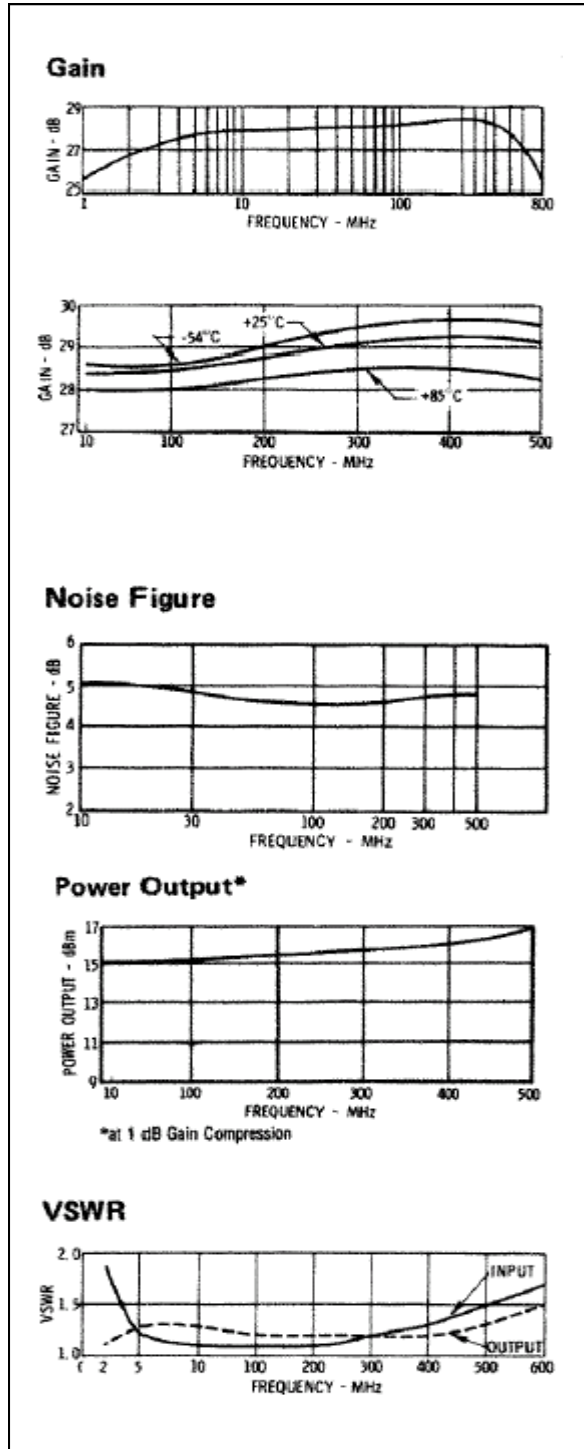
Parameter	Rating
Thermal Resistance $\theta_{jc}$	130°C/W
Transistor Power Dissipation $P_d$	0.411 W
Junction Temperature Rise Above Case $T_{jc}$	54°C

1 \* Over temperature performance limits for part number CA76, guaranteed from 0°C to +50°C only.

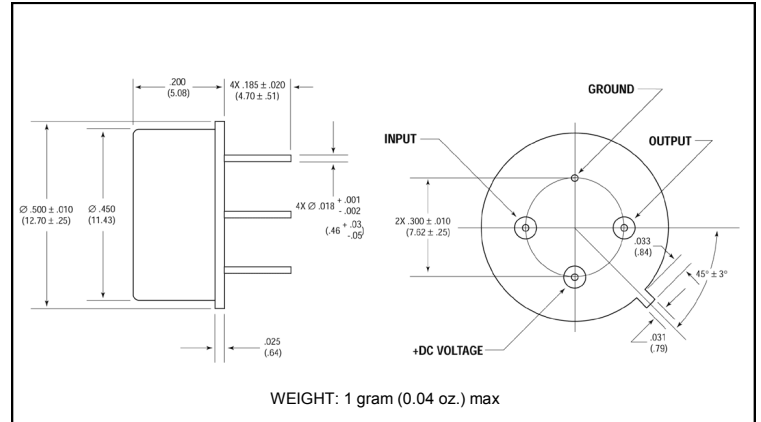
## Cascadable Amplifier 5 to 500 MHz

Rev. V3

### Typical Performance Curves at +25°C



### Outline Drawing: TO-8 \*



### Outline Drawing: Surface Mount \*



### Outline Drawing: SMA Connectorized \*



M/A-COM Technology Solutions Inc. All rights reserved.

Information in this document is provided in connection with M/A-COM Technology Solutions Inc ("MACOM") products. These materials are provided by MACOM as a service to its customers and may be used for informational purposes only. Except as provided in MACOM's Terms and Conditions of Sale for such products or in any separate agreement related to this document, MACOM assumes no liability whatsoever. MACOM assumes no responsibility for errors or omissions in these materials. MACOM may make changes to specifications and product descriptions at any time, without notice. MACOM makes no commitment to update the information and shall have no responsibility whatsoever for conflicts or incompatibilities arising from future changes to its specifications and product descriptions. No license, express or implied, by estoppel or otherwise, to any intellectual property rights is granted by this document.

THESE MATERIALS ARE PROVIDED "AS IS" WITHOUT WARRANTY OF ANY KIND, EITHER EXPRESS OR IMPLIED, RELATING TO SALE AND/OR USE OF MACOM PRODUCTS INCLUDING LIABILITY OR WARRANTIES RELATING TO FITNESS FOR A PARTICULAR PURPOSE, CONSEQUENTIAL OR INCIDENTAL DAMAGES, MERCHANTABILITY, OR INFRINGEMENT OF ANY PATENT, COPYRIGHT OR OTHER INTELLECTUAL PROPERTY RIGHT. MACOM FURTHER DOES NOT WARRANT THE ACCURACY OR COMPLETENESS OF THE INFORMATION, TEXT, GRAPHICS OR OTHER ITEMS CONTAINED WITHIN THESE MATERIALS. MACOM SHALL NOT BE LIABLE FOR ANY SPECIAL, INDIRECT, INCIDENTAL, OR CONSEQUENTIAL DAMAGES, INCLUDING WITHOUT LIMITATION, LOST REVENUES OR LOST PROFITS, WHICH MAY RESULT FROM THE USE OF THESE MATERIALS.

MACOM products are not intended for use in medical, lifesaving or life sustaining applications. MACOM customers using or selling MACOM products for use in such applications do so at their own risk and agree to fully indemnify MACOM for any damages resulting from such improper use or sale.



Компания «ЭлектроПласт» предлагает заключение долгосрочных отношений при поставках импортных электронных компонентов на взаимовыгодных условиях!

Наши преимущества:

- Оперативные поставки широкого спектра электронных компонентов отечественного и импортного производства напрямую от производителей и с крупнейших мировых складов;
- Поставка более 17-ти миллионов наименований электронных компонентов;
- Поставка сложных, дефицитных, либо снятых с производства позиций;
- Оперативные сроки поставки под заказ (от 5 рабочих дней);
- Экспресс доставка в любую точку России;
- Техническая поддержка проекта, помощь в подборе аналогов, поставка прототипов;
- Система менеджмента качества сертифицирована по Международному стандарту ISO 9001;
- Лицензия ФСБ на осуществление работ с использованием сведений, составляющих государственную тайну;
- Поставка специализированных компонентов (Xilinx, Altera, Analog Devices, Intersil, Interpoint, Microsemi, Aeroflex, Peregrine, Syfer, Eurofarad, Texas Instrument, Miteq, Cobham, E2V, MA-COM, Hittite, Mini-Circuits, General Dynamics и др.);

Помимо этого, одним из направлений компании «ЭлектроПласт» является направление «Источники питания». Мы предлагаем Вам помощь Конструкторского отдела:

- Подбор оптимального решения, техническое обоснование при выборе компонента;
- Подбор аналогов;
- Консультации по применению компонента;
- Поставка образцов и прототипов;
- Техническая поддержка проекта;
- Защита от снятия компонента с производства.



#### Как с нами связаться

**Телефон:** 8 (812) 309 58 32 (многоканальный)

**Факс:** 8 (812) 320-02-42

**Электронная почта:** [org@eplast1.ru](mailto:org@eplast1.ru)

**Адрес:** 198099, г. Санкт-Петербург, ул. Калинина, дом 2, корпус 4, литера А.