

DATA SHEET

# SMP1340 Series: Fast Switching Speed, Low Capacitance, Plastic Packaged PIN Diodes

## Features

- Designed for fast-speed wireless switch applications
- 1.0  $\Omega$  resistance, 0.3 pF capacitance
- Available lead (Pb)-free and RoHS-compliant MSL-1 @ 260 °C<sup>(1)</sup> per JEDEC J-STD-020
- Available in tape and reel packaging

## Description

The SMP1340 series of plastic packaged, surface mountable PIN diodes is designed for high-volume switch applications from 10 MHz to beyond 2 GHz. The short carrier lifetime of typically 100 ns, combined with its thin I region width of nominally 7  $\mu$ m, results in a fast-speed RF switching PIN diode. The RF performance of the SMP1340 series is assured by virtue of its low capacitance (0.3 pF) and low resistance (1.0  $\Omega$  at 10 mA).

The SMP1340-508 has been specifically designed for WLAN 802.11 a, b, and g applications.

**NEW** Skyworks offers lead (Pb)-free, RoHS (Restriction of Hazardous Substances)-compliant packaging.










## Absolute Maximum Ratings


Characteristic	Value
Reverse voltage ( $V_R$ )	50 V
Power dissipation @ 25 °C lead temperature ( $P_D$ )	250 mW
Storage temperature ( $T_{ST}$ )	-65 °C to +150 °C
Operating temperature ( $T_{OP}$ )	-65 °C to +150 °C
ESD human body model	Class 1B

Performance is guaranteed only under the conditions listed in the specifications table and is not guaranteed under the full range(s) described by the Absolute Maximum specifications. Exceeding any of the absolute maximum/minimum specifications may result in permanent damage to the device and will void the warranty.

**CAUTION:** Although this device is designed to be as robust as possible, ESD (Electrostatic Discharge) can damage this device. This device must be protected at all times from ESD. Static charges may easily produce potentials of several kilovolts on the human body or equipment, which can discharge without detection. Industry-standard ESD precautions must be employed at all times.

1. -508 package MSL-1@ 250 °C

						
Common Anode	Common Cathode	Series Pair	Single	Common Cathode	Single	Anti-Parallel
SOT-23	SOT-23	SOT-23	SOD-323	SC-70	SC-79	LGA
<b>SMP1340-003</b> Marking: PS9	◆ <b>SMP1340-004</b> Marking: PS3	<b>SMP1340-005</b> Marking: PS2	<b>SMP1340-011</b> Marking: PS	<b>SMP1340-074</b> Marking: PS3	◆ <b>SMP1340-079</b>	<b>SMP1340-508</b> <b>Lead (Pb)-Free</b> Marking: X
<b>SMP1340-003LF</b> Marking: RS9	◆ <b>SMP1340-004LF</b> Marking: RS3	<b>SMP1340-005LF</b> Marking: RS2	<b>SMP1340-011LF</b> Marking: RS	<b>SMP1340-074LF</b> Marking: RS3	◆ <b>SMP1340-079LF</b>	
$L_S = 1.5 \text{ nH}$	$L_S = 1.5 \text{ nH}$	$L_S = 1.5 \text{ nH}$	$L_S = 1.5 \text{ nH}$	$L_S = 1.4 \text{ nH}$	$L_S = 0.7 \text{ nH}$	$L_S = 0.6 \text{ nH}$
		SC-70				
		SMP1340-075LF Marking: RS2				
		$L_S = 1.4 \text{ nH}$				

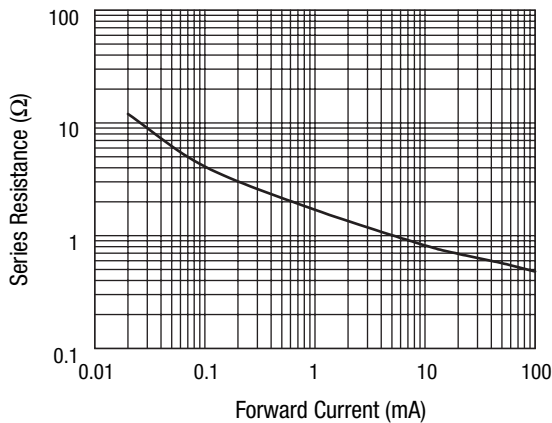
 LF denotes lead (Pb)-free, RoHS-compliant packaging option as an alternative to our standard tin/lead (Sn/Pb) packaging.

 **Innovation to Go™**  
Select Linear Products (indicated by ◆) now available for purchase online.

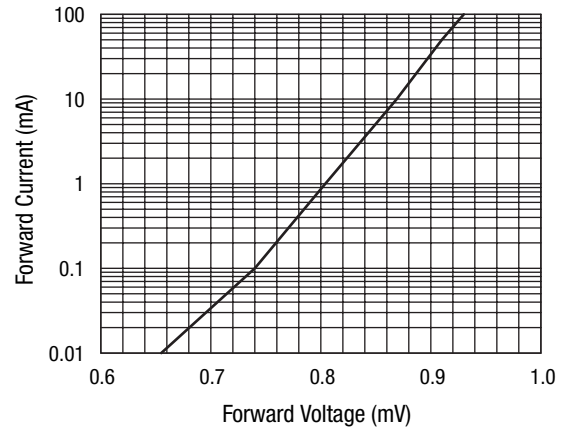
## Electrical Specifications at 25 °C

Parameter	Condition	Typ.	Max.	Unit
Reverse current ( $I_R$ )	$V_R = 50 \text{ V}$		10	$\mu\text{A}$
Capacitance ( $C_T$ )	$F = 1 \text{ MHz}, V = 5 \text{ V}$	0.21	0.3	$\text{pF}$
Resistance ( $R_S$ )	$F = 100 \text{ MHz}, I = 1 \text{ mA}$	1.7		$\Omega$
Resistance ( $R_S$ )	$F = 100 \text{ MHz}, I = 5 \text{ mA}$	1	2	$\Omega$
Resistance ( $R_S$ )	$F = 100 \text{ MHz}, I = 10 \text{ mA}$	0.85	1.2	$\Omega$
Forward voltage ( $V_F$ )	$I_F = 10 \text{ mA}$	0.85		$\text{V}$
Carrier lifetime (TI)	$I_F = 10 \text{ mA}$	100		$\text{ns}$
I region width		7		$\mu\text{m}$

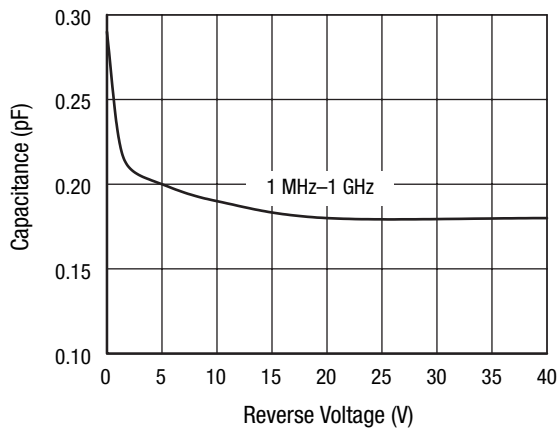
## Typical Performance Data



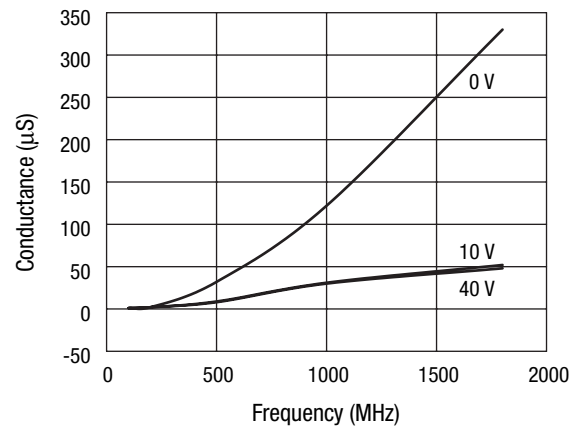
**Series Resistance vs. Current @ 100 MHz**



**DC Characteristic**



**Capacitance vs. Reverse Voltage**



**Conductance vs. Frequency and Reverse Voltage**

## Resistance vs. Temperature @ 500 MHz

$I_F$ (mA)	R -55 °C (Ω)	R -40 °C (Ω)	R -15 °C (Ω)	R 25 °C (Ω)	R 65 °C (Ω)	R 85 °C (Ω)	R 100 °C (Ω)
0.02	9.92	9.68	9.3	8.95	8.95	9.01	9.12
0.1	3.9	3.86	3.79	3.8	3.85	3.94	4.03
0.3	2.32	2.33	2.3	2.33	2.35	2.43	2.49
0.5	1.91	1.93	1.9	1.92	1.92	1.99	2.05
1	1.54	1.55	1.52	1.53	1.5	1.56	1.61
10	0.95	0.96	0.91	0.9	0.82	0.85	0.89
20	0.86	0.87	0.82	0.81	0.73	0.75	0.79
100	0.72	0.73	0.7	0.68	0.59	0.62	0.65

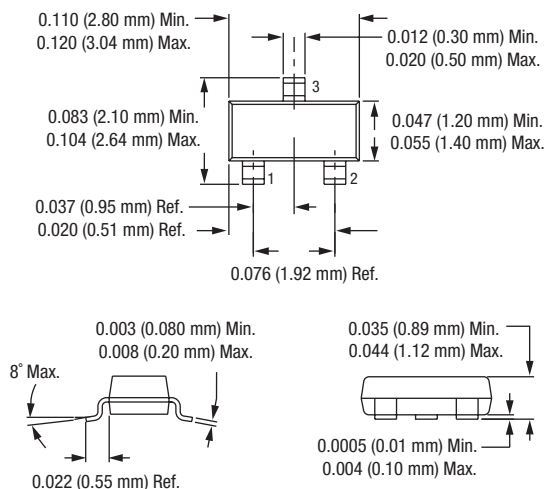
## Recommended Solder Reflow Profiles

Refer to the [“Recommended Solder Reflow Profile”](#) Application Note.

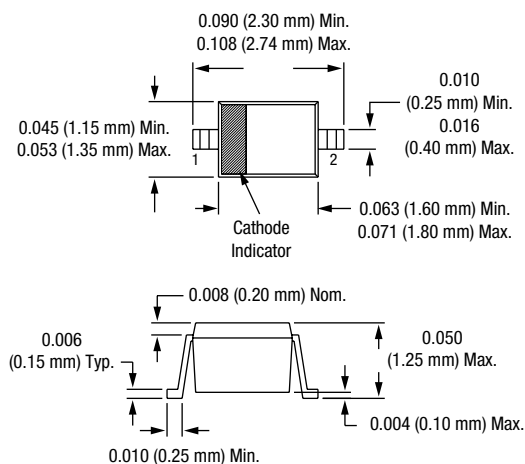
## Tape and Reel Information

Refer to the [“Discrete Devices and IC Switch/Attenuators Tape and Reel Package Orientation”](#) Application Note.

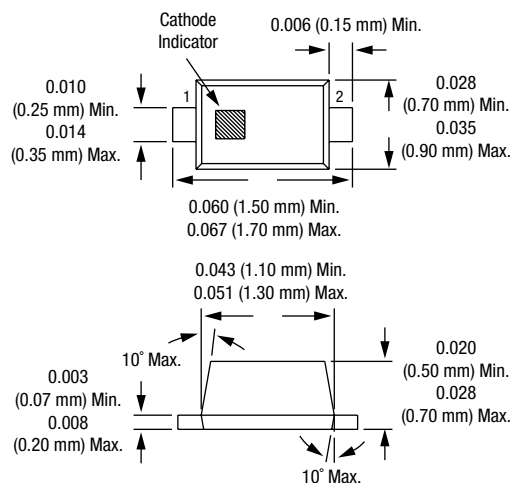
## SOT-23



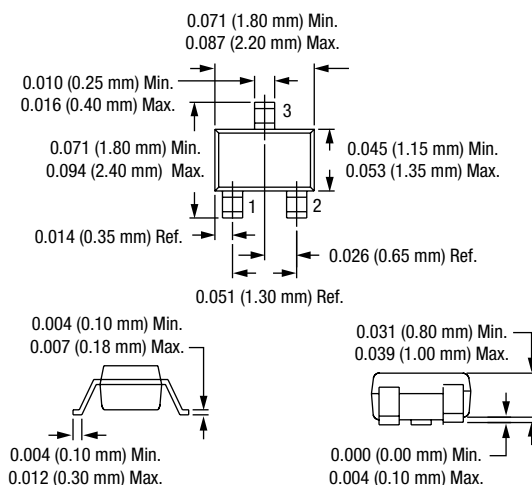
## SOD-323



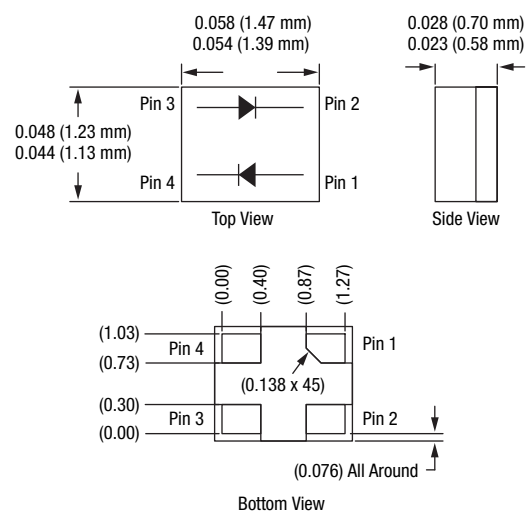
## SC-79



## SC-70



## LGA



Copyright © 2002, 2003, 2004, 2005, 2006, Skyworks Solutions, Inc. All Rights Reserved.

Information in this document is provided in connection with Skyworks Solutions, Inc. ("Skyworks") products or services. These materials, including the information contained herein, are provided by Skyworks as a service to its customers and may be used for informational purposes only by the customer. Skyworks assumes no responsibility for errors or omissions in these materials or the information contained herein. Skyworks may change its documentation, products, services, specifications or product descriptions at any time, without notice. Skyworks makes no commitment to update the materials or information and shall have no responsibility whatsoever for conflicts, incompatibilities, or other difficulties arising from any future changes.

No license, whether express, implied, by estoppel or otherwise, is granted to any intellectual property rights by this document. Skyworks assumes no liability for any materials, products or information provided hereunder, including the sale, distribution, reproduction or use of Skyworks products, information or materials, except as may be provided in Skyworks Terms and Conditions of Sale.

THE MATERIALS, PRODUCTS AND INFORMATION ARE PROVIDED "AS IS" WITHOUT WARRANTY OF ANY KIND, WHETHER EXPRESS, IMPLIED, STATUTORY, OR OTHERWISE, INCLUDING FITNESS FOR A PARTICULAR PURPOSE OR USE, MERCHANTABILITY, PERFORMANCE, QUALITY OR NON-INFRINGEMENT OF ANY INTELLECTUAL PROPERTY RIGHT; ALL SUCH WARRANTIES ARE HEREBY EXPRESSLY DISCLAIMED. SKYWORKS DOES NOT WARRANT THE ACCURACY OR COMPLETENESS OF THE INFORMATION, TEXT, GRAPHICS OR OTHER ITEMS CONTAINED WITHIN THESE MATERIALS. SKYWORKS SHALL NOT BE LIABLE FOR ANY DAMAGES, INCLUDING BUT NOT LIMITED TO ANY SPECIAL, INDIRECT, INCIDENTAL, STATUTORY, OR CONSEQUENTIAL DAMAGES, INCLUDING WITHOUT LIMITATION, LOST REVENUES OR LOST PROFITS THAT MAY RESULT FROM THE USE OF THE MATERIALS OR INFORMATION, WHETHER OR NOT THE RECIPIENT OF MATERIALS HAS BEEN ADVISED OF THE POSSIBILITY OF SUCH DAMAGE.

Skyworks products are not intended for use in medical, lifesaving or life-sustaining applications, or other equipment in which the failure of the Skyworks products could lead to personal injury, death, physical or environmental damage. Skyworks customers using or selling Skyworks products for use in such applications do so at their own risk and agree to fully indemnify Skyworks for any damages resulting from such improper use or sale.

Customers are responsible for their products and applications using Skyworks products, which may deviate from published specifications as a result of design defects, errors, or operation of products outside of published parameters or design specifications. Customers should include design and operating safeguards to minimize these and other risks. Skyworks assumes no liability for applications assistance, customer product design, or damage to any equipment resulting from the use of Skyworks products outside of stated published specifications or parameters.

Skyworks, the Skyworks symbol, "Breakthrough Simplicity" and "Innovation to Go" are trademarks or registered trademarks of Skyworks Solutions, Inc., in the United States and other countries. Third-party brands and names are for identification purposes only, and are the property of their respective owners. Additional information, including relevant terms and conditions, posted at [www.skyworksinc.com](http://www.skyworksinc.com), are incorporated by reference.



Компания «ЭлектроПласт» предлагает заключение долгосрочных отношений при поставках импортных электронных компонентов на взаимовыгодных условиях!

Наши преимущества:

- Оперативные поставки широкого спектра электронных компонентов отечественного и импортного производства напрямую от производителей и с крупнейших мировых складов;
- Поставка более 17-ти миллионов наименований электронных компонентов;
- Поставка сложных, дефицитных, либо снятых с производства позиций;
- Оперативные сроки поставки под заказ (от 5 рабочих дней);
- Экспресс доставка в любую точку России;
- Техническая поддержка проекта, помощь в подборе аналогов, поставка прототипов;
- Система менеджмента качества сертифицирована по Международному стандарту ISO 9001;
- Лицензия ФСБ на осуществление работ с использованием сведений, составляющих государственную тайну;
- Поставка специализированных компонентов (Xilinx, Altera, Analog Devices, Intersil, Interpoint, Microsemi, Aeroflex, Peregrine, Syfer, Eurofarad, Texas Instrument, Miteq, Cobham, E2V, MA-COM, Hittite, Mini-Circuits, General Dynamics и др.);

Помимо этого, одним из направлений компании «ЭлектроПласт» является направление «Источники питания». Мы предлагаем Вам помощь Конструкторского отдела:

- Подбор оптимального решения, техническое обоснование при выборе компонента;
- Подбор аналогов;
- Консультации по применению компонента;
- Поставка образцов и прототипов;
- Техническая поддержка проекта;
- Защита от снятия компонента с производства.



#### Как с нами связаться

**Телефон:** 8 (812) 309 58 32 (многоканальный)

**Факс:** 8 (812) 320-02-42

**Электронная почта:** [org@eplast1.ru](mailto:org@eplast1.ru)

**Адрес:** 198099, г. Санкт-Петербург, ул. Калинина, дом 2, корпус 4, литера А.