



Packaging Information

PACKAGING ORDERING CODE		
ANTI-STATIC PACKAGE CODE	PREFERRED PACKAGE CODE	PACKAGING DESCRIPTION
51		Bulk
52, 52T	P	DO-214AA (SMB)/DO-215AA (SMBG), 12 mm tape, 7" diameter plastic reel
2D	P	DO-218AB (SM5-8A), 24 mm tape, 13" diameter plastic reel, anode towards sprocket hole
2E		DO-218AB (SM5-8A), 24 mm tape, 13" diameter plastic reel, cathode towards sprocket hole
2M		Tube packaging for 5KP/6KA type lead formed components
2N		DO-218AB, 24 mm tape, 13" diameter plastic reel with dry packaging, anode towards sprocket hole
53		26 mm horizontal taping and ammo box packaging
54	P	52.4 mm horizontal tape, 13" diameter paper reel
5A, 5AT	P	DO-214AC (SMA), 12 mm tape, 13" diameter plastic reel
5B, 5BT	P	DO-214AA (SMB)/DO-215AA (SMBG), 12 mm tape, 13" diameter plastic reel
5CA	P	DO-214BA (GF1), 12 mm tape, 13" diameter plastic reel
57, 57T	P	DO-214AB (SMC)/DO-215AB (SMCG), 16 mm tape, 7" diameter plastic reel
6A	P	DO-221AC (SlimSMA), 12 mm tape, 7" diameter plastic reel
6B	P	DO-221AC (SlimSMA), 12 mm tape, 13" diameter plastic reel
9A, 9AT	P	DO-214AB (SMC)/DO-215AB (SMCG), 16 mm tape, 13" diameter plastic reel
61, 61T	P	DO-214AC (SMA), 12 mm tape, 7" diameter plastic reel
67A	P	DO-214BA (GF1), 12 mm tape, 7" diameter plastic reel
72	P	Bulk pack for bridge and special axial-leaded formed devices
73		52.4 mm horizontal tape and ammo box packaging
77	P	DFS bridge, 16 mm tape, 13" diameter paper reel
80	P	TO-269AA (MB-S) bridge, 12 mm tape, 13" diameter paper reel
81	P	TO-263AB 24 mm tape, 13" diameter reinforced hub plastic reel
8A	P	SMPD, 24 mm tape, 13" diameter plastic reel
8W	P	TO-263AB (wire bond) 24 mm tape, 13" diameter reinforced hub plastic reel
83	P	DO-213AA (GL34) 8 mm tape, 13" diameter plastic reel
84A	P	DO-220AA (SMP) 12 mm tape, 7" diameter plastic reel
85A	P	DO-220AA (SMP) 12 mm tape, 13" diameter plastic reel
86A	P	TO-277A (SMPC), 12 mm tape, 7" diameter plastic reel
87A	P	TO-277A (SMPC), 12 mm tape, 13" diameter plastic reel
38		Lead forming bulk packaging in anti-static bags
89A	P	MicroSMP, 8 mm tape, 7" diameter plastic reel
90		Euroform, reel, cathode first off reel, lead coated
91		Euroform, ammo pack, cathode first out of ammo pack, lead coated
92		Euroform, reel, cathode last off reel, lead coated
93		Euroform, ammo pack, cathode last out of ammo pack, lead coated
45	P	Anti-static tube packaging for Bridge and Power Pack
4W	P	Anti-static tube packaging for wire bond TO-220, ITO-220, TO-262 and TO-263
96	P	DO-213AB (GL41), 12 mm tape, 7" diameter plastic reel
97	P	DO-213AB (GL41), 12 mm tape, 13" diameter plastic reel
98	P	DO-213AA (GL34), 8 mm tape, 7" diameter plastic reel
100		MPG06 pseudo radial tape, cathode first out of ammo pack
H	P	Tape in 7" diameter plastic reel
I	P	Tape in 13" diameter plastic reel
TR	P	DO-214AC (SMA), 12 mm tape, 7" diameter plastic reel ⁽¹⁾
TR3	P	DO-214AC (SMA), 12 mm tape, 13" diameter plastic reel ⁽¹⁾

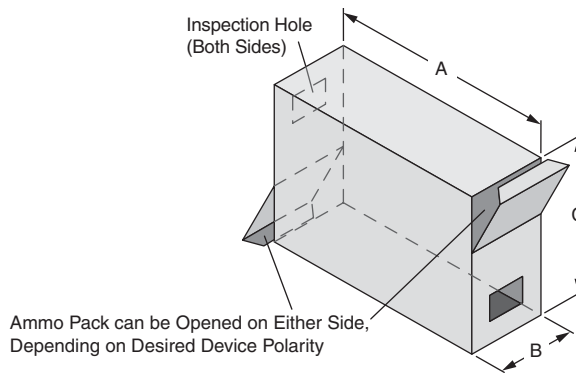
Notes

- ⁽¹⁾ Formerly sold by Vishay Telefunken® (Telefunken® is a registered trademark of Electro Holding GmbH).
- “P” and bold letter denotes preferred package code.
- A “T” suffix added to the packaging codes for SMA, SMB and SMC products indicates that the patented folded-frame construction is used. This does not apply to TR and TR3 codes or TRANSZORB® TVS in SMA and SMB.



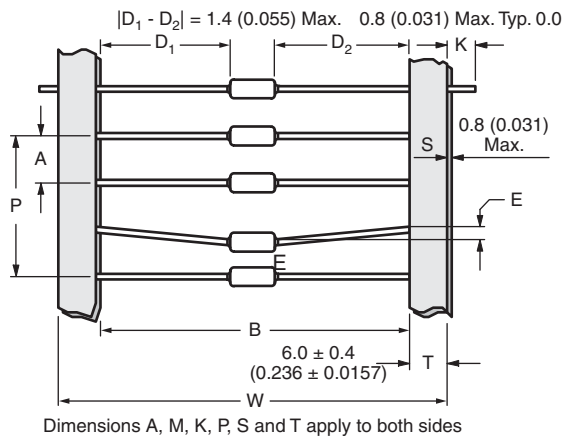
BULK PACKAGING					
CASE TYPES	PREFERRED PACKAGE CODE	PACKAGING	BOX SIZE		QUANTITY
			INCHES	cm	EA.
DF-M, DF-S, DFL-S	45	Anti-static plastic tubes	17.4 length	44.1 length	50
GSIB-3S	45	Anti-static plastic tubes	25.1 length	63.9 length	20
GSIB-5S, PB	45	Anti-static plastic tubes	24.2 length	61.5 length	20
GBU, BU	45	Anti-static plastic tubes	18.5 length	47 length	20
GBL	45	Anti-static plastic tubes	17.5 length	44.5 length	20
KBPM	45	Anti-static plastic tubes	18.5 length	47 length	30
TO-220AB/AC, ITO-220AC/AB, TO-262AA	45, 4W	Anti-static plastic tubes	21.0 length	53.7 length	50
TO-247AD	45	Anti-static plastic tubes	20.0 length	50.8 length	30
TO-269AA (MB-S)	45	Anti-static plastic tubes	20.3 x 0.41	51.5 x 1.04	100
KBPM	51	Anti-static PVC tray	12.5 x 6.5 x 1.25	31.7 x 16.5 x 3.17	600
GBL	51	Anti-static PVC tray	12.5 x 6.1 x 1.0	30.9 x 15.5 x 2.5	400
GBPC12-35W	51	Paper box	12.5 x 12.5 x 1.7	31.7 x 31.7 x 4.3	100
GBPC1, GBPC6	51	Paper box	7.5 x 7.5 x 1.43	19.0 x 19.0 x 3.6	100
KBL	51	Anti-static PVC tray	12.2 x 6.1 x 1.5	30.9 x 15.5 x 3.8	300
GBPC12-35	51	Paper box	12.5 x 12.5 x 1.7	31.7 x 31.7 x 4.3	100
KBU4, 6, 8	51	Anti-static PVC tray	12.2 x 6.1 x 1.5	30.9 x 15.5 x 3.8	250
WOG, 2WOG	51	Plastic bags	-	-	100
GBU, /BU	51	Paper tray	13.1 x 6.6 x 1.2	33.2 x 17.2 x 3.0	250
KBPM	72	Paper box	7.4 x 7.4 x 1.5	18.8 x 18.8 x 3.8	200

AXIAL-LEADED TAPE AND REEL PACKAGING



All axial-leaded devices are packed in accordance with EIA standard RS-296-E. The diagrams given below refer to these specifications.

TABLE 1 - AMMO PACK PACKAGING						
PACKAGING	AVAILABLE PRODUCT OUTLINES	PREFERRED PACKAGE CODE	DIMENSION A	DIMENSION B	DIMENSION C	QUANTITY BOX
26 mm horizontal tape, ammo pack	DO-204AL (DO-41), MPG06	53	9.7" (247 mm)	1.7" (44 mm)	3.7" (95 mm)	3.0K
	DO-204AC	53				1.5K
	P300	53				0.75K
52 mm horizontal tape, ammo pack	DO-204AL, MPG06	73	10.0" (255 mm)	3.15" (80 mm)	4.53" (115 mm)	3.0K
	DO-204AC	73				2.0K
	DO201AD, GP20	73				1.0K
	P600	73				0.3K
Radial (avisert, panasert, euroform) vertical tape	GP10-E, RGP10-E, GP10-E, RGP10-E	91, 93	13.4" (340 mm)	1.8" (47 mm)	7.9" (200 mm)	2.0K 2.5K 2.0K
Pseudo/radial tape, ammo pack	MPG06	100	13.4" (340 mm)	1.8" (47 mm)	7.9" (200 mm)	2.0K

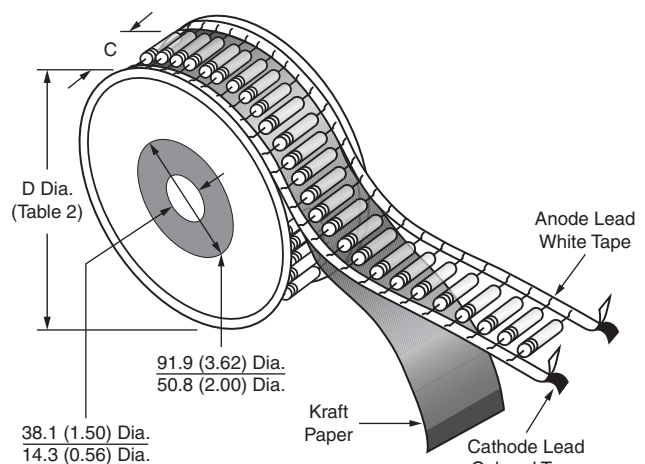


Dimensions in millimeters (inches)

Description	Symbol	
Component Pitch	A	2, 3
Inside Tape Spacing	B	2, 3
Lead to Lead Eccentricity	$ D_1 - D_2 $	-
Lead Extension	K	-
Lead Bending	E	2
Cumulative Pitch	P	3
Exposed Adhesive	S	-
Tape Width	T	-

All polarized components shall be oriented in the same direction

Fig. 1



The "C" dimension of Fig. 2 is between flanges of the component reel and shall be 1.5 mm (0.059") to 8.00 mm (0.315") greater than the overall taped component width "W" (Fig. 1). Where "W" dimension is 68.2 mm (2.68") max.

Fig. 2



AXIAL-LEADED TAPE AND REEL PACKAGING

TABLE 2 - REEL AND AMMO PACK TAPING SPECIFICATIONS										
COMPONENT CASE TYPE	PREFERRED PACKAGE CODE	UNITS PER REEL	COMPONENT PITCH "A" Fig. 1		INSIDE TAPE SPACING "B" Fig. 1		REEL DIMENSION "D" Fig. 2		LEAD BENDING "E" Fig. 1	
			EA.	INCHES	mm	INCHES	mm	INCHES	mm	INCHES
1.5KA (PAR)	54	1400	0.395	10.0	2.06	52.4	13.0	330	0.047	1.2
DO-204AC	54	4000	0.200	5.0	2.06	52.4	13.0	330	0.047	1.2
DO-201AD	54	1400	0.395	10.0	2.06	52.4	13.0	330	0.047	1.2
DO-204AL	54	5500	0.200	5.0	2.06	52.4	13.0	330	0.047	1.2
DFS Surface Mount	77	1500	Fig. 13		-	-	13.0	330	Fig. 13	-
DO-214BA (GF1)	67A/5CA	1500/6500			-	-	7.0/13.0	178/330	Fig. 13	-
DO-213AA (GL34)	98/83	2500/9000			-	-	7.0/13.0	178/330	Fig. 13	-
DO-213AB (GL41)	96/97	1500/5000			-	-	7.0/13.0	178/330	Fig. 13	-
GP10E Radial	Fig. 7 and Fig. 8	2500	0.500	12.7	-	-	13.0	330	0.079	2.0
GP10E	54	5500	0.200	5.0	2.06	52.4	13.0	330	0.047	1.2
GP20/1.5KE	54	1400	0.395	10.0	2.06	52.4	13.0	330	0.047	1.2
MPG06	100	5500	0.200	5.0	2.06	52.4	13.0	330	0.047	1.2
P600	54	800	0.395	10.0	2.06	52.4	13.0	330	0.047	1.2
DO-220AA (SMP)	84A/85A	3000/10 000	Fig. 13		-	-	7.0/13.0	178/330	Fig. 13	-
SMPD	8A	2000			-	-	13.0	330	Fig. 13	-
MicroSMP	89A	4500			-	-	7.0	178	Fig. 13	-
TO-277A (SMPC)	86A/87A	1500/6500			-	-	7.0/13.0	178/330	Fig. 13	-
DO-214AC (SMA)	61, 61T, TR/5A, 5AT, TR3	1800/7500			-	-	7.0/13.0	178/330	Fig. 13	-
DO-214AA (SMB)/ DO-215AA (SMBG)	52, 52T/5B, 5BT	750/3200			-	-	7.0/13.0	178/330	Fig. 13	-
DO-214AB (SMC)/ DO-215AB (SMCG)	57T/9AT	850/3500			-	-	7.0/13.0	178/330	Fig. 13	-
DO-218AB	2D	750			-	-	13.0	330	Fig. 13	-
TO-263AB	81, 8W	800			-	-	13.0	330	Fig. 13	-
TO-269AA (MB-S)	80	3000			-	-	13.0	330	Fig. 13	-
DO-221AC (SlimSMA)	6A/6B	3500/14 000			-	-	7.0/13.0	178/330	Fig. 13	-

Note

- Package codes, 61/5A, 52/5B are matrix-frame constructions for TRANSZORB® TVS in SMA and SMB only.

TABLE 3 - COMPONENT AND INSIDE HORIZONTAL TAPE SPACING			
COMPONENT BODY DIAMETER	COMPONENTS SPACING A (LEAD TO LEAD)	INSIDE TAPE SPACING "B"	CUMULATIVE PITCH TOLERANCE
0 mm to 5 mm (0.0" to 0.197")	5.0 mm ± 0.5 mm (0.197" ± 0.020")	26 mm + 1.5 mm/- 0.0 mm (1.024" + 0.059"/- 0.0")	Not to exceed 1.5 mm (0.059") over 6 consecutive components
0 mm to 5 mm (0.0" to 0.197")	5.0 mm ± 0.5 mm (0.197" ± 0.020")	52.4 mm + 1.5 mm/- 0.4 mm (2.062" + 0.059"/- 0.016")	
5.01 mm to 10 mm (0.197" to 0.394")	10 mm ± 0.5 mm (0.394" ± 0.020")	52.4 mm + 1.5 mm/- 0.4 mm (2.062" + 0.059"/- 0.016")	

DIMENSIONS in millimeters (inches)

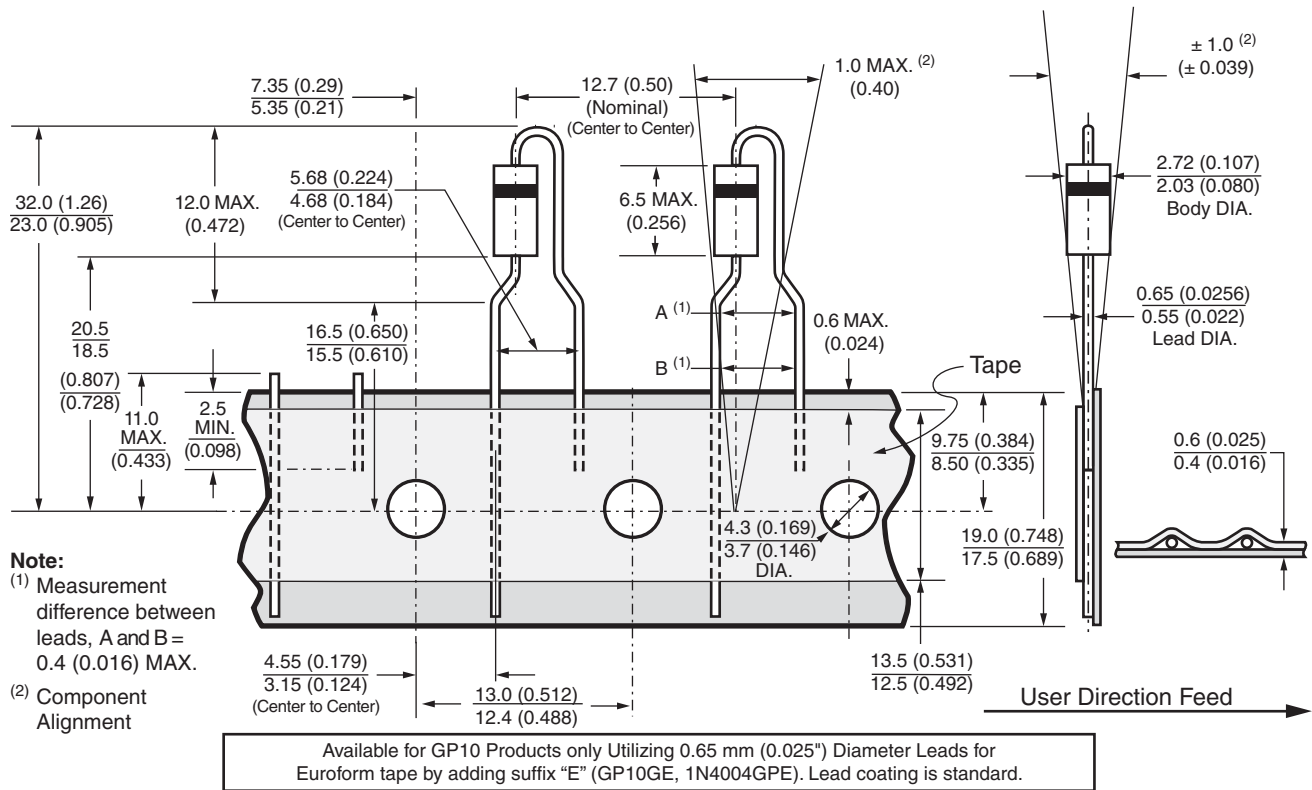


Fig. 3 - Euroform

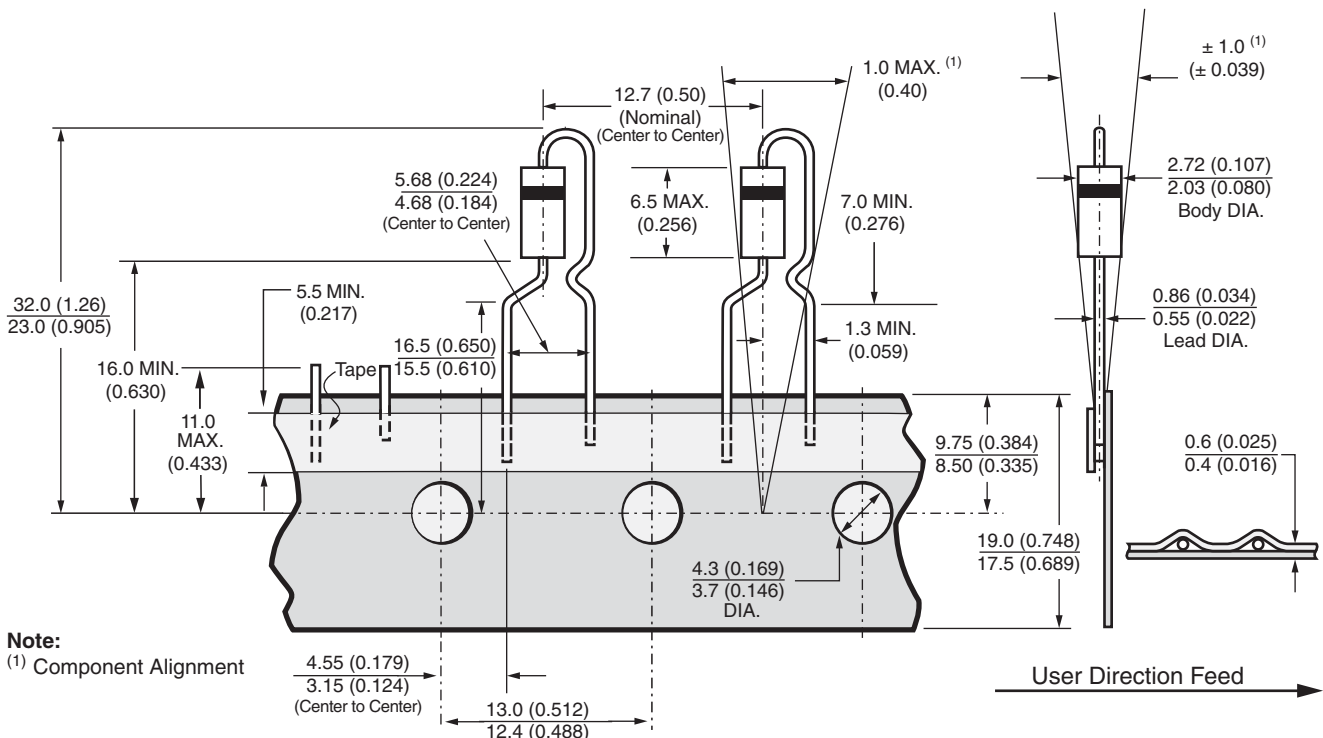
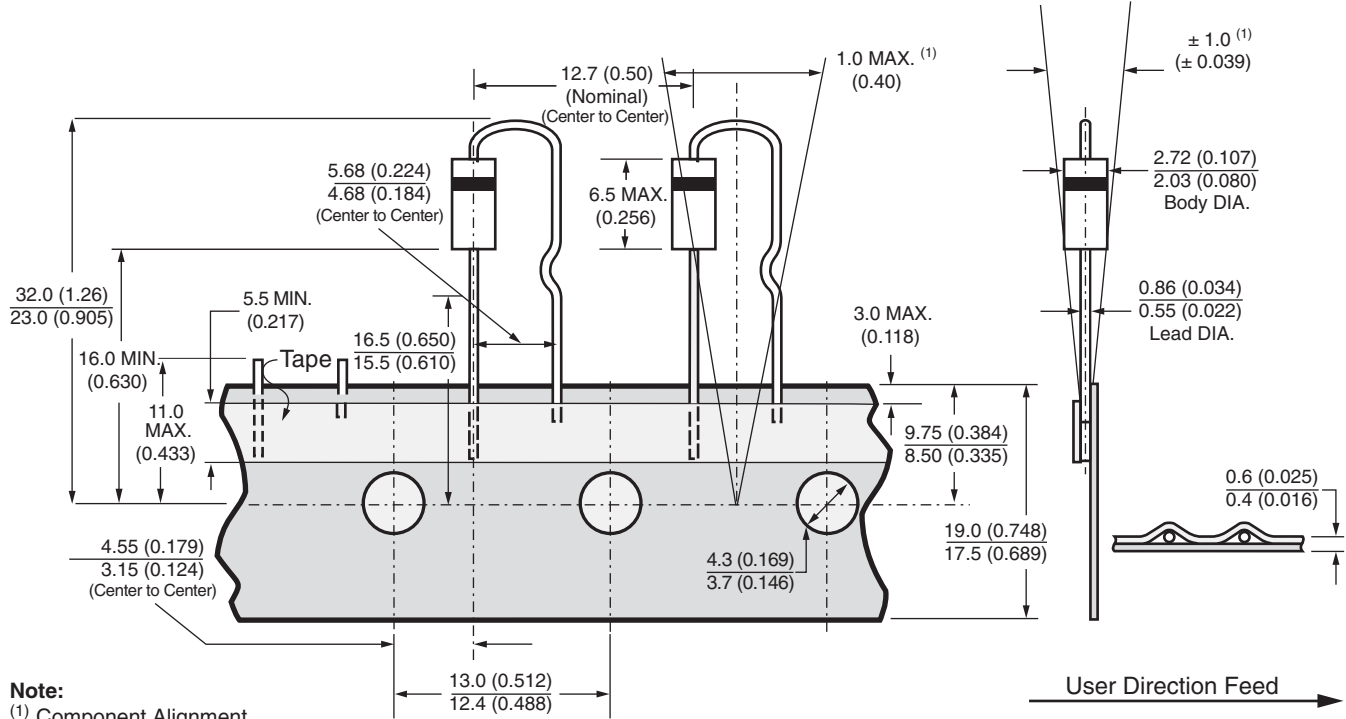


Fig. 4 - Panasert

DIMENSIONS in millimeters (inches)

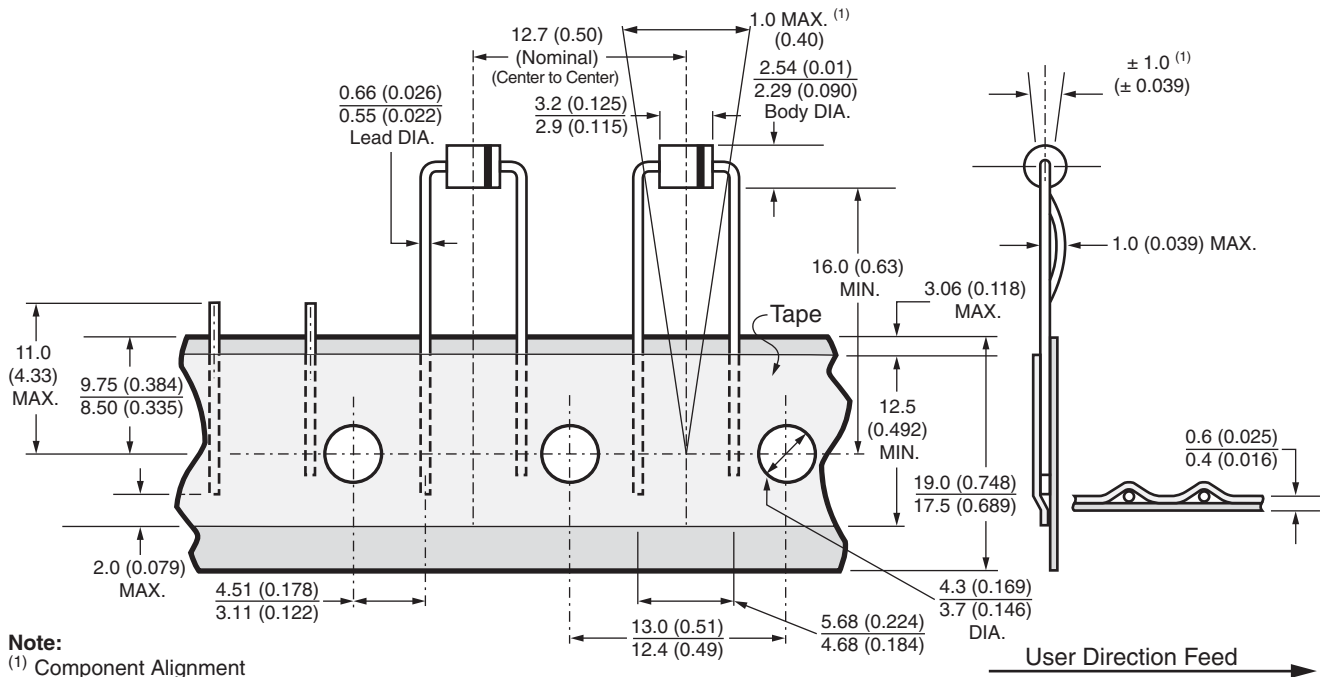


Note:
(1) Component Alignment

Available only for GP10 style products utilizing 0.65 mm (0.025") or 0.76 mm (0.030") diameter leads for Panaset and Avisert tape. Lead coating is available on GP10 products only.

Standard Polarity Cathode Oriented Away from Sprocket Holes (Optional Polarity Cathode Oriented Toward Sprocket Holes)

Fig. 5 - Avisert



Note:
(1) Component Alignment

Available only for MPG06 Product in Ammo Pack in Accordance with EIA Standard RS-468-A Utilizing 0.61 mm (0.024") Diameter Leads. Maximum Cumulative Pitch Tolerance: 1.0 mm (0.039")/20 Pitch.

Fig. 6 - Pseudo Radial

RADIAL TAPE PACKAGING

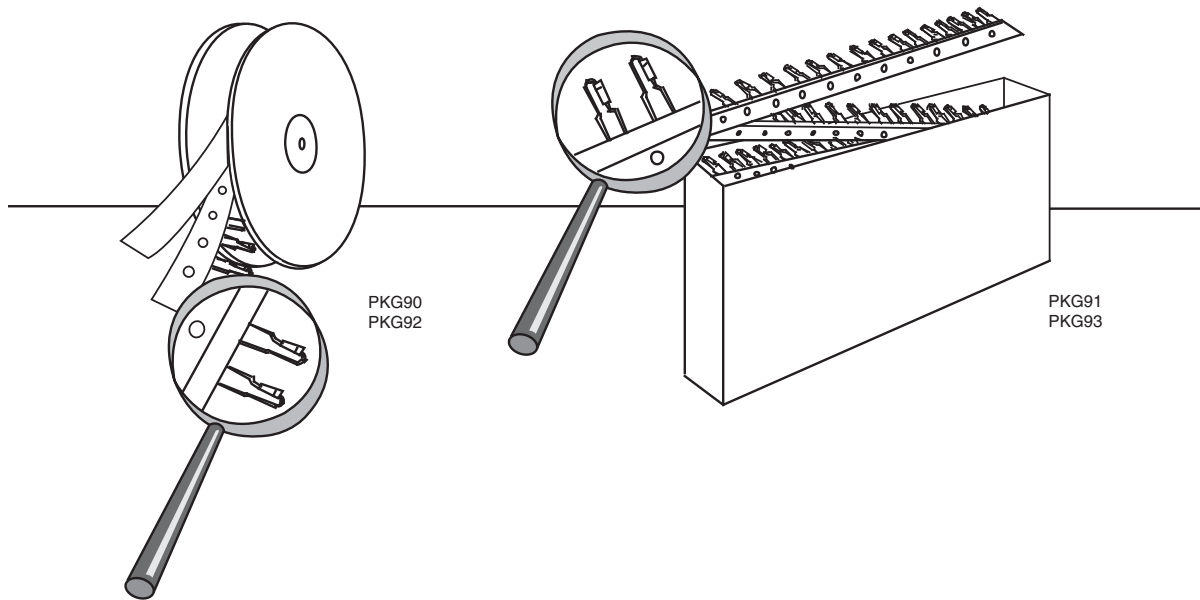


Fig. 7 and Fig. 8 - Reel and Ammo Box Packaging

PREFERRED PACKAGE CODE	
EUROFORM	PKG90, PKG91, PKG92, PKG93

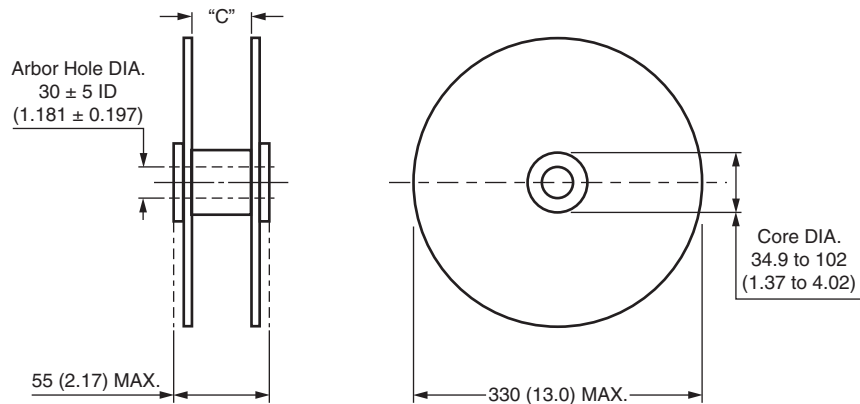


Fig. 9 - Reel Dimensions

Notes

- "C" dimension between the reel flanges shall be governed by the overall width of the taped components and shall be 1.5 mm (0.057") to 8.0 mm (0.315") greater than the overall width
- All leaded devices are packaged in accordance with EIA standard RS-468-A specification and are available on reel or in fan fold box (ammo pack)
- All dimensions are in millimeters and (inches). The above packaging is only available from Taiwan.

SURFACE MOUNT TAPE AND REEL PACKAGING

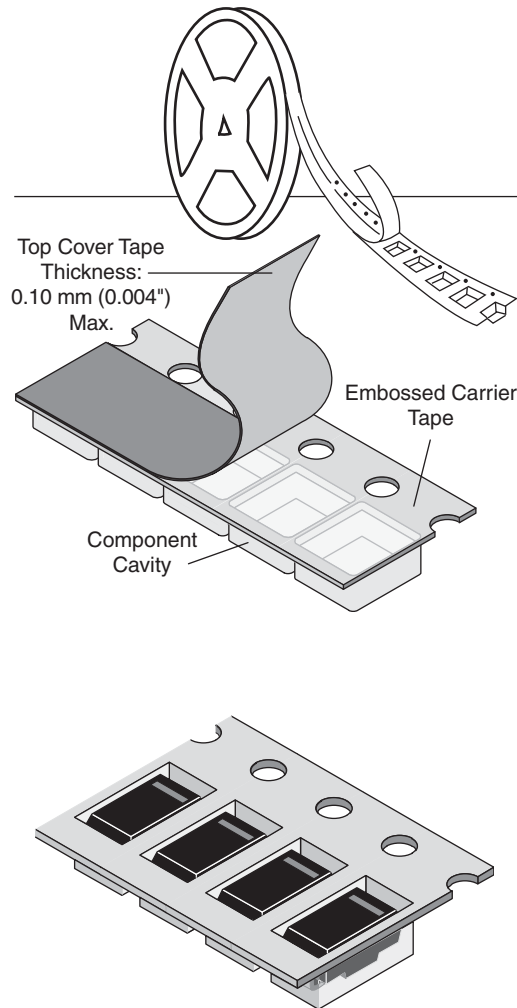


Fig. 10

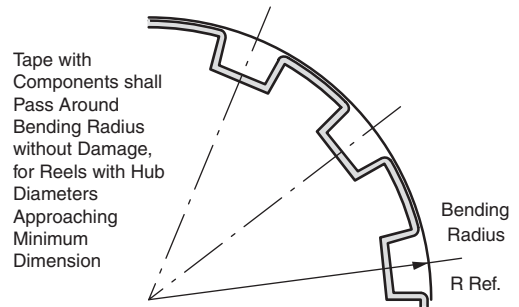


Fig. 11

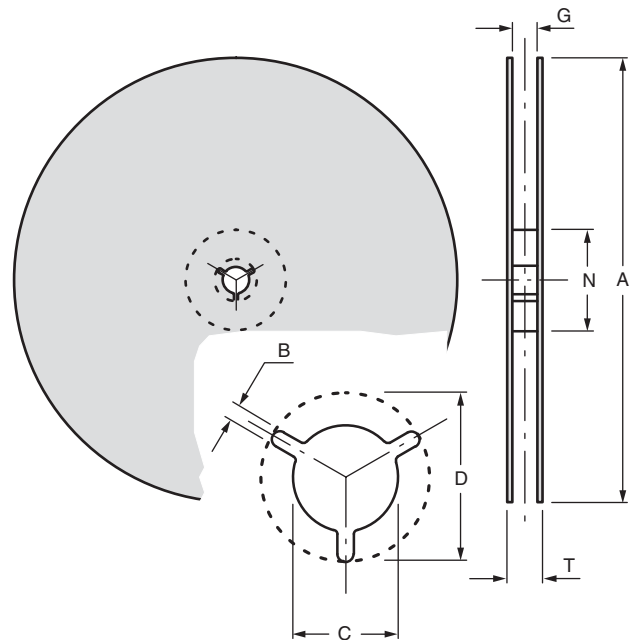


Fig. 12

DIMENSIONS in millimeters (inches)							
TAPE SIZE	A MAX.	B MIN.	C	D MIN.	N MIN.	G MAX.	T MAX.
8 mm (0.315)	330 ± 2.0 (13.0 ± 0.079) 178 ± 2.0 (7.0 ± 0.079)	1.5 (0.059)	13.0 ± 0.20 (0.51 ± 0.0008)	20.2 (0.795)	50 (1.97)	9.9 (0.389)	14.4 (0.567)
12 mm (0.472)	330 ± 2.0 (13.0 ± 0.079) 178 ± 2.0 (7.0 ± 0.079)	1.5 (0.059)	13.0 ± 0.20 (0.51 ± 0.0008)	20.2 (0.795)	50 (1.97)	14.4 (0.567)	18.4 (0.724)
16 mm (0.630)	330 ± 2.0 (13.0 ± 0.079) 178 ± 2.0 (7.0 ± 0.079)	1.5 (0.059)	13.0 ± 0.20 (0.51 ± 0.0008)	20.2 (0.795)	50 (1.97)	18.4 (0.724)	22.4 (0.802)
24 mm (0.945)	330 ± 2.0 (13.0 ± 0.079) 178 ± 2.0 (7.0 ± 0.079)	1.5 (0.059)	13.0 ± 0.20 (0.51 ± 0.0008)	20.2 (0.795)	50 (1.97)	26.4 (1.039)	30.4 (1.197)

SURFACE MOUNT TAPE AND REEL PACKAGING

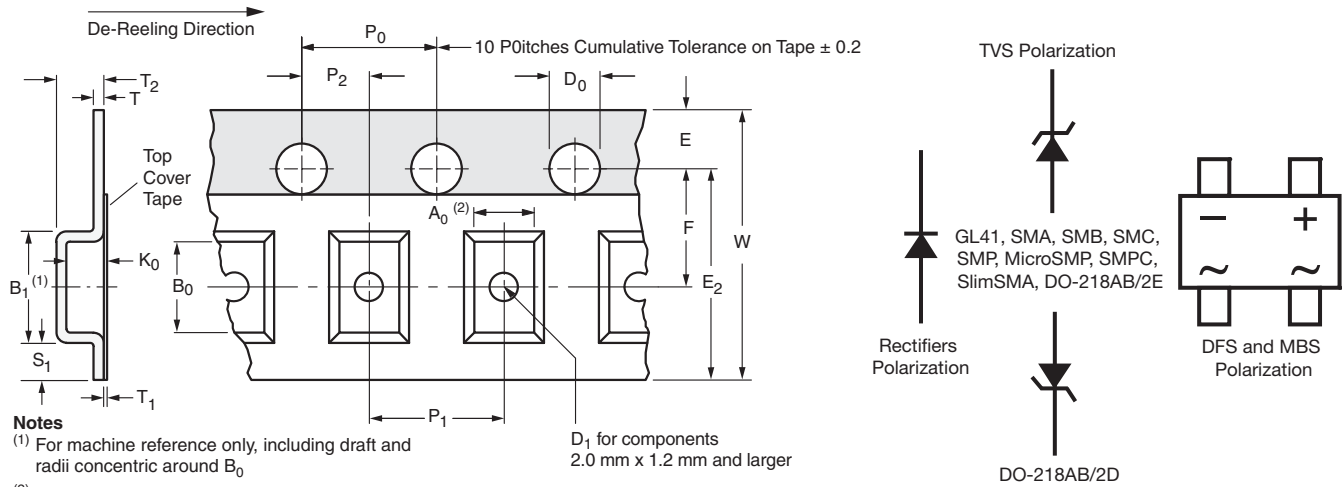


Fig. 13

8 mm, 12 mm, 16 mm, AND 24 mm EMBOSSED TAPE in millimeters (inches)								
TAPE SIZE	D_0	E_1	P_0	P_2	A_0, B_0, K_0	S_1 MIN.	T MAX.	T_1 MAX.
8 mm, 12 mm	1.5 ± 0.1 (0.059 \pm 0.004)	1.75 ± 0.1 (0.069 \pm 0.004)	4.0 ± 0.1 (0.157 \pm 0.004)	2.0 ± 0.05 (0.79 \pm 0.002)	(1)	0.6 (0.024)	0.600 (0.024)	0.1 (0.004)
16 mm, 24 mm				2.0 ± 0.1 (0.79 \pm 0.004)				

DIMENSIONS in millimeters (inches)									
CASE TYPE	TAPE SIZE	B_1 MAX.	D_1 MIN.	E_2 MAX.	F	P_1	R REF.	T_2 MAX.	W
DO-213AA (GL34)	8 (0.315)	4.2 (0.165)	1.0 (0.39)	6.25 (0.246)	3.5 ± 0.05 (0.138 \pm 0.002)	4.0 ± 0.10 (0.57 \pm 0.004)	25 (0.984)	2.4 (0.094)	8.0 ± 0.30 (0.315 \pm 0.012)
MicroSMP		3.28 (0.129)		6.05 (0.238)				1.919 (0.076)	
DO-213AB (GL41)	12 (0.472)	8.2 (0.323)	1.5 (0.059)	10.25 (0.404)	5.5 ± 0.05 (0.217 \pm 0.002)	4.0 ± 0.10 (0.57 \pm 0.004)	30 (1.181)	4.5 (0.177)	12.0 ± 0.30 (0.472 \pm 0.012)
DO-214BA (GF1)								3.25 (0.128)	
DO-214AC(SMA)								2.64 (0.104)	
DO-220AA (SMP)								1.84 (0.072)	
TO-277A (SMPC)								1.43 (0.056)	
DO-214AA (SMB)/ DO-215AA (SMBG)								2.77 (0.109)	
DO-214AB (SMC)/ DO-215AB (SMCG)	16 (0.630)	12.1 (0.476)	1.5 (0.059)	14.25 (0.561)	7.5 ± 0.05 (0.295 \pm 0.002)	8.0 ± 0.10 (0.315 \pm 0.004)	2.64 (0.104)	16.0 ± 0.2 (0.630 \pm 0.008)	
DFS					12.0 ± 0.10 (0.472 \pm 0.004)	3.91 (0.154)			
TO-263AB DO-218AB	24 (0.945)	20.1 (0.791)		22.25 (0.876)	11.5 ± 0.1 (0.453 \pm 0.004)	16.0 ± 0.10 (0.630 \pm 0.004)	5.31 (0.209)	2.35 (0.093)	24.0 ± 0.3 (0.945 \pm 0.008)
SMPD					12.0 ± 0.10 (0.472 \pm 0.004)	2.35 (0.093)			
DO-221AC (SlimSMA)	12 (0.472)	6.2 (0.244)		10.25 (0.404)	5.5 ± 0.05 (0.217 \pm 0.002)	4.0 ± 0.10 (0.157 \pm 0.001)	1.53 (0.060)	1.53 (0.060)	12.0 ± 0.3 (0.472 \pm 0.012)

Notes

- A_0 , B_0 , and K_0 are determined by the maximum dimensions of the component size. The clearance between the component and the cavity must be within 0.05 mm (0.002") min. to 0.5 mm (0.02") max. for 8 mm tape and 12 mm tape, 0.15 mm (0.006") min. to 0.90 mm (0.035") max. for 16 mm tape and 0.15 mm (0.006") min. to 1.0 mm (0.59") max. for 24 mm tape.
- All surface mount components are packed in accordance with EIA standard 481-C



Компания «ЭлектроПласт» предлагает заключение долгосрочных отношений при поставках импортных электронных компонентов на взаимовыгодных условиях!

Наши преимущества:

- Оперативные поставки широкого спектра электронных компонентов отечественного и импортного производства напрямую от производителей и с крупнейших мировых складов;
- Поставка более 17-ти миллионов наименований электронных компонентов;
- Поставка сложных, дефицитных, либо снятых с производства позиций;
- Оперативные сроки поставки под заказ (от 5 рабочих дней);
- Экспресс доставка в любую точку России;
- Техническая поддержка проекта, помощь в подборе аналогов, поставка прототипов;
- Система менеджмента качества сертифицирована по Международному стандарту ISO 9001;
- Лицензия ФСБ на осуществление работ с использованием сведений, составляющих государственную тайну;
- Поставка специализированных компонентов (Xilinx, Altera, Analog Devices, Intersil, Interpoint, Microsemi, Aeroflex, Peregrine, Syfer, Eurofarad, Texas Instrument, Miteq, Cobham, E2V, MA-COM, Hittite, Mini-Circuits, General Dynamics и др.);

Помимо этого, одним из направлений компании «ЭлектроПласт» является направление «Источники питания». Мы предлагаем Вам помощь Конструкторского отдела:

- Подбор оптимального решения, техническое обоснование при выборе компонента;
- Подбор аналогов;
- Консультации по применению компонента;
- Поставка образцов и прототипов;
- Техническая поддержка проекта;
- Защита от снятия компонента с производства.



Как с нами связаться

Телефон: 8 (812) 309 58 32 (многоканальный)

Факс: 8 (812) 320-02-42

Электронная почта: org@eplast1.ru

Адрес: 198099, г. Санкт-Петербург, ул. Калинина, дом 2, корпус 4, литера А.