
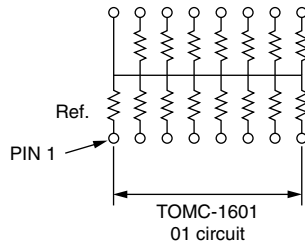


Molded, 50 mil Pitch, Dual-In-Line Thin Film Resistor, Surface Mount Network

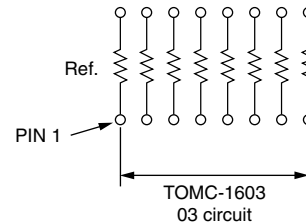


Vishay Dale Thin Film offers standard circuits in 16 pins in a medium body molded surface mount package. The networks are available over a resistance range of 100 Ω to 100 k Ω . The network features tight ratio tolerances and close TCR tracking. In addition to the standards shown, custom circuits are available upon request.

SCHEMATIC



The 01 circuit provides 15 nominally equal resistors, each connected between a common lead (16) and a discrete PC board pin.



The 03 circuit provides a choice of 8 nominally equal resistors with each resistor isolated from all others and wired directly across.

FEATURES

- 0.090" (2.29 mm) maximum seated height
- Rugged, molded case construction (0.22" wide)
- Highly stable thin film ratio stability ($\Delta R \pm 0.015\%$ at 70 °C for 2000 h)
- Low temperature coefficient, ± 25 ppm/°C (-55 °C to +125 °C)
- Wide resistance range 100 Ω to 100 k Ω
- Isolated/bussed circuits
- Material categorization: For definitions of compliance please see www.vishay.com/doc?99912



RoHS*
COMPLIANT
HALOGEN
FREE

Note

* Lead (Pb)-containing terminations are not RoHS-compliant. Exemptions may apply.

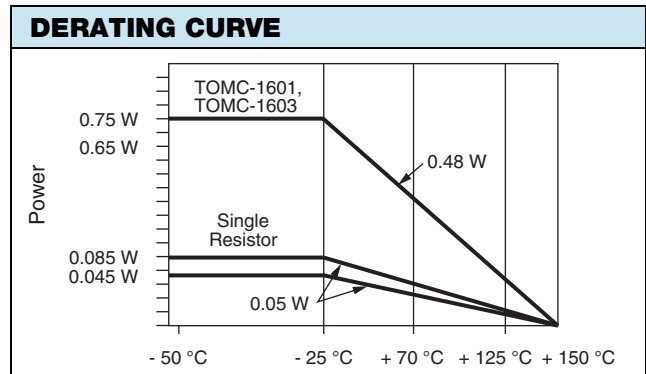
TYPICAL PERFORMANCE

	ABSOLUTE	TRACKING
TCR	25	5
	ABSOLUTE	RATIO
TOL.	0.1	0.025

STANDARD ELECTRICAL SPECIFICATIONS		
TEST	SPECIFICATIONS	CONDITIONS
Material	Passivated nichrome	-
Pin/Lead Number	16	-
Resistance Range	100 Ω to 100 k Ω per resistor	-
TCR: Absolute	± 25 ppm/°C	-55 °C to +125 °C
TCR: Tracking	± 5 ppm/°C	-55 °C to +125 °C
Tolerance: Absolute	$\pm 0.1\%$ to 1%	+25 °C
Tolerance: Ratio	$\pm 0.025\%$ to 0.5%	+25 °C
Power Rating: Resistor	50 mW = PIN 16 common 100 mW = isolated	Maximum at +70 °C
Power Rating: Package	750 mW	Maximum at +70 °C
Stability: Absolute	$\Delta R \pm 0.05\%$	2000 h at +70 °C
Stability: Ratio	$\Delta R \pm 0.015\%$	2000 h at +70 °C
Voltage Coefficient	0.1 ppm/V	-
Working Voltage	100 V max. not to exceed $\sqrt{P \times R}$	-
Operating Temperature Range	-55 °C to +125 °C	-
Storage Temperature Range	-55 °C to +150 °C	-
Noise	< -30 dB	-
Thermal EMF	0.08 μ V/°C	-
Shelf Life Stability: Absolute	$\Delta R \pm 0.01\%$	1 year at +25 °C
Shelf Life Stability: Ratio	$\Delta R \pm 0.002\%$	1 year at +25 °C

DIMENSIONS AND IMPRINTING in inches and millimeters			
	DIMENSION	INCHES	MILLIMETERS
	A	0.350	8.89
	B	0.400	10.16
	C	0.440	11.176
	D	0.050	1.27
	E	0.018	0.457
	F	0.160	4.06
	G	0.08	2.03
	H	0.036	0.914
	J	0.22	5.59
	K	0.244	6.20
	L	0.30	7.52
	M	0.045	1.14
	N	0.003	0.076
	P	0.005	1.27
Q	0.008	0.203	
R	0.085	2.16	
S	0.003	0.076	

MECHANICAL SPECIFICATIONS	
Resistive Element	Passivated nichrome
Substrate Material	Silicon
Body	Molded epoxy
Terminals	Copper alloy
Lead (Pb)-free Option	100 % matte tin
Tin Lead Option	Sn85
Tin Lead and Lead (Pb)-free Finish	Plated



GLOBAL PART NUMBER INFORMATION															
New Global Part Numbering: TOMC16031002BUF															
T	O	M	C	1	6	0	3	1	0	0	2	B	U	F	
T	O	M	C	T	1	6	0	1	1	0	0	3	Z	T	1
GLOBAL MODEL (4 or 5 digits)	PINS	SCHEMATIC	RESISTANCE	TOLERANCE AND RATIO TOLERANCE	PACKAGING										
TOMC (Tin lead)	16	01 = 15 bussed equal resistors 03 = 7 or 8 isolated equal resistors	First 3 digits are significant figures and the last digit specifies the number of zeros to follow. Example: 1002 = 10K 1003 = 100K	Abs. Tol. Ratio A = 0.1 % ⁽¹⁾ 0.05 % B = 0.1 % 0.1 % C = 0.25 % 0.1 % D = 0.5 % 0.1 % F = 1 % 0.5 % Z = 0.1 % ⁽²⁾ 0.025 %	TAPE AND REEL T0 = 100 min., 100 mult T1 = 1000 min., 1000 mult ⁽³⁾ T3 = 300 min., 300 mult T5 = 500 min., 500 mult TF = Full reel 2000 TS = 100 min., 1 mult UF = TUBED										
TOMCT (Lead (Pb)-free) (e3)															
Historical Part Number example: TOMC16011002Z (for reference purposes only)															
TOMC	16	01	1002	Z											
SERIES	NUMBER OF LEADS	SCHEMATIC	RESISTANCE	TOLERANCE AND RATIO TOLERANCE											

Notes
 (1) Tolerance available 250 and up
 (2) Tolerance available 1K and up
 (3) Preferred packaging code



Disclaimer

ALL PRODUCT, PRODUCT SPECIFICATIONS AND DATA ARE SUBJECT TO CHANGE WITHOUT NOTICE TO IMPROVE RELIABILITY, FUNCTION OR DESIGN OR OTHERWISE.

Vishay Intertechnology, Inc., its affiliates, agents, and employees, and all persons acting on its or their behalf (collectively, "Vishay"), disclaim any and all liability for any errors, inaccuracies or incompleteness contained in any datasheet or in any other disclosure relating to any product.

Vishay makes no warranty, representation or guarantee regarding the suitability of the products for any particular purpose or the continuing production of any product. To the maximum extent permitted by applicable law, Vishay disclaims (i) any and all liability arising out of the application or use of any product, (ii) any and all liability, including without limitation special, consequential or incidental damages, and (iii) any and all implied warranties, including warranties of fitness for particular purpose, non-infringement and merchantability.

Statements regarding the suitability of products for certain types of applications are based on Vishay's knowledge of typical requirements that are often placed on Vishay products in generic applications. Such statements are not binding statements about the suitability of products for a particular application. It is the customer's responsibility to validate that a particular product with the properties described in the product specification is suitable for use in a particular application. Parameters provided in datasheets and / or specifications may vary in different applications and performance may vary over time. All operating parameters, including typical parameters, must be validated for each customer application by the customer's technical experts. Product specifications do not expand or otherwise modify Vishay's terms and conditions of purchase, including but not limited to the warranty expressed therein.

Except as expressly indicated in writing, Vishay products are not designed for use in medical, life-saving, or life-sustaining applications or for any other application in which the failure of the Vishay product could result in personal injury or death. Customers using or selling Vishay products not expressly indicated for use in such applications do so at their own risk. Please contact authorized Vishay personnel to obtain written terms and conditions regarding products designed for such applications.

No license, express or implied, by estoppel or otherwise, to any intellectual property rights is granted by this document or by any conduct of Vishay. Product names and markings noted herein may be trademarks of their respective owners.



Компания «ЭлектроПласт» предлагает заключение долгосрочных отношений при поставках импортных электронных компонентов на взаимовыгодных условиях!

Наши преимущества:

- Оперативные поставки широкого спектра электронных компонентов отечественного и импортного производства напрямую от производителей и с крупнейших мировых складов;
- Поставка более 17-ти миллионов наименований электронных компонентов;
- Поставка сложных, дефицитных, либо снятых с производства позиций;
- Оперативные сроки поставки под заказ (от 5 рабочих дней);
- Экспресс доставка в любую точку России;
- Техническая поддержка проекта, помощь в подборе аналогов, поставка прототипов;
- Система менеджмента качества сертифицирована по Международному стандарту ISO 9001;
- Лицензия ФСБ на осуществление работ с использованием сведений, составляющих государственную тайну;
- Поставка специализированных компонентов (Xilinx, Altera, Analog Devices, Intersil, Interpoint, Microsemi, Aeroflex, Peregrine, Syfer, Eurofarad, Texas Instrument, Miteq, Cobham, E2V, MA-COM, Hittite, Mini-Circuits, General Dynamics и др.);

Помимо этого, одним из направлений компании «ЭлектроПласт» является направление «Источники питания». Мы предлагаем Вам помощь Конструкторского отдела:

- Подбор оптимального решения, техническое обоснование при выборе компонента;
- Подбор аналогов;
- Консультации по применению компонента;
- Поставка образцов и прототипов;
- Техническая поддержка проекта;
- Защита от снятия компонента с производства.



Как с нами связаться

Телефон: 8 (812) 309 58 32 (многоканальный)

Факс: 8 (812) 320-02-42

Электронная почта: org@eplast1.ru

Адрес: 198099, г. Санкт-Петербург, ул. Калинина, дом 2, корпус 4, литера А.