



British Style BS 88

690V 6-700A

| Type | Rated Current RMS-Amps | Electrical Characteristics | | | | Ordering Information | | | Dimensions | Curves |
|-------|------------------------|-------------------------------------|------------------|------------------|------------|----------------------|-------------|--------------------|---------------|----------|
| | | I ² t (A ² S) | | | | Part Number | Carton Qty. | Carton Weight (kg) | Figure Number | BIF # |
| | | Pre-arc | Clearing at 415V | Clearing at 660V | Watts Loss | | | | | |
| CT | 6 | 1.8 | 8.5 | 12 | 2 | 6CT | 20 | 0.160 | Fig. 1 | |
| | 10 | 7 | 30 | 48 | 3 | 10CT | | | | |
| | 12 | 10 | 40 | 65 | 3 | 12CT | | | | |
| | 16 | 16 | 66 | 110 | 7 | 16CT | | | | |
| | 20 | 32 | 150 | 220 | 7 | 20CT | | | | |
| ET | 25 | 25 | 150 | 250 | 7 | 25ET | 10 | 0.420 | Fig. 2 | 35785312 |
| | 32 | 32 | 190 | 350 | 11 | 32ET | | | | |
| | 35 | 52 | 310 | 500 | 11 | 35ET | | | | |
| | 40 | 103 | 600 | 900 | 9 | 40ET | | | | |
| | 45 | 103 | 680 | 1100 | 11 | 45ET | | | | |
| | 56 | 135 | 950 | 1500 | 14 | 56ET | | | | |
| | 63 | 171 | 1200 | 2000 | 16 | 63ET | | | | |
| | 80 | 360 | 2500 | 4000 | 18 | 80ET | | | | |
| FE | 35 | 33 | 130 | 200 | 9 | 35FE | 10 | 0.420 | Fig. 2 | 35785314 |
| | 40 | 52 | 180 | 300 | 9 | 40FE | | | | |
| | 45 | 76 | 270 | 450 | 11 | 45FE | | | | |
| | 50 | 103 | 380 | 600 | 11 | 50FE | | | | |
| | 63 | 135 | 480 | 750 | 12 | 63FE | | | | |
| | 71 | 210 | 600 | 950 | 17 | 71FE | | | | |
| | 80 | 250 | 900 | 1500 | 20 | 80FE | | | | |
| | 90 | 360 | 1300 | 2100 | 20 | 90FE | | | | |
| | 100 | 470 | 1800 | 2800 | 23 | 100FE | | | | |
| | EET | 90 | 490 | 3000 | 4500 | 19 | | | | |
| 110 | | 600 | 4000 | 6500 | 27 | 110EET | | | | |
| 140 | | 1050 | 7000 | 12000 | 35 | 140EET | | | | |
| 160 | | 1500 | 10000 | 17000 | 39 | 160EET | | | | |
| FEE | 100 | 400 | 1600 | 2400 | 24 | 100FEE | 5 | 0.450 | Fig. 3 | 35785292 |
| | 120 | 540 | 1900 | 3100 | 32 | 120FEE | | | | |
| | 140 | 850 | 2500 | 3800 | 36 | 140FEE | | | | |
| | 160 | 1000 | 3700 | 5700 | 46 | 160FEE | | | | |
| | 180 | 1400 | 5300 | 8400 | 46 | 180FEE | | | | |
| | 200 | 1900 | 7100 | 11400 | 52 | 200FEE | | | | |
| FM | 180 | 1400 | 7500 | 13500 | 40 | 180FM | 1 | 0.240 | Fig. 4 | 35785314 |
| | 200 | 2600 | 10500 | 18500 | 40 | 200FM | | | | |
| | 225 | 3700 | 14500 | 26500 | 44 | 225FM | | | | |
| | 250 | 5200 | 20500 | 37500 | 48 | 250FM | | | | |
| | 280 | 7000 | 30500 | 55000 | 48 | 280FM | | | | |
| | 315 | 10000 | 40000 | 77000 | 55 | 315FM | | | | |
| | 350 | 15000 | 60000 | 105000 | 55 | 350FM | | | | |
| FMM | 400 | 10000 | 40000 | 72500 | 85 | 400FMM | 1 | 0.450 | Fig. 5 | 35785292 |
| | 450 | 15000 | 60000 | 105000 | 90 | 450FMM | | | | |
| | 500 | 20000 | 82000 | 150000 | 100 | 500FMM | | | | |
| | 550 | 30000 | 120000 | 215000 | 100 | 550FMM | | | | |
| | 630 | 45000 | 180000 | 310000 | 100 | 630FMM | | | | |
| | 700 | 60000 | 245000 | 420000 | 120 | 700FMM | | | | |
| MT†† | 160 | 2400 | 15000 | 25000 | 26 | 160MT | 1 | 0.260 | Fig. 4 | 35785313 |
| | 180 | 3800 | 25000 | 38000 | 26 | 180MT | | | | |
| | 200 | 6000 | 40000 | 58000 | 27 | 200MT | | | | |
| | 250 | 11500 | 80000 | 110000 | 32 | 250MT | | | | |
| | 280 | 16500 | 100000 | 150000 | 35 | 280MT | | | | |
| | 315 | 19000 | 125000 | 180000 | 42 | 315MT | | | | |
| | 355 | 22000 | 160000 | 200000 | 51 | 355MT | | | | |
| MMT†† | 180 | 1650 | 12000 | 18000 | 42 | 180MMT | 1 | .0470 | Fig. 5 | 35785311 |
| | 200 | 2200 | 16000 | 23000 | 42 | 200MMT | | | | |
| | 225 | 3700 | 26000 | 40000 | 42 | 225MMT | | | | |
| | 280 | 6600 | 47000 | 70000 | 47 | 280MMT | | | | |
| | 315 | 8600 | 62000 | 91000 | 51 | 315MMT | | | | |
| | 355 | 13500 | 97000 | 140000 | 54 | 355MMT | | | | |
| | 400 | 21000 | 150000 | 220000 | 60 | 400MMT | | | | |
| | 450 | 30000 | 220000 | 320000 | 57 | 450MMT | | | | |
| | 500 | 42000 | 300000 | 450000 | 64 | 500MMT | | | | |
| | 560 | 60000 | 430000 | 640000 | 64 | 560MMT | | | | |
| | 630 | 68500 | 500000 | 720000 | 86 | 630MMT | | | | |
| 710 | 78000 | 600000 | 850000 | 105 | 710MMT | | | | | |

† U.L. Recognition on CT, ET, FE, EET, FEE, FM, & FMM. 1 kg = 2.2 lbs 1 lb = 0.45 kg

†† 350 Vdc (IEC) rating. Consult Bussmann for U.L. Recognition status.

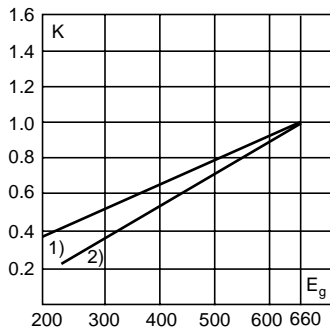
- Interrupting rating 200kA RMS Symmetrical.
- (500 Vdc/Interrupting rating 50ka) U.L. Recognition for CT, ET, FE, EET, FEE, FM & FMM.
- Watts loss provided at rated current.
- Note: FC, 8ET, 12ET, 15ET, 20ET, 65EET and 75EET are available for replacement purposes on existing equipment.



Electrical Characteristics

Total Clearing I²t

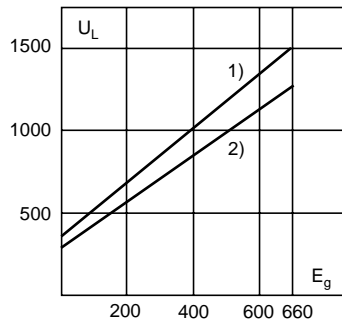
The total clearing I²t at rated voltage and at power factor of 15% are given in the electrical characteristics. For other voltages, the clearing I²t is found by multiplying by correction factor, K, given as a function of applied working voltage, E_g, (RMS).



1) CT, ET, EET, FE, FEE, MT, MMT
2) FM, FMM

Arc Voltage

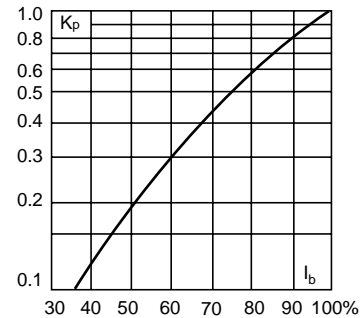
This curve gives the peak arc voltage, U_L, which may appear across the fuse during its operation as a function of the applied working voltage, E_g, (RMS) at a power factor of 15%.



1) CT
2) ET, FE, EET, FEE, FM, FMM

Power Losses

Watts loss at rated current is given in the electrical characteristics. The curve allows the calculation of the power losses at load currents lower than the rated current. The correction factor, K_p, is given as a function of the RMS load current, I_b, in % of the rated current.



Dimensions

Fig. 1: CT



Fig. 2: ET, FE

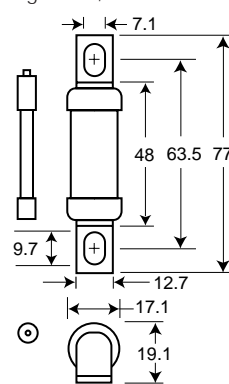


Fig. 3: EET, FEE

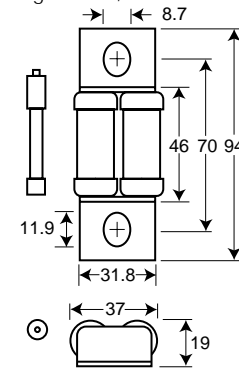


Fig. 4: FM, MT

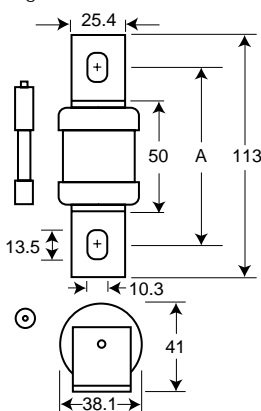
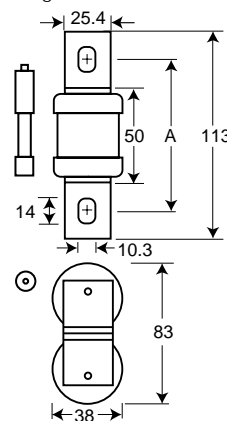


Fig. 5: FMM, MMT



| Type | "A" Dimension |
|------|---------------|
| FM | 80-85 |
| FMM | 80-85 |
| MT | 85 |
| MMT | 85 |

Dimensions in mm.
1mm = 0.0394" 1" = 25.4mm

The only controlled copy of this BIF document is the electronic read-only version located on the Bussmann Network Drive. All other copies of this document are by definition uncontrolled. This bulletin is intended to clearly present comprehensive product data and provide technical information that will help the end user with design applications. Bussmann reserves the right, without notice, to change design or construction of any products and to discontinue or limit distribution of any products. Bussmann also reserves the right to change or update, without notice, any technical information contained in this bulletin. Once a product has been selected, it should be tested by the user in all possible applications.



Компания «ЭлектроПласт» предлагает заключение долгосрочных отношений при поставках импортных электронных компонентов на взаимовыгодных условиях!

Наши преимущества:

- Оперативные поставки широкого спектра электронных компонентов отечественного и импортного производства напрямую от производителей и с крупнейших мировых складов;
- Поставка более 17-ти миллионов наименований электронных компонентов;
- Поставка сложных, дефицитных, либо снятых с производства позиций;
- Оперативные сроки поставки под заказ (от 5 рабочих дней);
- Экспресс доставка в любую точку России;
- Техническая поддержка проекта, помощь в подборе аналогов, поставка прототипов;
- Система менеджмента качества сертифицирована по Международному стандарту ISO 9001;
- Лицензия ФСБ на осуществление работ с использованием сведений, составляющих государственную тайну;
- Поставка специализированных компонентов (Xilinx, Altera, Analog Devices, Intersil, Interpoint, Microsemi, Aeroflex, Peregrine, Syfer, Eurofarad, Texas Instrument, Miteq, Cobham, E2V, MA-COM, Hittite, Mini-Circuits, General Dynamics и др.);

Помимо этого, одним из направлений компании «ЭлектроПласт» является направление «Источники питания». Мы предлагаем Вам помощь Конструкторского отдела:

- Подбор оптимального решения, техническое обоснование при выборе компонента;
- Подбор аналогов;
- Консультации по применению компонента;
- Поставка образцов и прототипов;
- Техническая поддержка проекта;
- Защита от снятия компонента с производства.



Как с нами связаться

Телефон: 8 (812) 309 58 32 (многоканальный)

Факс: 8 (812) 320-02-42

Электронная почта: org@eplast1.ru

Адрес: 198099, г. Санкт-Петербург, ул. Калинина, дом 2, корпус 4, литера А.