

High-Performance EMC/RFI Filter for Conventional and Regenerative Drives



- High performance filter for extremely noisy applications
- Ideal for the latest regenerative drives (with additional line-impedance)
- Significantly improves the reliability and immunity of installations
- Enables compliance with Class B limits even with very long cables

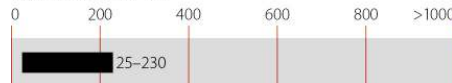


Performance indicators

Attenuation performance



Rated current [A]



Technical specifications

Design corresponding to	UL 1283, CSA 22.2 No. 8 1986, IEC/EN 60939
Flammability corresponding to	UL 94 V-2 or better
High potential test voltage	P → E 2750 VDC for 2 sec P → P 2250 VDC for 2 sec
Maximum continuous operating voltage	3x 520/300 VAC (480 VAC +10% possible)
MTBF @ 50°C/400V (Mil-HB-217F)	>300,000 hours
Operating frequency	dc to 60 Hz
Overload capability	4x rated current at switch on, 1.5x rated current for 1 minute, once per hour
Protection category	IP20
Rated currents	25 to 230 A @ 50 °C
Temperature range (operation and storage)	-25 °C to +100 °C (25/100/21)

Approvals



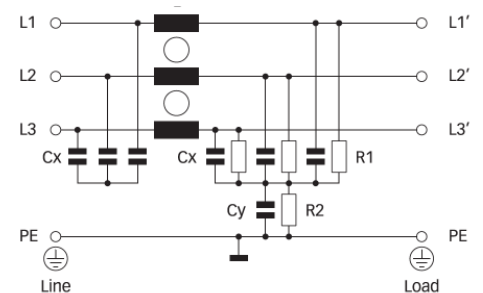
Features and benefits

- High-performance filter for mainly industrial motor drive applications with extremely high noise levels, providing sufficient interference suppression to achieve Class B even with very long motor cables (e.g. machine tools with up to 12 axes with ~10 to 20 m cables each)
- Broadband attenuation performance and exceptional saturating resistance ensure reliable interference suppression also in applications with regenerative drives (with an additional line impedance)
- FN 3120 operated on the mains input of machines or equipment contributes significantly to the reliability and immunity by offering protection against conducted interference phenomena coming from the environment
- Solid, touch-safe terminal blocks offer sufficient contacting cross section according to the EN 60204-1 installation standard, which is very common for industrial equipment like machine tools
- Compact dimensions and light weight design with good accessibility for automatic and hand tools guarantee a simple time and space-saving installation


Typical applications

Mainly industrial equipment, machinery and machine tools such as printing machines, packaging machines, extruders, wood working machines, milling and drilling machines, laser cutting machines, welding machines, robotics, conveyors, assembly lines, pumps, oil production, chemical and mining industry, etc. The filters are ideal for most motor drive applications and particularly for regenerative drives.

Typical electrical schematic



Filter selection table

Filter	Rated current @ 50 °C (40 °C)	Typical drive power rating*	Leakage current** @ 480 VAC/50 Hz	Power loss @ 25 °C/50 Hz	Input/Output connections	Weight
	[A]	[kW]	[mA]	[W]		[kg]
FN 3120H-25-33	25 (27)	15	97.9	17.1	-33	2.4
FN 3120H-50-53	50 (54)	30	97.9	17.5	-53	2.7
FN 3120H-80-35	80 (87)	45	97.9	25.9	-35	5.0
FN 3120H-110-35	110 (120)	55	97.9	25.4	-35	6.1
FN 3120H-150-40	150 (164)	75	97.9	40.5	-40	6.3
FN 3120H-230-40	230 (230)	132	97.9	33.5	-40	13.3

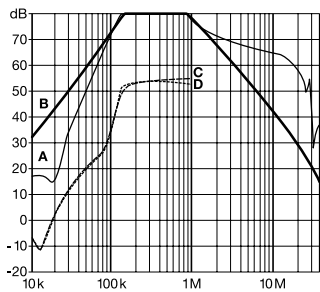
* Calculated at rated current, 480 VAC and cos phi = 0.8. The exact value depends upon the efficiency of the drive, the motor and the entire application.

** Maximum leakage under normal operating conditions. Note: if two phases are interrupted, worst case leakage could reach 5.4 times higher levels.

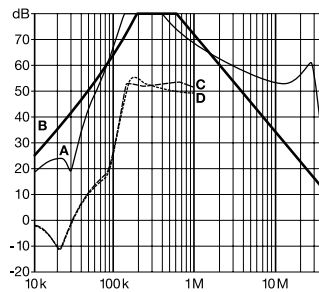
Typical filter attenuation

Per CISPR 17; A = 50 Ω/50 Ω sym; B = 50 Ω/50 Ω asym; C = 0.1 Ω/100 Ω sym; D = 100 Ω/0.1 Ω sym

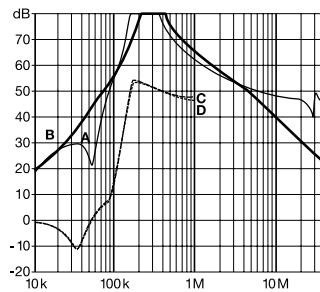
25 A types



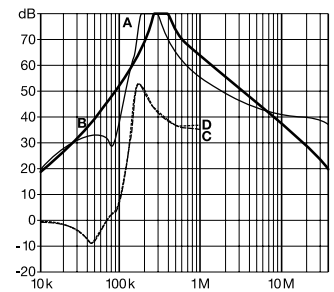
50 to 110 A types



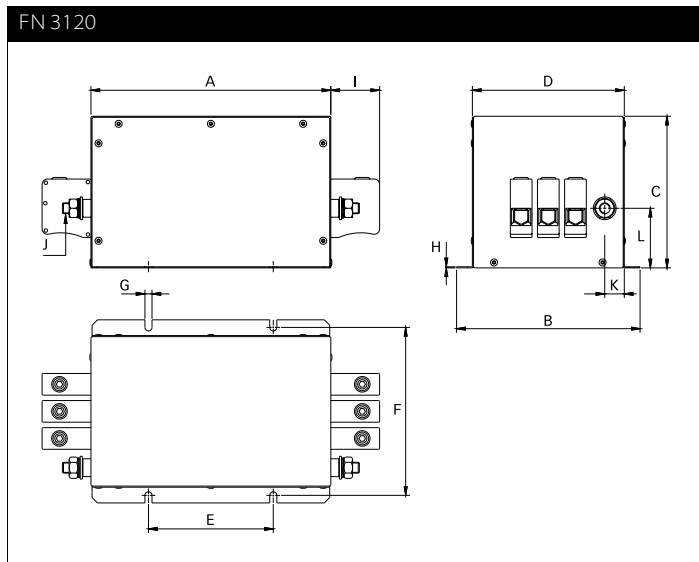
150 A types



230 A types



Mechanical data







Dimensions

	25 A	50 A	80 A	110 A	150 A	230 A
A	214	214	221	221	221	300
B	159	159	169	169	169	168
C	64	64	140	140	140	140
D	129	129	140	140	140	140
E	115	115	115	115	115	165 (82.5/82.5)*
F	145	145	155	155	155	155
G	6.5	6.5	6.5	6.5	6.5	6.5
H	1	1	1	1	1	1
I	25	29.45	45	45	51	51
J	M5	M6	M10	M10	M10	M10
K	21.5	24.5	18	18	13	13
L	26	35	55	55	62	62

* 230 A filters provide 2 additional mounting slots, to do justice to the additional product weight. They are located right in the center of those mounting slots shown in the drawing above (82.5/82.5 → 165 mm).

All dimensions in mm; 1 inch = 25.4 mm
Tolerances according: ISO 2768-m / EN 22768-m

Filter input/output connector cross sections

	-33	-35	-40	-53
				
Solid wire	16 mm ²	50 mm ²	95 mm ²	25 mm ²
Flex wire	10 mm ²	50 mm ²	95 mm ²	16 mm ²
AWG type wire	AWG 6	AWG 1/0	AWG 4/0	AWG 4
Recommended torque	1.5-1.8Nm	7-8Nm	17-20Nm	2.0-2.3Nm

Please visit www.schaffner.com to find more details on filter connectors.



Компания «ЭлектроПласт» предлагает заключение долгосрочных отношений при поставках импортных электронных компонентов на взаимовыгодных условиях!

Наши преимущества:

- Оперативные поставки широкого спектра электронных компонентов отечественного и импортного производства напрямую от производителей и с крупнейших мировых складов;
- Поставка более 17-ти миллионов наименований электронных компонентов;
- Поставка сложных, дефицитных, либо снятых с производства позиций;
- Оперативные сроки поставки под заказ (от 5 рабочих дней);
- Экспресс доставка в любую точку России;
- Техническая поддержка проекта, помощь в подборе аналогов, поставка прототипов;
- Система менеджмента качества сертифицирована по Международному стандарту ISO 9001;
- Лицензия ФСБ на осуществление работ с использованием сведений, составляющих государственную тайну;
- Поставка специализированных компонентов (Xilinx, Altera, Analog Devices, Intersil, Interpoint, Microsemi, Aeroflex, Peregrine, Syfer, Eurofarad, Texas Instrument, Miteq, Cobham, E2V, MA-COM, Hittite, Mini-Circuits, General Dynamics и др.);

Помимо этого, одним из направлений компании «ЭлектроПласт» является направление «Источники питания». Мы предлагаем Вам помощь Конструкторского отдела:

- Подбор оптимального решения, техническое обоснование при выборе компонента;
- Подбор аналогов;
- Консультации по применению компонента;
- Поставка образцов и прототипов;
- Техническая поддержка проекта;
- Защита от снятия компонента с производства.



Как с нами связаться

Телефон: 8 (812) 309 58 32 (многоканальный)

Факс: 8 (812) 320-02-42

Электронная почта: org@eplast1.ru

Адрес: 198099, г. Санкт-Петербург, ул. Калинина, дом 2, корпус 4, литера А.