THIS DRAWING IS UNPUBLISHED. RELEASED FOR PUBLICATION - ,- .
© COPYRIGHT - By - ALL RIGHTS RESERVED.

LOC	DIST
AD	39

REVISIONS

P	LTR	DESCRIPTION	DATE	DWN	APVD
	A1	REVISED PER ECO-11-004820	11MAR11	RK	HMR

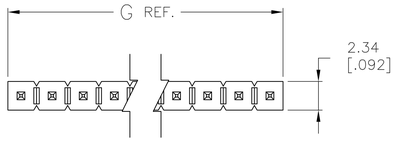

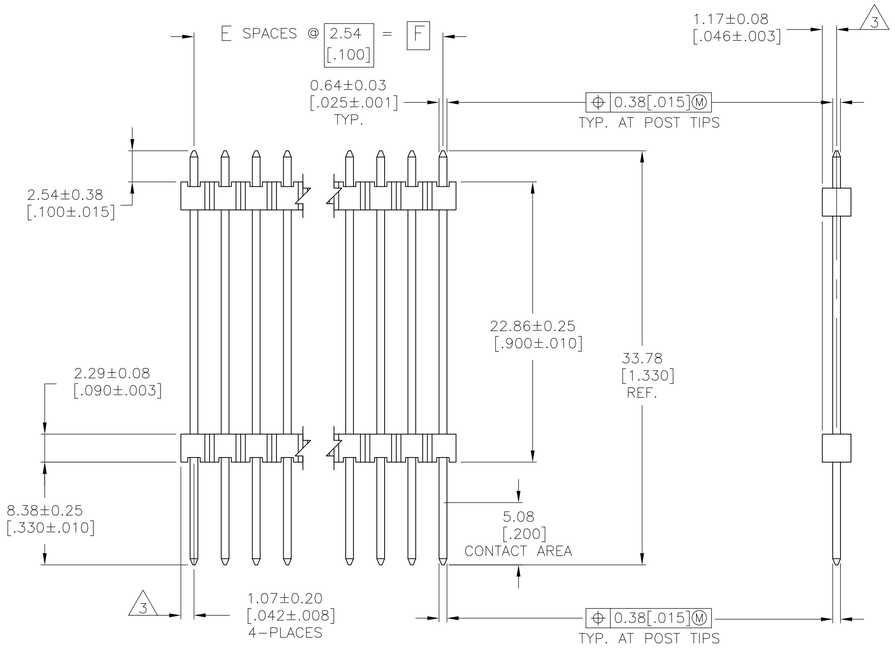

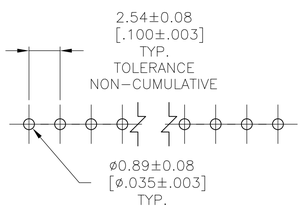

RECOMMENDED HOLE LAYOUT

1. ASSEMBLY MAY BE BROKEN TO THE DESIRED NUMBER OF POSITIONS
2. TRUE POSITION TOLERANCE OF THE POST TIPS APPLIES WHEN THE HEADER IS HELD FLAT AGAINST THE PRINTED CIRCUIT BOARD

3. THE NOTED DIMENSIONS APPLY AT THE INTERSECTION OF THE POST AND HOUSING

4. HOUSING: FLAME RETARDANT THERMOPLASTIC; COLOR: BLACK.

5. FINISH: 0.000381[.000015] GOLD ON CONTACT AREA, 0.00254-0.00508 [.000100-.000200] MATTE TIN-LEAD ON SOLDER TAIL, ALL OVER 0.00127 [.000050] NICKEL.

6. FINISH: 0.000381[.000015] GOLD ON CONTACT AREA, 0.00254-0.00508 [.000100-.000200] MATTE TIN ON SOLDER TAIL, ALL OVER 0.00127 [.000050] NICKEL.

PLATING	G	F	E	NO. OF POSITIONS	PART NUMBER
6	101.19 [3.984]	99.06 [3.900]	39	40	9-146478-0
6	98.65 [3.884]	96.52 [3.800]	38	39	8-146478-9
6	96.11 [3.784]	93.98 [3.700]	37	38	8-146478-8
6	93.57 [3.684]	91.44 [3.600]	36	37	8-146478-7
6	91.03 [3.584]	88.90 [3.500]	35	36	8-146478-6
6	88.49 [3.484]	86.36 [3.400]	34	35	8-146478-5
6	85.95 [3.384]	83.82 [3.300]	33	34	8-146478-4
6	83.41 [3.284]	81.28 [3.200]	32	33	8-146478-3
6	80.87 [3.184]	78.74 [3.100]	31	32	8-146478-2
6	78.33 [3.084]	76.20 [3.000]	30	31	8-146478-1
6	75.79 [2.984]	73.66 [2.900]	29	30	8-146478-0
6	73.25 [2.884]	71.12 [2.800]	28	29	7-146478-9
6	70.71 [2.784]	68.58 [2.700]	27	28	7-146478-8
6	68.17 [2.684]	66.04 [2.600]	26	27	7-146478-7
6	65.63 [2.584]	63.50 [2.500]	25	26	7-146478-6
6	63.09 [2.484]	60.96 [2.400]	24	25	7-146478-5
6	60.55 [2.384]	58.42 [2.300]	23	24	7-146478-4
6	58.01 [2.284]	55.88 [2.200]	22	23	7-146478-3
6	55.47 [2.184]	53.34 [2.100]	21	22	7-146478-2
6	52.93 [2.084]	50.80 [2.000]	20	21	7-146478-1
6	50.39 [1.984]	48.26 [1.900]	19	20	7-146478-0
6	47.85 [1.884]	45.72 [1.800]	18	19	6-146478-9
6	45.31 [1.784]	43.18 [1.700]	17	18	6-146478-8
6	42.77 [1.684]	40.64 [1.600]	16	17	6-146478-7
6	40.23 [1.584]	38.10 [1.500]	15	16	6-146478-6
6	37.69 [1.484]	35.56 [1.400]	14	15	6-146478-5
6	35.15 [1.384]	33.02 [1.300]	13	14	6-146478-4
6	32.61 [1.284]	30.48 [1.200]	12	13	6-146478-3
6	30.07 [1.184]	27.94 [1.100]	11	12	6-146478-2
6	27.53 [1.084]	25.40 [1.000]	10	11	6-146478-1
6	24.99 [.984]	22.86 [.900]	9	10	6-146478-0
6	22.45 [.884]	20.32 [.800]	8	9	5-146478-9
6	19.91 [.784]	17.78 [.700]	7	8	5-146478-8
6	17.37 [.684]	15.24 [.600]	6	7	5-146478-7
6	14.83 [.584]	12.70 [.500]	5	6	5-146478-6
6	12.29 [.484]	10.16 [.400]	4	5	5-146478-5
6	9.75 [.384]	7.62 [.300]	3	4	5-146478-4
6	7.21 [.284]	5.08 [.200]	2	3	5-146478-3
6	4.67 [.184]	2.54 [.100]	1	2	5-146478-2
6	2.13 [.084]	– –	–	1	5-146478-1

PLATING	G	F	E	NO. OF POSITIONS	PART NUMBER
5	101.19 [3.984]	99.06 [3.900]	39	40	4-146478-0
5	98.65 [3.884]	96.52 [3.800]	38	39	3-146478-9
5	96.11 [3.784]	93.98 [3.700]	37	38	3-146478-8
5	93.57 [3.684]	91.44 [3.600]	36	37	3-146478-7
5	91.03 [3.584]	88.90 [3.500]	35	36	3-146478-6
5	88.49 [3.484]	86.36 [3.400]	34	35	3-146478-5
5	85.95 [3.384]	83.82 [3.300]	33	34	3-146478-4
5	83.41 [3.284]	81.28 [3.200]	32	33	3-146478-3
5	80.87 [3.184]	78.74 [3.100]	31	32	3-146478-2
5	78.33 [3.084]	76.20 [3.000]	30	31	3-146478-1
5	75.79 [2.984]	73.66 [2.900]	29	30	3-146478-0
5	73.25 [2.884]	71.12 [2.800]	28	29	2-146478-9
5	70.71 [2.784]	68.58 [2.700]	27	28	2-146478-8
5	68.17 [2.684]	66.04 [2.600]	26	27	2-146478-7
5	65.63 [2.584]	63.50 [2.500]	25	26	2-146478-6
5	63.09 [2.484]	60.96 [2.400]	24	25	2-146478-5
5	60.55 [2.384]	58.42 [2.300]	23	24	2-146478-4
5	58.01 [2.284]	55.88 [2.200]	22	23	2-146478-3
5	55.47 [2.184]	53.34 [2.100]	21	22	2-146478-2
5	52.93 [2.084]	50.80 [2.000]	20	21	2-146478-1
5	50.39 [1.984]	48.26 [1.900]	19	20	2-146478-0
5	47.85 [1.884]	45.72 [1.800]	18	19	1-146478-9
5	45.31 [1.784]	43.18 [1.700]	17	18	1-146478-8
5	42.77 [1.684]	40.64 [1.600]	16	17	1-146478-7
5	40.23 [1.584]	38.10 [1.500]	15	16	1-146478-6
5	37.69 [1.484]	35.56 [1.400]	14	15	1-146478-5
5	35.15 [1.384]	33.02 [1.300]	13	14	1-146478-4
5	32.61 [1.284]	30.48 [1.200]	12	13	1-146478-3
5	30.07 [1.184]	27.94 [1.100]	11	12	1-146478-2
5	27.53 [1.084]	25.40 [1.000]	10	11	1-146478-1
5	24.99 [.984]	22.86 [.900]	9	10	1-146478-0
5	22.45 [.884]	20.32 [.800]	8	9	146478-9
5	19.91 [.784]	17.78 [.700]	7	8	146478-8
5	17.37 [.684]	15.24 [.600]	6	7	146478-7
5	14.83 [.584]	12.70 [.500]	5	6	146478-6
5	12.29 [.484]	10.16 [.400]	4	5	146478-5
5	9.75 [.384]	7.62 [.300]	3	4	146478-4
5	7.21 [.284]	5.08 [.200]	2	3	146478-3
5	4.67 [.184]	2.54 [.100]	1	2	146478-2
5	2.13 [.084]	– –	–	1	146478-1

THIS DRAWING IS A CONTROLLED DOCUMENT.

DIMENSIONS: mm [INCHES]

TOLERANCES UNLESS OTHERWISE SPECIFIED:
0 PLC ± –
1 PLC ± –
2 PLC ± 0.51[.02]
3 PLC ± 0.127[.005]
4 PLC ± 0.0127[.0005]
ANGLES ± –

MATERIAL 4

FINISH SEE TABLE

DWN F. BRANDBERG 14-MAR-97
CHK G. DUBNICZKI 14-MAR-97
APVD G. DUBNICZKI 14-MAR-97

PRODUCT SPEC –
APPLICATION SPEC –
WEIGHT –

TE Connectivity

NAME HEADER ASSEMBLY, MOD II, STACKING, SINGLE ROW, .025 SQ. POST, UNSHROUDED

SIZE	CAGE CODE	DRAWING NO	RESTRICTED TO
A1	00779	C-146478	–

CUSTOMER DRAWING SCALE 4:1 SHEET 1 OF 1 REV A1

Компания «ЭлектроПласт» предлагает заключение долгосрочных отношений при поставках импортных электронных компонентов на взаимовыгодных условиях!

Наши преимущества:

- Оперативные поставки широкого спектра электронных компонентов отечественного и импортного производства напрямую от производителей и с крупнейших мировых складов;
- Поставка более 17-ти миллионов наименований электронных компонентов;
- Поставка сложных, дефицитных, либо снятых с производства позиций;
- Оперативные сроки поставки под заказ (от 5 рабочих дней);
- Экспресс доставка в любую точку России;
- Техническая поддержка проекта, помощь в подборе аналогов, поставка прототипов;
- Система менеджмента качества сертифицирована по Международному стандарту ISO 9001;
- Лицензия ФСБ на осуществление работ с использованием сведений, составляющих государственную тайну;
- Поставка специализированных компонентов (Xilinx, Altera, Analog Devices, Intersil, Interpoint, Microsemi, Aeroflex, Peregrine, Syfer, Eurofarad, Texas Instrument, Miteq, Cobham, E2V, MA-COM, Hittite, Mini-Circuits,General Dynamics и др.);

Помимо этого, одним из направлений компании «ЭлектроПласт» является направление «Источники питания». Мы предлагаем Вам помощь Конструкторского отдела:

- Подбор оптимального решения, техническое обоснование при выборе компонента;
- Подбор аналогов;
- Консультации по применению компонента;
- Поставка образцов и прототипов;
- Техническая поддержка проекта;
- Защита от снятия компонента с производства.

Как с нами связаться

Телефон: 8 (812) 309 58 32 (многоканальный)
Факс: 8 (812) 320-02-42
Электронная почта: org@eplast1.ru
Адрес: 198099, г. Санкт-Петербург, ул. Калинина, дом 2, корпус 4, литера А.