

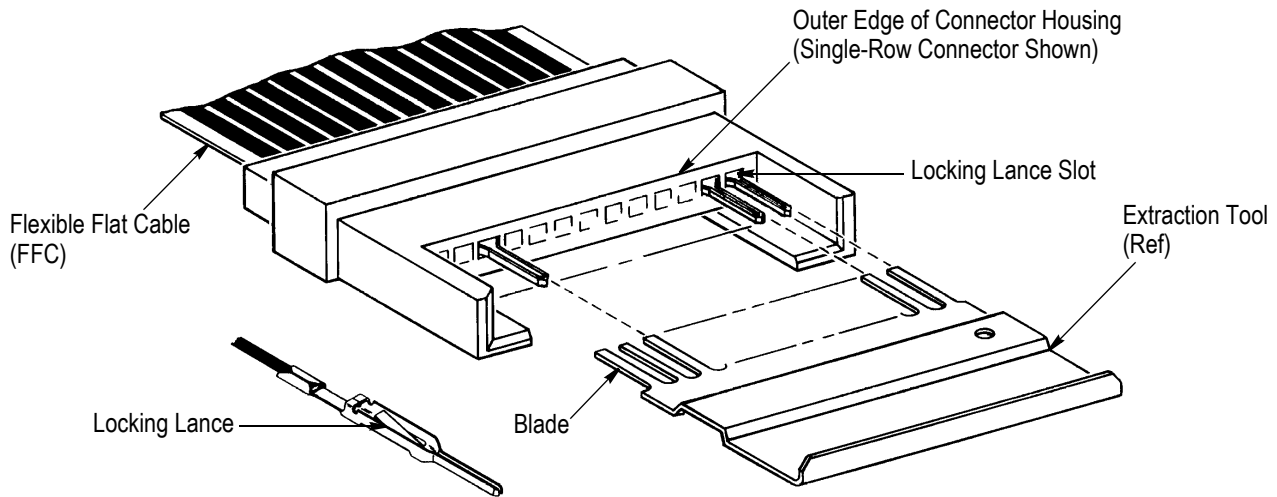
Extraction Tools 91047-[]


Figure 1

1. INTRODUCTION

Extraction Tools 91047-[] are designed to extract flexible flat cable (FFC) contacts from FFC pin, receptacle, and edge connectors with end entrance locking lance slots (reference part number 86670-8). Read these instructions thoroughly before removing any contacts.

For connectors with side entrance locking lance slots, refer to 408-7916 for Tool 91200-[].

NOTE *Dimensions in this instruction sheet are in millimeters [with inches in brackets]. Figures are not drawn to scale.*

Reasons for reissue of this instruction sheet are provided in Section 6, REVISION SUMMARY.

2. DESCRIPTION

Each tool features a specific number of tool blades that release the contact locking lances of the connector. See Figure 1. The number of tool blades must match the number of cavities in one row of the connector.

CAUTION *All contact locking lances must be released simultaneously; otherwise, damage to the connector, contacts, or cable may result.*

3. EXTRACTION PROCEDURE

Refer to Figure 2, and ensure that the number of blades of the extraction tool matches the number of contact cavities in one row of the connector.

EXTRACTION TOOL	
PART NUMBER	NUMBER OF BLADES
91047-1	9
91047-2	19
91047-3	29
91047-5	20
1-91047-0	10
1-91047-2	35
1-91047-4	12
1-91047-5	14
1-91047-6	15
1-91047-8	5
1-91047-9	3
2-91047-6	6

Figure 2

Proceed as follows:

1. Align the tool blades with the locking lance slots located between the contacts and outer edge of the housing as shown in Figure 1.
2. Simultaneously insert all tool blades straight into the connector until the tool bottoms. Only the radius between the tool blades should be visible when the tool is properly seated. See Figure 3.
3. Holding the tool and connector in one hand, carefully pull on the cable. A slight side-to-side motion may be used to ease contact extraction.

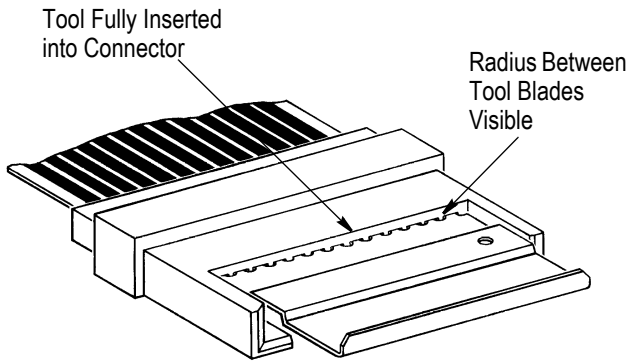


Figure 3



Excessive or improper force may cause damage to the contacts or cable.

4. After the cable and all of the contacts have been completely extracted, remove the tool from the connector.

4. MAINTENANCE AND INSPECTION

To ensure proper operation, the tool should conform to the dimensions provided in Figure 4.

It is recommended that the tool be inspected immediately when received and at regularly scheduled intervals.

It is recommended that the tool be stored in a clean, dry place and cleaned with a soft, lint-free cloth.

5. REPLACEMENT AND REPAIR

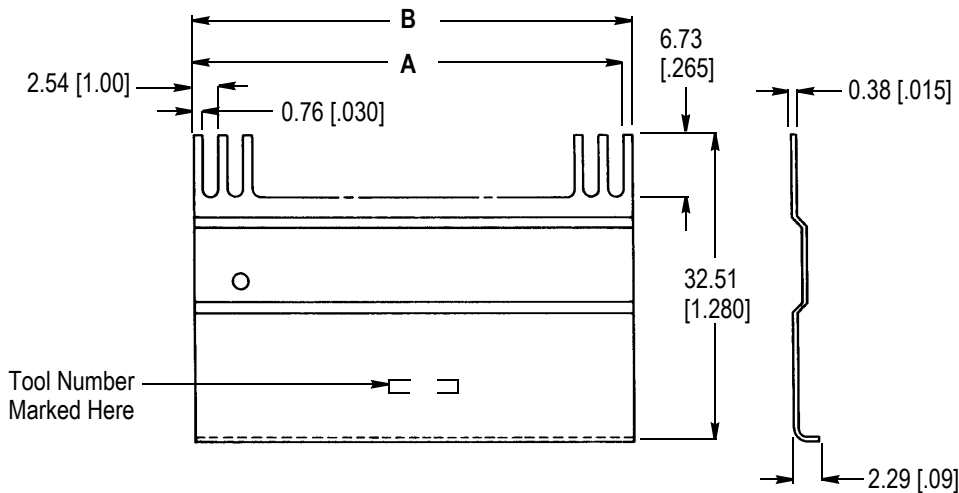
The tool is not repairable and should be replaced when worn or damaged. Additional tools can be purchased from:

CUSTOMER SERVICE (038-035)
 TYCO ELECTRONICS CORPORATION
 PO BOX 3608
 HARRISBURG PA 17105-3608

6. REVISION SUMMARY

Revisions to this instruction sheet include:

- Updated instruction sheet to corporate requirements
- Removed obsolete extraction tools
- Replaced connector series part numbers with reference part number



EXTRACTION TOOL

PART NUMBER	DIMENSION		PART NUMBER	DIMENSION	
	A	B		A	B
91047-1	20.32 [1.800]	21.08 [1.830]	1-91047-4	27.94 [1.100]	28.70 [1.130]
91047-2	45.72 [1.800]	46.48 [1.830]	1-91047-5	33.02 [1.300]	33.78 [1.330]
91047-3	71.12 [2.800]	71.88 [2.830]	1-91047-6	35.56 [1.400]	36.32 [1.430]
91047-5	48.26 [1.900]	49.02 [1.930]	1-91047-8	10.16 [1.400]	10.92 [1.430]
1-91047-0	22.86 [1.900]	23.62 [1.930]	1-91047-9	5.08 [1.200]	5.84 [1.230]
1-91047-2	86.36 [3.400]	87.12 [3.430]	2-91047-6	17.78 [1.700]	18.54 [1.730]

Figure 4



Компания «ЭлектроПласт» предлагает заключение долгосрочных отношений при поставках импортных электронных компонентов на взаимовыгодных условиях!

Наши преимущества:

- Оперативные поставки широкого спектра электронных компонентов отечественного и импортного производства напрямую от производителей и с крупнейших мировых складов;
- Поставка более 17-ти миллионов наименований электронных компонентов;
- Поставка сложных, дефицитных, либо снятых с производства позиций;
- Оперативные сроки поставки под заказ (от 5 рабочих дней);
- Экспресс доставка в любую точку России;
- Техническая поддержка проекта, помощь в подборе аналогов, поставка прототипов;
- Система менеджмента качества сертифицирована по Международному стандарту ISO 9001;
- Лицензия ФСБ на осуществление работ с использованием сведений, составляющих государственную тайну;
- Поставка специализированных компонентов (Xilinx, Altera, Analog Devices, Intersil, Interpoint, Microsemi, Aeroflex, Peregrine, Syfer, Eurofarad, Texas Instrument, Miteq, Cobham, E2V, MA-COM, Hittite, Mini-Circuits, General Dynamics и др.);

Помимо этого, одним из направлений компании «ЭлектроПласт» является направление «Источники питания». Мы предлагаем Вам помощь Конструкторского отдела:

- Подбор оптимального решения, техническое обоснование при выборе компонента;
- Подбор аналогов;
- Консультации по применению компонента;
- Поставка образцов и прототипов;
- Техническая поддержка проекта;
- Защита от снятия компонента с производства.



Как с нами связаться

Телефон: 8 (812) 309 58 32 (многоканальный)

Факс: 8 (812) 320-02-42

Электронная почта: org@eplast1.ru

Адрес: 198099, г. Санкт-Петербург, ул. Калинина, дом 2, корпус 4, литера А.