

# PLC-...-EIK 1-SVN 24P/P PLC-...-EIK 1-SVN 24M

## PLC Electronic Sensor Terminal Blocks for NAMUR Proximity Sensors



### INTERFACE

Data Sheet  
102895\_04\_en

© PHOENIX CONTACT - 04/2007

### Description

The **PLC-...-EIK 1-SVN 24...** electronic sensor terminal block converts the variable resistance of a NAMUR sensor into a digital signal that can be read by a PLC.

In addition, the internal circuitry monitors the sensor side for a short circuit or wire break and indicates these errors via the integrated LED.

Thanks to a corresponding resistance circuit, the **PLC-...-EIK 1-SVN 24...** can be used to monitor all mechanical switches (N/C or N/O contacts) for short circuits and/or wire breaks.

In addition to a high packing density, this switching amplifier features the following:

- Stabilized supply voltage for the NAMUR proximity switch
- Defined recognition and evaluation of the analog sensor signal
- Monitoring of the sensor cable for short circuits and wire breaks; a fault is indicated by the red LED
- Status display (high signal) via green LED
- 24 V/50 mA digital output for directly connecting programmable logic controllers
- Positive or negative error output depending on the version
- Additional output for error messages
- Connection option for PLC V8 adapter
- Bridging and labeling with standard terminal block accessories



Make sure you always use the latest documentation.  
It can be downloaded at [www.download.phoenixcontact.com](http://www.download.phoenixcontact.com).  
A conversion table is available on the Internet at  
[www.download.phoenixcontact.com/general/7000\\_en\\_00.pdf](http://www.download.phoenixcontact.com/general/7000_en_00.pdf).



This data sheet is valid for all products listed on the following page:

## Ordering Data

### PLC Electronic Sensor Terminal Block for NAMUR Proximity Sensors

Description	Type	Order No.	Pcs./Pck.
PLC electronic sensor terminal block for NAMUR proximity sensors			
Positive switching, with screw connection	PLC-SC-EIK 1-SVN 24P/P	2982663	10
Positive switching, with spring-cage connection	PLC-SP-EIK 1-SVN 24P/P	2982676	10
Negative switching, with screw connection	PLC-SC-EIK 1-SVN 24M	2982595	10
Negative switching, with spring-cage connection	PLC-SP-EIK 1-SVN 24M	2982605	10

### Accessories

Description	Type	Order No.	Pcs./Pck.
Double-level terminal block, with pre-assembled resistors	UKK 5-2R/NAMUR	2941662	50
Insulating plate	PLC-ATP BK	2966841	25



The PLC-ATP BK insulating plate should be used in the following cases: always fit at the start and end of a PLC terminal strip for voltages greater than 250 V (L1, L2, L3) between the same terminal points on adjacent modules (FBST 8-PLC... or FBST 500... can be used for potential bridging) and for safe isolation between adjacent modules.

For other accessories such as power terminal blocks and plug-in bridges please consult the INTERFACE catalog and [www.phoenixcontact.com](http://www.phoenixcontact.com).

## Technical Data

### Power Supply

Nominal input supply voltage $U_{VN}$	24 V DC $\pm 20\%$
Typical input current at $U_{VN}$	14 mA, approximately
Transmission frequency $f_{limit}$	350 Hz, approximately
Input circuit	Green LED, protection against polarity reversal, surge protection

### Control Circuit

Non-load voltage	8.2 V DC $\pm 10\%$
Switching point according to EN 60947-5-6	
In conductive state	$\geq 2.1$ mA
In disabling state	$\leq 1.2$ mA
In the event of short circuit	20 mA, approximately
In the event of wire break	12 mA, approximately
Switching hysteresis	0.2 mA, approximately
Internal resistance	1 k $\Omega$ , approximately
Protective circuit	Surge protection

### Alarm Output

Operating voltage range (negative switching)	3 V DC ... 33 V DC
Operating voltage range (positive switching)	$U_{VN} - 1.5$ V
Limiting continuous current	100 mA
Voltage drop at maximum limiting continuous current	$\leq 1.5$ V
Output circuit	Red LED, surge protection

### Signal Output

Limiting continuous current	50 mA
Voltage drop $U_R$ at maximum limiting continuous current	$\leq 1.5$ V
Output voltage (positive switching)	
In conductive state	$\leq 100$ mV
In disabling state	$U_{VN} - U_R$
Output voltage range (negative switching)	3 V DC ... 33 V DC
Output circuit	Surge protection

General Data	
Rated insulation voltage	50 V DC
Impulse voltage withstand level/insulation	0.4 kV/basic insulation
Ambient operating temperature range	-20°C ... 50°C
Nominal operating mode	100% operating factor
Inflammability class according to UL 94 (housing)	V0
Air and creepage distances between circuits	According to DIN EN 50178
Pollution degree	2
Surge voltage category	I
Mounting position	Any
Assembly	Can be aligned without spacing
Dimensions (W x H x D)	6.2 mm x 86 mm x 80 mm
Conductor cross section	
With screw connection	0.14 mm <sup>2</sup> ... 2.5 mm <sup>2</sup>
With spring-cage connection	0.2 mm <sup>2</sup> ... 2.5 mm <sup>2</sup>
Housing material	Polybutylene terephthalate PBT non-reinforced, green

### Block Diagrams

#### Positive Switching Error Output ERR

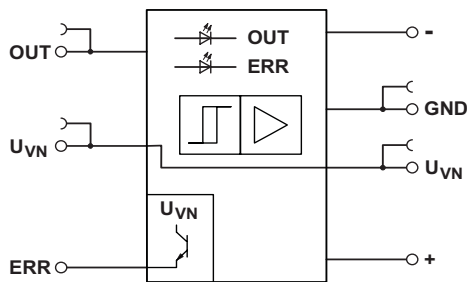


Figure 1 Block diagram for terminal blocks with positive switching outputs (P/P): Both +24 V connection terminal blocks are bridged internally

#### Negative Switching Error Output ERR

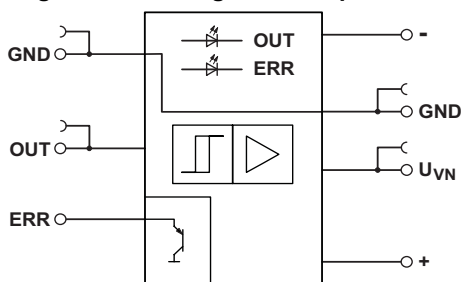


Figure 2 Block diagram for terminal blocks with negative switching (M) outputs: Both GND connection terminal blocks are bridged internally

### Truth Table

Sensor status	Switching level		LED	
	OUT	ERR	green	red
Conductive	L	L	off	off
Disabling	H	L	ON	off
Short circuit	L	H	off	ON
Wire break	L	H	off	ON

### Application Examples

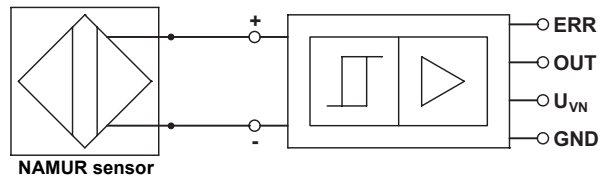


Figure 3 Application with NAMUR sensor

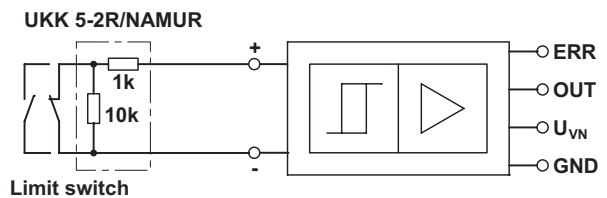


Figure 4 Application with limit switch

© PHOENIX CONTACT 04/2007



Компания «ЭлектроПласт» предлагает заключение долгосрочных отношений при поставках импортных электронных компонентов на взаимовыгодных условиях!

Наши преимущества:

- Оперативные поставки широкого спектра электронных компонентов отечественного и импортного производства напрямую от производителей и с крупнейших мировых складов;
- Поставка более 17-ти миллионов наименований электронных компонентов;
- Поставка сложных, дефицитных, либо снятых с производства позиций;
- Оперативные сроки поставки под заказ (от 5 рабочих дней);
- Экспресс доставка в любую точку России;
- Техническая поддержка проекта, помощь в подборе аналогов, поставка прототипов;
- Система менеджмента качества сертифицирована по Международному стандарту ISO 9001;
- Лицензия ФСБ на осуществление работ с использованием сведений, составляющих государственную тайну;
- Поставка специализированных компонентов (Xilinx, Altera, Analog Devices, Intersil, Interpoint, Microsemi, Aeroflex, Peregrine, Syfer, Eurofarad, Texas Instrument, Miteq, Cobham, E2V, MA-COM, Hittite, Mini-Circuits, General Dynamics и др.);

Помимо этого, одним из направлений компании «ЭлектроПласт» является направление «Источники питания». Мы предлагаем Вам помощь Конструкторского отдела:

- Подбор оптимального решения, техническое обоснование при выборе компонента;
- Подбор аналогов;
- Консультации по применению компонента;
- Поставка образцов и прототипов;
- Техническая поддержка проекта;
- Защита от снятия компонента с производства.



#### Как с нами связаться

**Телефон:** 8 (812) 309 58 32 (многоканальный)

**Факс:** 8 (812) 320-02-42

**Электронная почта:** [org@eplast1.ru](mailto:org@eplast1.ru)

**Адрес:** 198099, г. Санкт-Петербург, ул. Калинина, дом 2, корпус 4, литера А.