




# BIAS 1/2 Watt Power Supply BPSX 0.5 Series Data Sheet

*Single (Vo) or Dual (Vo & Vr) Output*  
BPSX 0.5-08-00, -08-33, -08-50  
BPSX 0.5-14-00, -14-33, -14-50



Actual Size

The BPSX Power Supply Module is an ideal solution for numerous control applications in lighting, sensing, smart building/home and power distribution where extended temperature operation is required. This low-cost supply provides up to one-half watt of output power at 8 or 14 VDC (Vo) and an optional 3.3 or 5 VDC (Vr) output for microprocessors, logic, timing circuits, transceivers, sensors or other control functions. A patented design incorporating a custom integrated circuit into a small package (0.55 in<sup>3</sup> [9.0 cm<sup>3</sup>]) the BIAS Module provides an immediate “drop-in” solution, requiring no addi-

## Features

- **Extended Temperature (-40 to +85°C)**
- **Universal Input (85-265 VAC, 50/60Hz)**
- **Small Size—0.55in<sup>3</sup> [9.0cm<sup>3</sup>]**
- **Low no-load input power <30mW**
- **Constant power mode, not current limit**
- **3,000 VAC Isolation**
- **Up to 75% efficiency**
- **EN 55022, Class B; FCC Part 15, Class B**
- **Meets UL/CSA and EN Product Safety (ITE)**

## Operating Specifications

(@120VAC / 60 Hz / 25°C unless otherwise specified)

| Electrical                         |   |
|------------------------------------|---|
| Input Voltage Range                | 85 - 265 VAC (50/60Hz)  |
| Input Surge Withstand              | 308V, < 30 sec  |
| Output Power (Pmax)                | 0.5 W min. (60Hz)<br>0.43 W min. (50Hz)   |
| Efficiency                         | 70% nom.  |
| Output Vo (Peak)                   | 8 or 14 VDC nom. +/- 5%   |
| Line / Load Regulation Vo (Peak)   | +/- 1% Po < Pmax  |
| Temperature Regulation Vo (Peak)   | +/- 2% Po < Pmax  |
| Ripple Vo (@120 Hz)<br>(@ 100 kHz) | 1.00 V p:p<br>0.25 V p:p  |
| Output Vr, 3.3 volt (+/- 5%)       | For Vo = 8V, Ir out 53mA max, Io+Ir ≤ 63mA*<br>For Vo = 14V, Ir out 23mA max, Io+Ir ≤ 36mA* |
| Output Vr, 5.0 volt (+/- 5%)       | For Vo = 8V, Ir out 63mA max, Io+Ir ≤ 63mA*<br>For Vo = 14V, Ir out 28mA max, Io+Ir ≤ 36mA* |
| No-load Consumption                | 30 mW typical @ Vin=120 VAC   |
| Isolation                          | 3000 VAC (meets UL / CSA & EN Product Safety)   |
| Earth Leakage @ 120 VAC            | < 10 uA   |
| Short Circuit Protection           | Continuous, Pin ≤ 0.6 w @ Vin = 120 VAC   |
| Reliability @ 25° C, MIL HDBK-217F | > 500 Khr MTBF  |
| Thermal                            |   |
| Operating Temperature              | -40 to +85° C   |
| Operating Relative Humidity        | 0 – 95%, non-condensing   |
| Storage Temperature                | -40 to +105° C  |
| Mechanical                         |   |
| Package Size<br>(L x W x H)        | 1.10 x 0.92 x 0.55 inches<br>[27.94 x 23.24 x 13.97 mm]                                     |
| Safety                             |   |
| Safety Compliance                  | UL / EN 60950-1 2 <sup>nd</sup> Ed. (CB Report Available)                                   |
| EMI Emissions                      | EN 55022, Class B, FCC Part 15, Class B   |

Bias Power AC/DC power supplies are designed to be applied in two major categories of applications...

*Auxiliary*, where the Bias supply is one of two or more supplies and provides power for standby, housekeeping, biasing or other requirements. Generally, these supply 3.3V or 5.0V requirements from the Vr output. In some cases a small amount of Vo power is used.

*Second* is as a main or utility supply where Bias is the only supply and provides all power necessary for the product or system. Both Vr and Vo supplies are often utilized for optimum system performance.

The characteristics of the Vo and Vr outputs are different and each has application-specific benefits which can provide high value to the system designer.

Vo is a voltage-regulated output which has a constant power mode instead of a conventional current limit. This output is best suited to drive mechanical relays, solenoids, SSRs, capacitive loads, indicating lights, LEDs and as a source for isolated DC utility power which may be used directly or post-regulated with either a linear regulator or a DC/DC converter. Vo is self protecting, cannot be overloaded and can be shorted indefinitely. The graceful transition from voltage regulation to constant power along with the wide range of product ratings, allows the designer to select a supply tightly matched to the design load. There is no need to oversize a Bias Power supply. Unlike design-your-own, or partially complete modules where significant design margin is required, to stay far away from current limit, Bias's constant power alternative requires no such over-spec'ing.

Vr is also a voltage-regulated output and is thermally protected from overload. It has very low output ripple capable of driving microprocessors, logic, transceivers, sensors and other elements which require a low-noise, tightly-regulated supply. In addition, Vr is supplied internally by Vo. This means that any capacitance added to Vo can increase the hold-up time of Vr as well.

\*Note: maximum currents specified for constant voltage range only. See V-I curve on page 2 for Vo in constant power range.



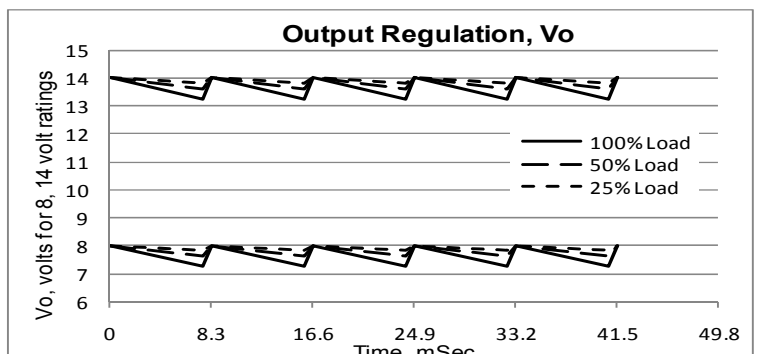
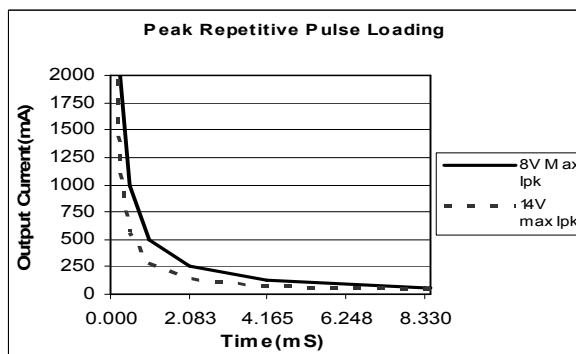
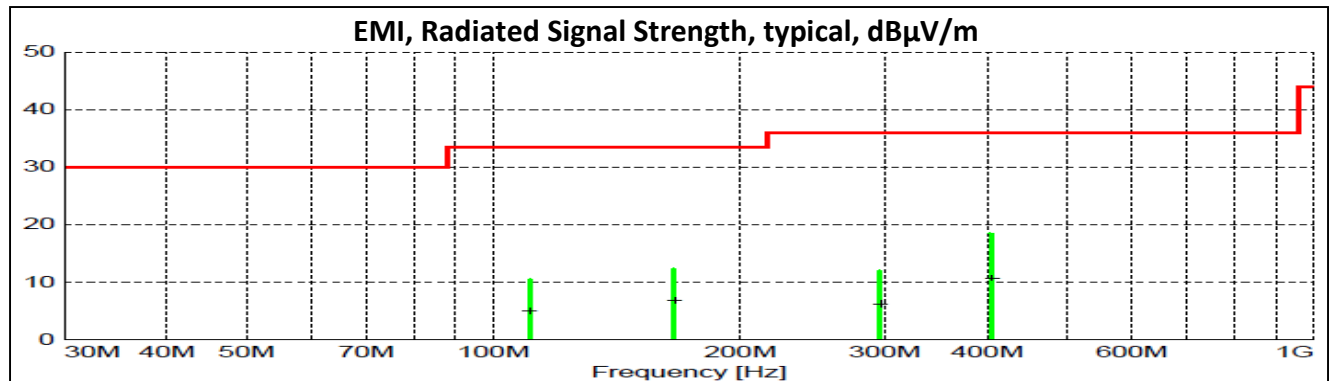
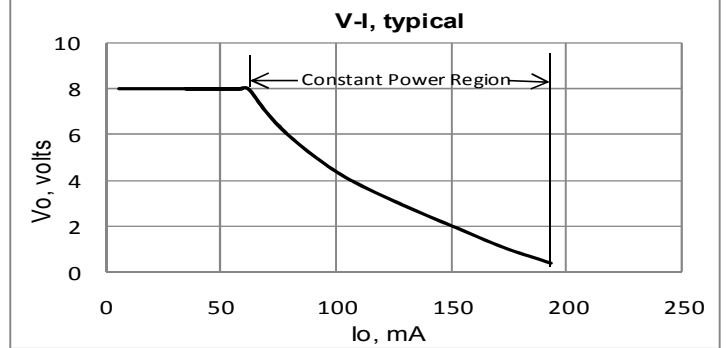
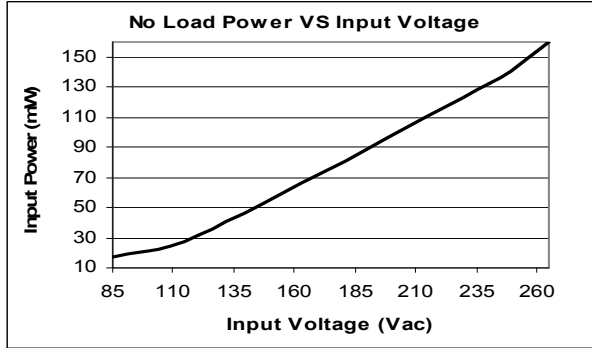
# BIAS 1/2 Watt Power Supply

## BPSX 0.5 Series Data Sheet

Single (Vo) or Dual (Vo & Vr) Output

BPSX 0.5-08-00, -08-33, -08-50

BPSX 0.5-14-00, -14-33, -14-50





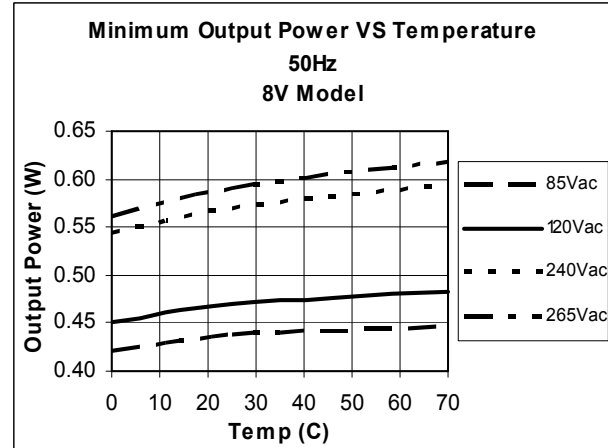
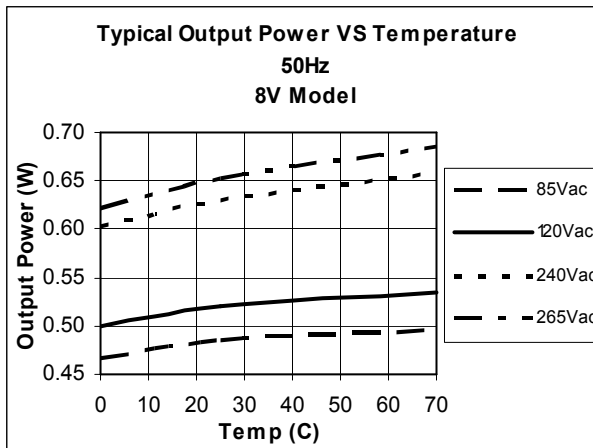
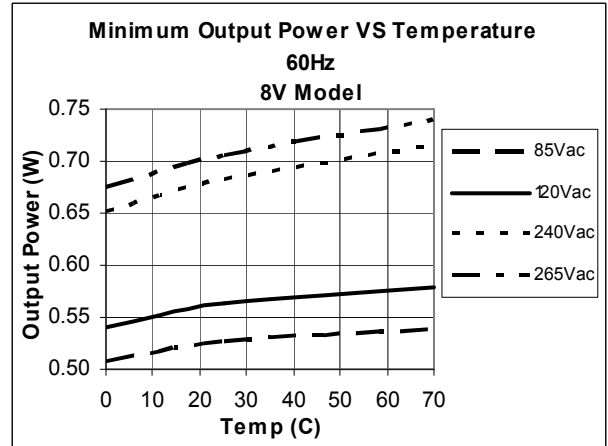
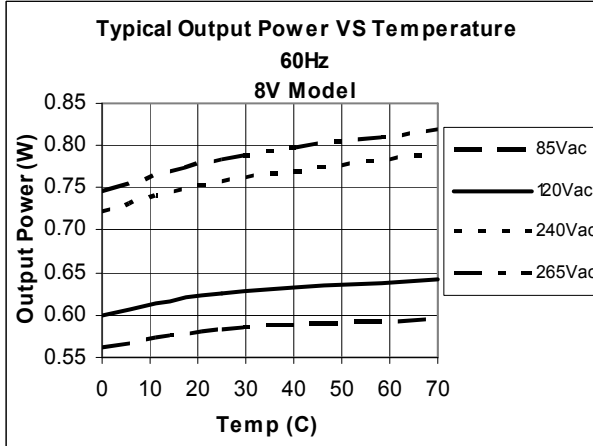
# BIAS 1/2 Watt Power Supply

## BPSX 0.5 Series Data Sheet

Single (Vo) or Dual (Vo & Vr) Output

BPSX 0.5-08-00, -08-33, -08-50

BPSX 0.5-14-00, -14-33, -14-50





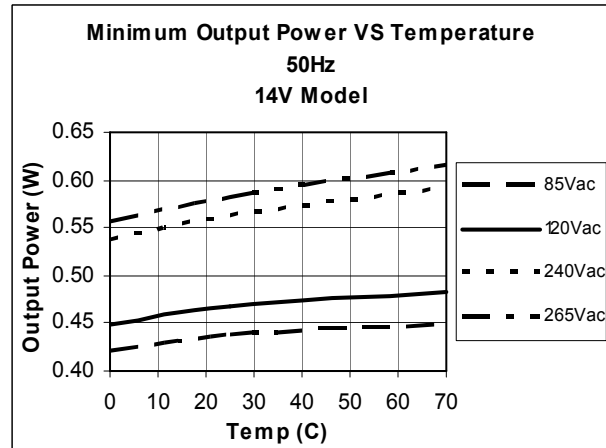
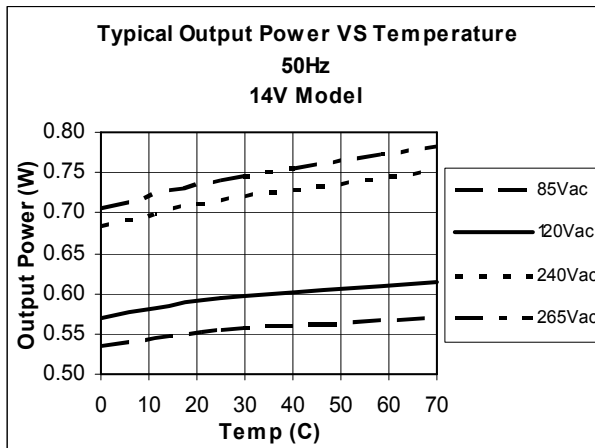
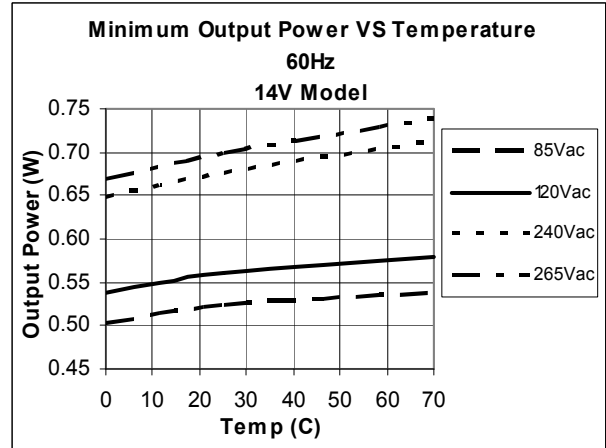
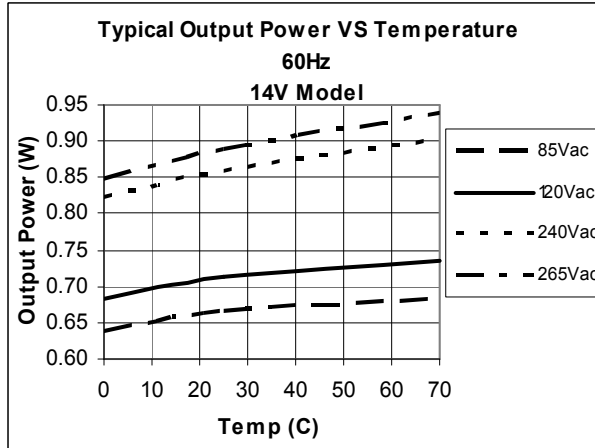
# BIAS 1/2 Watt Power Supply

## BPSX 0.5 Series Data Sheet

Single (Vo) or Dual (Vo & Vr) Output

BPSX 0.5-08-00, -08-33, -08-50

BPSX 0.5-14-00, -14-33, -14-50





# BIAS 1/2 Watt Power Supply

## BPSX 0.5 Series Data Sheet

Single (Vo) or Dual (Vo & Vr) Output

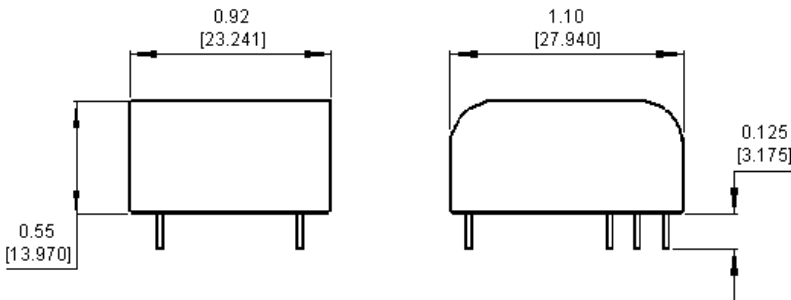
BPSX 0.5-08-00, -08-33, -08-50

BPSX 0.5-14-00, -14-33, -14-50

### Part Number Designation

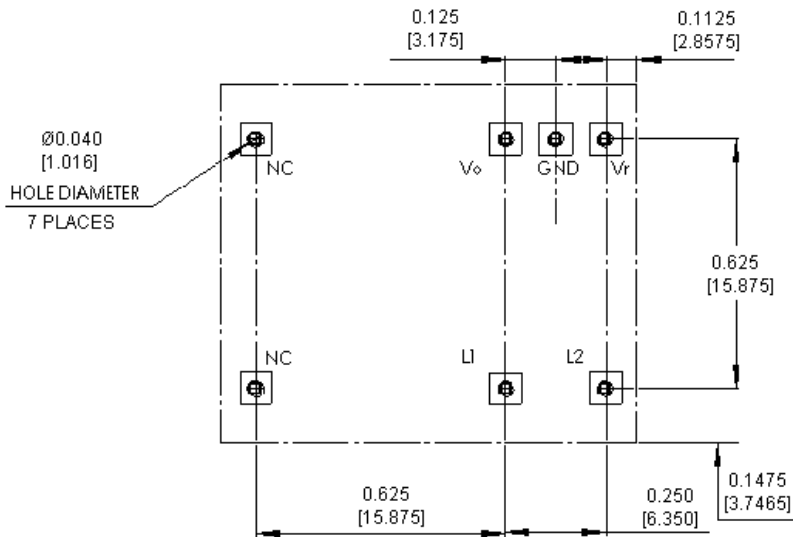
| Part Number    | Output Configuration | Vo     | Vr      |
|----------------|----------------------|--------|---------|
| BPSX 0.5-08-00 | Single output        | 8 VDC  | N/A     |
| BPSX 0.5-14-00 | Single output        | 14 VDC | N/A     |
| BPSX 0.5-08-33 | Dual Output          | 8 VDC  | 3.3 VDC |
| BPSX 0.5-08-50 | Dual Output          | 8 VDC  | 5 VDC   |
| BPSX 0.5-14-33 | Dual Output          | 14 VDC | 3.3 VDC |
| BPSX 0.5-14-50 | Dual Output          | 14 VDC | 5 VDC   |

For custom configurations, contact BIAS Power.

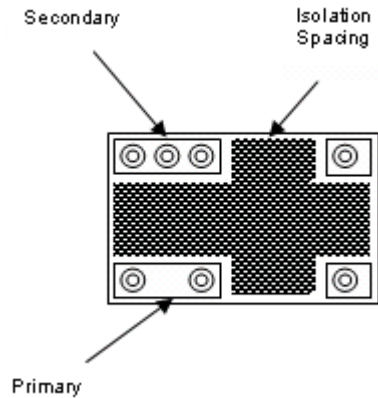


| PIN DESIGNATOR | DESCRIPTION   |
|----------------|---------------|
| L1             | Input High    |
| L2             | Input Low     |
| N/C            | No Connection |
| Vo             | Output        |
| GND            | Ground        |
| Vr             | Vr Output     |
| N/C            | No Connection |

### Recommended Land Pattern, top view



### Isolation, Bottom View



- NOTES**
1. Pins 0.031" [0.787 mm] round
  2. Pins extend 0.125" [3.175 mm] below stand-offs



Компания «ЭлектроПласт» предлагает заключение долгосрочных отношений при поставках импортных электронных компонентов на взаимовыгодных условиях!

Наши преимущества:

- Оперативные поставки широкого спектра электронных компонентов отечественного и импортного производства напрямую от производителей и с крупнейших мировых складов;
- Поставка более 17-ти миллионов наименований электронных компонентов;
- Поставка сложных, дефицитных, либо снятых с производства позиций;
- Оперативные сроки поставки под заказ (от 5 рабочих дней);
- Экспресс доставка в любую точку России;
- Техническая поддержка проекта, помощь в подборе аналогов, поставка прототипов;
- Система менеджмента качества сертифицирована по Международному стандарту ISO 9001;
- Лицензия ФСБ на осуществление работ с использованием сведений, составляющих государственную тайну;
- Поставка специализированных компонентов (Xilinx, Altera, Analog Devices, Intersil, Interpoint, Microsemi, Aeroflex, Peregrine, Syfer, Eurofarad, Texas Instrument, Miteq, Cobham, E2V, MA-COM, Hittite, Mini-Circuits, General Dynamics и др.);

Помимо этого, одним из направлений компании «ЭлектроПласт» является направление «Источники питания». Мы предлагаем Вам помощь Конструкторского отдела:

- Подбор оптимального решения, техническое обоснование при выборе компонента;
- Подбор аналогов;
- Консультации по применению компонента;
- Поставка образцов и прототипов;
- Техническая поддержка проекта;
- Защита от снятия компонента с производства.



#### Как с нами связаться

**Телефон:** 8 (812) 309 58 32 (многоканальный)

**Факс:** 8 (812) 320-02-42

**Электронная почта:** [org@eplast1.ru](mailto:org@eplast1.ru)

**Адрес:** 198099, г. Санкт-Петербург, ул. Калинина, дом 2, корпус 4, литера А.