



# Crimplik™ Connectors

## Quick, easy installation and superior performance

To successfully design, install or operate today's fiber optic networks, you need components that offer speed and reliability – from the fiber itself all the way down to the connectors. That's why 3M developed a connector that combines the speed of non-adhesive connectors with the performance characteristics of epoxy and hot melt connectors. 3M™ Crimplik™ Connectors are the ideal solution for quickly making fiber connections at the desk or for emergency restoration work.

Crimplik connectors were designed to:

- Save time in installation
- Provide rugged, reliable performance, meeting or exceeding current EIA/TIA-568B.3 specifications
- Install cleanly and simply with fewer parts and tools

## Saves time

Available in both SC and ST, single-mode and multimode connector versions, Crimplik connectors are faster to install than epoxy connectors since there is no set-up or curing time. Crimplik connectors do not require special heating tools or ovens, so time spent searching for electrical outlets is eliminated. Polishing the connector is also a simple process that can be performed in seconds.

## Provides reliable performance


The Crimplik connector incorporates proven 3M malleable metal element fiber gripping technology. There is no fiber splice or second joint inside the connector, so there is no added attenuation at the connection.

When the conformable metal element closes, it grips a length of the fiber, eliminating fiber movement associated with other crimp-style connectors. The strength of the metallic element ensures that Crimplik connectors meet industry standards for temperature and humidity.

The plastic buffer retention insert also prevents fiber movement by gripping the buffer without crushing it when the crimp ring is crimped. On jacketed cable, the crimp ring also grips the Kevlar® strands and



3M™ Crimplik™ ST Connector Multimode



3M™ Crimplik™ SC Connector Single-mode

cable jacket to prevent the fiber connection from breaking when the cable is pulled.

The buffer retention insert and the crimp ring combine to ensure that Crimplik connectors perform extremely well and meet rigorous tensile strength requirements in building wiring applications.

## Installs cleanly and simply

Preparing and installing Crimplik connectors is as simple as the concept behind them.

During installation, the fiber passes through the back end of the connector, through the metallic element and extends beyond the end of the activation tool. Pressing the activation tool locking arm closes the metal element around the fiber. It's that simple.

The few tools required for installing a Crimplik connector can be conveniently stored in a small tool pouch.

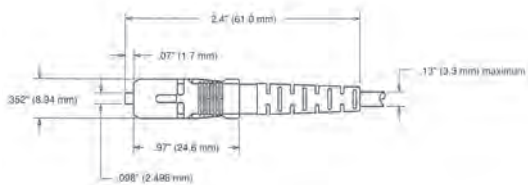
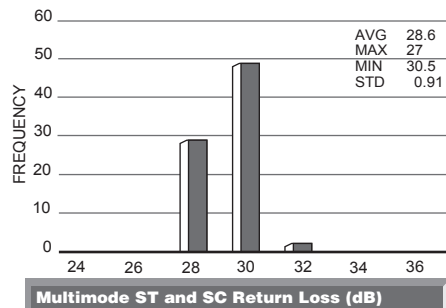
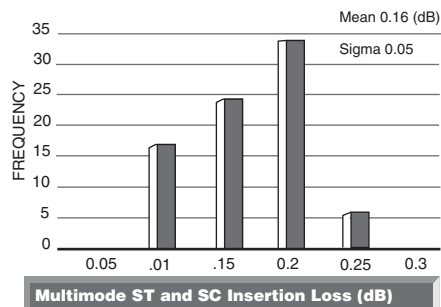
## 3M™ CRIMPLOK™ CONNECTORS

### Features

Easy to install  
Meets EIA/TIA-568A specifications  
Non-adhesive design  
Intermateability with standard connectors  
No workstation setup required  
Minimal tools required  
No electricity required  
Pre-radiused PC zirconia ceramic ferrule

### Benefits

Saves time  
Rugged, reliable performance  
Clean and simple terminations  
Convenience, quick restoration of existing systems  
Saves time and money  
Low-cost kit  
Installation anywhere  
Assured contact of fibers; stability through temperature change; quality performance



3M™ Crimplok™ SC Connector

## 3M™ CRIMPLOK™ SC CONNECTOR MULTIMODE 6900

### Specifications

Attenuation @ 1300 mm (dB)	<0.2 typical (62.5/125 μm fiber)
Reflection (dB)	≤-29 typical
Operational temperature (cable dependent)	-10° to 60°C (14° to 140°F)
Storage temperature (unassembled connector)	-40° to 80°C (-40° to 176°F)

### Environmental

Humidity	Max loss increase < 0.20 dB; Reflection < -25 dB
Cold	Max loss increase < 0.20 dB; Reflection < -25 dB
Temperature life	Max loss increase < 0.20 dB; Reflection < -25 dB

### Mechanical

Impact	Mean loss 0.18 dB; Mean reflection -28 dB
Cyclic flex	Mean loss 0.16 dB; Mean reflection -28 dB
Twist	Mean loss 0.16 dB; Mean reflection -28 dB
Cable retention	Mean loss 0.16 dB; Mean reflection -28 dB
Mating durability 500 matings	<0.22 change

### Materials

Connector ferrule	Zirconia ceramic
Connector body and housing	Thermoplastic polymer
Boot	Elastomeric resin
Identification	Black body, beige shell, black boot
Fiber size	125 μm multimode
Couplings	
Housing	Engineering thermoplastic
Sleeve	Ceramic

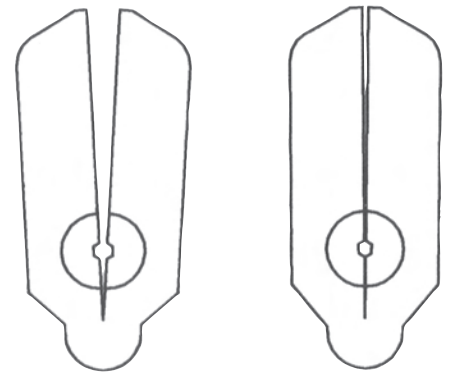
Note: Testing performed on cable assemblies with 3 mm jacketed cable and 900 μm buffered fiber.

# 3M™ CRIMPLOK™ ST CONNECTOR MULTIMODE 6901

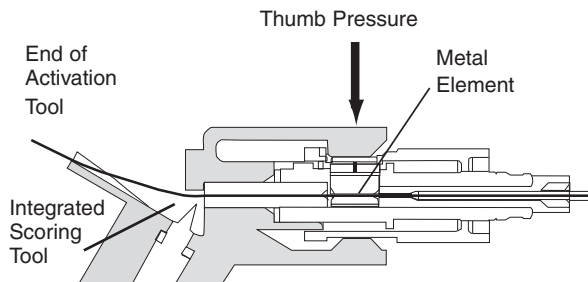
## Specifications

Attenuation @ 1300 nm (dB)	<0.2 typical
Reflection (dB)	≤-29 typical
Operational temperature (cable dependent)	-10° to 60°C (14° to 140°F)
Storage temperature (unassembled connector)	-40° to 80°C (-40° to 176°F)
<b>Environmental</b>	
Humidity	Max loss increase < 0.20 dB; Reflection < -25 dB
Cold	Max loss increase < 0.20 dB; Reflection < -25 dB
Temperature life	Max loss increase < 0.20 dB; Reflection < -25 dB
<b>Mechanical</b>	
Impact	Mean loss 0.12 dB; Mean reflection -28 dB
Cyclic flex	Mean loss 0.11 dB; Mean reflection -28 dB
Twist	Mean loss 0.11 dB; Mean reflection -28 dB
Cable retention	Mean loss 0.12 dB; Mean reflection -27 dB
Mating durability 500 matings	<0.3 change
<b>Materials</b>	
Connector ferrule	Zirconia ceramic
Connector body and housing	Thermoplastic polymer
Boot	Elastomeric resin
Identification	Black body, beige shell, beige boot
Fiber size	125 μm multimode
<b>Couplings</b>	
Housing	Nickel plated zinc
Sleeve	Phosphor bronze

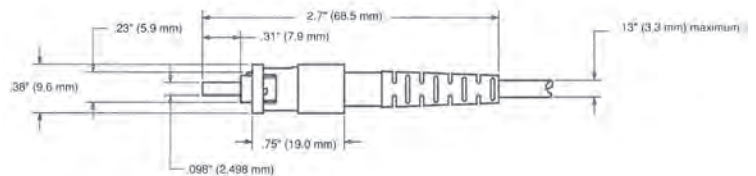
Note: Testing performed on cable assemblies with 3 mm jacketed cable and 900 μm buffered fiber.



Malleable metal element assures fiber retention and a reliable connection.



The metal element inside the connector closes around the fiber.



3M™ Crimplok™ ST Connector

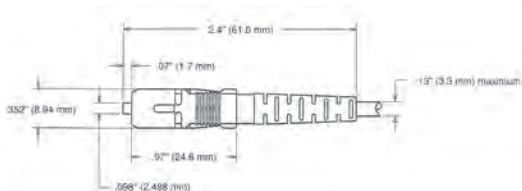
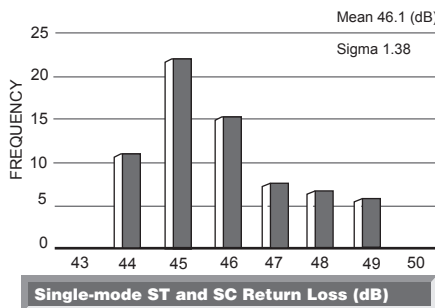
## 3M™ CRIMPLOK™ CONNECTORS

### Features

Installation in less than two minutes  
 Meets EIA/TIA-568A specifications  
 Non-adhesive design  
 Intermateability with standard connectors  
 No workstation setup required  
 Minimal tools required  
 No electricity required  
 Pre-radiused PC zirconia ceramic ferrule

### Benefits

Saves time  
 Rugged, reliable performance  
 Clean and simple terminations  
 Convenience, quick restoration of existing systems  
 Saves time and money  
 Low-cost kit  
 Installation anywhere  
 Assured contact of fibers; stability through temperature change; quality performance



3M™ Crimplok™ SC Connector

## 3M™ CRIMPLOK™ SC CONNECTOR SINGLE-MODE 8900

### Specifications

Attenuation @ 1300 nm (dB)	<0.2 typical
Reflection (dB)	≤-40 dB typical
Operational temperature (cable dependent)	-10° to 60°C (14° to 140°F)
Storage temperature (unassembled connector)	-40° to 80°C (-40° to 176°F)
<b>Environmental</b>	
Humidity	Max loss increase < 0.20 dB; Reflection < -40 dB
Cold	Max loss increase < 0.20 dB; Reflection < -40 dB
Temperature life	Max loss increase < 0.20 dB; Reflection < -40 dB
<b>Mechanical</b>	
Impact	Mean loss 0.18 dB; Mean reflection -40 dB
Cyclic flex	Mean loss 0.16 dB; Mean reflection -40 dB
Twist	Mean loss 0.16 dB; Mean reflection -40 dB
Cable retention	Mean loss 0.16 dB; Mean reflection -40 dB
Mating durability 500 matings	<0.22 change
<b>Materials</b>	
Connector ferrule	Zirconia ceramic
Connector body and housing	Thermoplastic polymer
Boot	Elastomeric resin
Identification	Black body, blue shell, black boot
Ferrule size	126 μm single-mode
<b>Couplings</b>	
Housing	Engineering thermoplastic
Sleeve	Zirconia Ceramic

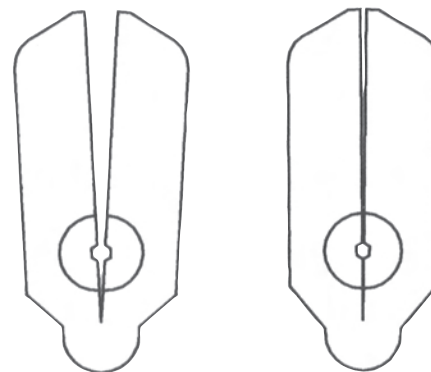
Note: Testing performed on cable assemblies with 3 mm jacketed cable and 900 μm buffered fiber.

# 3M™ CRIMPLOK™ ST CONNECTOR SINGLE-MODE 8901

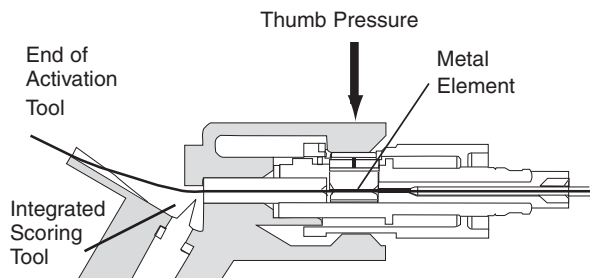
## Specifications

Attenuation @ 1300 nm (dB)	<0.2 typical
Reflection (dB)	≤-40 dB typical
Operational temperature (cable dependent)	-10° to 60°C (14° to 140°F)
Storage temperature (unassembled connector)	-40° to 80°C (-40° to 176°F)
<b>Environmental</b>	
Humidity	Max loss increase < 0.20 dB; Reflection < -40 dB
Cold	Max loss increase < 0.20 dB; Reflection < -40 dB
Temperature life	Max loss increase < 0.20 dB; Reflection < -40 dB
<b>Mechanical</b>	
Impact	Mean loss 0.12 dB; Mean reflection -40 dB
Cyclic flex	Mean loss 0.11 dB; Mean reflection -40 dB
Twist	Mean loss 0.11 dB; Mean reflection -40 dB
Cable retention	Mean loss 0.12 dB; Mean reflection -40 dB
Mating durability 500 matings	<0.3 change
<b>Materials</b>	
Connector ferrule	Zirconia ceramic
Connector body and housing	Thermoplastic polymer
Boot	Elastomeric resin
Identification	Black body, beige bayonet cap, blue boot
Ferrule size	126 μm single-mode
<b>Couplings</b>	
Housing	Nickel plated zinc
Sleeve	Zirconia ceramic

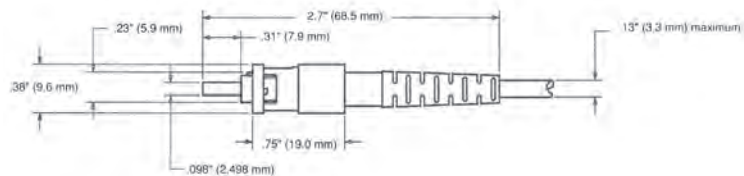
Note: Testing performed on cable assemblies with 3 mm jacketed cable and 900 μm buffered fiber.



Malleable metal element assures fiber retention and a reliable connection.



The metal element inside the connector closes around the fiber.



3M™ Crimplok™ ST Connector

# 3M™ CRIMPLOK™ CONNECTORS

## Ordering Information

To order, specify the correct product number from the chart below. For more information, please contact your authorized 3M distributor or a 3M Communication Markets Division sales representative at 800/426 8688.

Product #	Description	Packaging Order	Minimum
6900	Crimplok Connector, SC MM, 125 µm	1/bag, 60 bags/case	60 each
6901	Crimplok Connector, ST MM, 125 µm	1/bag, 60 bags/case	60 each
8900	Crimplok Connector, SC SM, 126 µm	1/bag, 60 bags/case	60 each
8901	Crimplok Connector, ST SM, 126 µm	1/bag, 60 bags/case	60 each
6900-1K-S	Crimplok Connector, SC MM, 125 µm	1/bag, 1000 bags/case	1000 each
6901-1K-S	Crimplok Connector, ST MM, 125 µm	1/bag, 1000 bags/case	1000 each
8900-1K-S	Crimplok Connector, SC SM, 126 µm	1/bag, 1000 bags/case	1000 each
8901-1K-S	Crimplok Connector, ST SM, 126 µm	1/bag, 1000 bags/case	1000 each
6955	Crimplok Termination Kit	1/case	1 each
6955-P	Polishing Tool	1/case	1 each
6955-T	Activation Tool, ST/SC	1/case	1 each
6112	ST Multimode Simplex Coupling	1/bag, 60 bags/case	60 each
6113	ST Multimode Duplex Coupling	1/bag, 60 bags/case	60 each
6310	SC Multimode Simplex Coupling	1/bag, 60 bags/case	60 each
6313	SC Multimode Duplex Coupling	1/bag, 60 bags/case	60 each
8113	ST Single-mode Duplex Coupling	1/bag, 60 bags/case	60 each
8119	ST Single-mode Simplex Coupling	1/bag, 60 bags/case	60 each
8310	SC Single-mode Simplex Coupling	1/bag, 60 bags/case	60 each
8313	SC Single-mode Duplex Coupling	1/bag, 60 bags/case	60 each



3M™ Crimplok™ Activation Tool 6955-T



3M™ Crimplok™ Termination Kit 6955



Tools for the Crimplok Connector are stored in a small tool pouch.



3M and Crimplok are trademarks of 3M Company. All other trademarks used herein are trademarks of their respective owners. Kevlar is a registered trademark of E.I. DuPont DeNemours & Co.

### Important Notice

All statements, technical information, and recommendations related to 3M's products are based on information believed to be reliable, but the accuracy or completeness is not guaranteed. Before using this product, you must evaluate it and determine if it is suitable for your intended application. You assume all risks and liability associated with such use. Any statements related to the product which are not contained in 3M's current publications, or any contrary statements

contained on your purchase order shall have no force or effect unless expressly agreed upon, in writing, by an authorized officer of 3M.

**Warranty; Limited Remedy; Limited Liability.** This product will be free from defects in material and manufacture for a period of 12 months from the time of purchase. 3M MAKES NO OTHER WARRANTIES INCLUDING, BUT NOT LIMITED TO, ANY IMPLIED WARRANTY OF MERCHANTABILITY OR FITNESS FOR

A PARTICULAR PURPOSE. If this product is defective within the warranty period stated above, your exclusive remedy shall be, at 3M's option, to replace or repair the 3M product or refund the purchase price of the 3M product. Except where prohibited by law, 3M will not be liable for any loss or damage arising from this 3M product, whether indirect, special, incidental or consequential regardless of the legal theory asserted.



### Communication Markets Division 3M Telecommunications

6801 River Place Blvd.  
Austin, TX 78726-9000  
800/426 8688  
Fax 800/626 0329  
www.3MTelecommunications.com

Please recycle

Litho in USA.  
© 3M 2007 80-6113-1573-2



Компания «ЭлектроПласт» предлагает заключение долгосрочных отношений при поставках импортных электронных компонентов на взаимовыгодных условиях!

Наши преимущества:

- Оперативные поставки широкого спектра электронных компонентов отечественного и импортного производства напрямую от производителей и с крупнейших мировых складов;
- Поставка более 17-ти миллионов наименований электронных компонентов;
- Поставка сложных, дефицитных, либо снятых с производства позиций;
- Оперативные сроки поставки под заказ (от 5 рабочих дней);
- Экспресс доставка в любую точку России;
- Техническая поддержка проекта, помощь в подборе аналогов, поставка прототипов;
- Система менеджмента качества сертифицирована по Международному стандарту ISO 9001;
- Лицензия ФСБ на осуществление работ с использованием сведений, составляющих государственную тайну;
- Поставка специализированных компонентов (Xilinx, Altera, Analog Devices, Intersil, Interpoint, Microsemi, Aeroflex, Peregrine, Syfer, Eurofarad, Texas Instrument, Miteq, Cobham, E2V, MA-COM, Hittite, Mini-Circuits, General Dynamics и др.);

Помимо этого, одним из направлений компании «ЭлектроПласт» является направление «Источники питания». Мы предлагаем Вам помощь Конструкторского отдела:

- Подбор оптимального решения, техническое обоснование при выборе компонента;
- Подбор аналогов;
- Консультации по применению компонента;
- Поставка образцов и прототипов;
- Техническая поддержка проекта;
- Защита от снятия компонента с производства.



#### Как с нами связаться

**Телефон:** 8 (812) 309 58 32 (многоканальный)

**Факс:** 8 (812) 320-02-42

**Электронная почта:** [org@eplast1.ru](mailto:org@eplast1.ru)

**Адрес:** 198099, г. Санкт-Петербург, ул. Калинина, дом 2, корпус 4, литера А.