



Recommended Noise Filter
NAC-06-472



High voltage pulse noise type : NAP series
Low leakage current type : NAM series
*The Noise Filter is recommended to connect with several devices.

- ① Series name
- ② Output wattage
- ③ Universal input
- ④ Output voltage
- ⑤ Optional *1
- G : Low leakage current
- R : with Remote ON/OFF
- S : with Chassis
- SN : with Chassis & cover
- T : Vertical terminal block
- U : Operating stop voltage is set at a lower value
- Z : with ZT

| | | | |
|-----------|--------------------|-------------------|-------------------|
| MODEL | LEP150F-24 | LEP150F-36 | LEP150F-48 |
| DC OUTPUT | +24V 6.3(Peak 12)A | +36V 4.2(Peak 8)A | +48V 3.2(Peak 6)A |

SPECIFICATIONS

| | MODEL | LEP150F-24 | LEP150F-36 | LEP150F-48 | |
|------------------------------------|--|--|-------------------|------------------|-----------------|
| INPUT | VOLTAGE[V] | AC85 - 264 1 φ or DC 120 - 370 | | | |
| | CURRENT[A] | ACIN 100V | 2.0typ (Io=100%) | | |
| | | ACIN 200V | 1.0typ (Io=100%) | | |
| | FREQUENCY[Hz] | 50/60 (47 - 63) or DC | | | |
| | EFFICIENCY[%] | ACIN 100V | 82typ (Io=100%) | 83typ (Io=100%) | 84typ (Io=100%) |
| | | ACIN 200V | 85typ (Io=100%) | 86typ (Io=100%) | 87typ (Io=100%) |
| | POWER FACTOR | ACIN 100V | 0.98typ (Io=100%) | | |
| ACIN 200V | | 0.93typ (Io=100%) | | | |
| INRUSH CURRENT[A] | ACIN 100V | 15typ (Io=100%) (At cold start) (Ta=25°C) | | | |
| | ACIN 200V | 30typ (Io=100%) (At cold start) (Ta=25°C) | | | |
| LEAKAGE CURRENT[mA] | 0.75max (60Hz, According to IEC60950 and DEN-AN) | | | | |
| OUTPUT | VOLTAGE[V] | +24 | +36 | +48 | |
| | CURRENT[A] | *2 0 - 6.3 (Peak 12) | 0 - 4.2 (Peak 8) | 0 - 3.2 (Peak 6) | |
| | WATTAGE[W] | 151.2 (Peak 288) | 151.2 (Peak 288) | 153.6 (Peak 288) | |
| | LINE REGULATION[mV] | 48max | 48max | 48max | |
| | LOAD REGULATION[mV] | 76max | 90max | 150max | |
| | RIPPLE[mVp-p] | 0 to +45°C *3 | 120max | 120max | 150max |
| | | -10 - 0°C *3 | 160max | 160max | 300max |
| | RIPPLE NOISE[mVp-p] | 0 to +45°C *3 | 150max | 150max | 250max |
| | | -10 - 0°C *3 | 180max | 180max | 350max |
| | TEMPERATURE REGULATION[mV] | 0 to +45°C | 120max | 150max | 240max |
| | | -10 to +45°C | 145max | 180max | 300max |
| | DRIFT[mV] | *4 48max | 48max | 48max | |
| | START-UP TIME[ms] | 500max (ACIN 100V, Io=100%) | | | |
| | HOLD-UP TIME[ms] | 20typ (ACIN 100V, Io=100%) | | | |
| OUTPUT VOLTAGE ADJUSTMENT RANGE[V] | 21.4 - 26.4 | 26.4 - 39.6 | 39.6 - 52.8 | | |
| OUTPUT VOLTAGE SETTING[V] | 23.0 - 25.0 | 35.0 - 37.0 | 46.0 - 50.0 | | |
| PROTECTION CIRCUIT AND OTHERS | OVERCURRENT PROTECTION | Works over 101% of peak current and recovers automatically | | | |
| | OVERVOLTAGE PROTECTION | Works at 115 - 140% of rating | | | |
| | REMOTE ON/OFF | Option (Refer to Instruction Manual) | | | |
| ISOLATION | INPUT-OUTPUT - RC | *5 AC3.000V 1minute, Cutoff current = 10mA, DC500V 50MΩ min (At Room Temperature) | | | |
| | INPUT-FG | AC2.000V 1minute, Cutoff current = 10mA, DC500V 50MΩ min (At Room Temperature) | | | |
| | OUTPUT - RC-FG | *5 AC500V 1minute, Cutoff current = 100mA, DC500V 50MΩ min (At Room Temperature) | | | |
| | OUTPUT-RC | *5 AC100V 1minute, Cutoff current = 100mA, DC100V 10MΩ min (At Room Temperature) | | | |
| ENVIRONMENT | OPERATING TEMP., HUMID. AND ALTITUDE | -10 to +70°C, 20 - 90%RH (Non condensing) (Refer to DERATING CURVE), 3,000m (10,000feet) max | | | |
| | STORAGE TEMP., HUMID. AND ALTITUDE | -20 to +75°C, 20 - 90%RH (Non condensing), 9,000m (30,000feet) max | | | |
| | VIBRATION | 10 - 55Hz, 19.6m/s ² (2G), 3minutes period, 60minutes each along X, Y and Z axis | | | |
| SAFETY AND NOISE REGULATIONS | IMPACT | 196.1m/s ² (20G), 11ms, once each X, Y and Z axis | | | |
| | AGENCY APPROVALS | UL60950-1, C-UL(CSA60950-1), EN60950-1, EN50178 Complies with DEN-AN and IEC60950-1 (At only AC input) | | | |
| | CE MARKING | Low Voltage Directive, EMC Directive | | | |
| | CONDUCTED NOISE | Complies with FCC-B, CISPR22-B, EN55022-B, VCCI-B | | | |
| OTHERS | HARMONIC ATTENUATOR | Complies with IEC61000-3-2 | | | |
| | CASE SIZE/WEIGHT | 85 x 40 x 222mm (W x H x D) /490g max (without chassis and cover) | | | |
| | COOLING METHOD | Convection | | | |

*1 Specification is changed at option, refer to Instruction Manual 6.
 *2 Peak loading for 10sec. And Duty 35% max, refer to Instruction Manual 5. In detail.
 *3 This is the value that measured on measuring board with capacitor of 22 μF within 150mm from output terminal. Measured by 20MHz oscilloscope or Ripple-Noise meter (Equivalent to KEISOKU-GIKEN: RM101).
 *4 Drift is the change in DC output for an eight hour period after a half-hour warm-up at 25°C, with the input voltage held constant at the rated input/output.

*5 Applicable when remote control (optional) is added.
 * Parallel operation with other model is not possible.
 * Derating is required when operated with chassis and cover.
 * A sound may occur from power supply at peak loading.

External view



| I / O Connector | Mating Connector | Terminal |
|---------------------|------------------|----------|
| CN1 | B3P5-VH | VHR-5N |
| CN2 | B8P-VH | VHR-8N |
| CN3 (Option) | B2B-XH-A | XHP-2 |
| CN4 (Option) | B3B-XH-A | XHP-3 |

| CN1 | |
|---------|-------|
| Pin No. | Input |
| 1 | AC(L) |
| 2 | AC(N) |
| 3 | AC(N) |
| 4 | AC(N) |
| 5 | FG |

〈PIN CONNECTION〉

| CN2 | |
|------------|--------|
| Pin No. | Output |
| 1, 2, 3, 4 | -V |
| 5, 6, 7, 8 | +V |

| CN3 (Option) | |
|--------------|---------------|
| Pin No. | Remote ON/OFF |
| 1 | RC(+) |
| 2 | RC(-) |

| CN4 (Option) | |
|--------------|-----|
| Pin No. | -Z□ |
| 1 | + |
| 2 | COM |
| 3 | - |

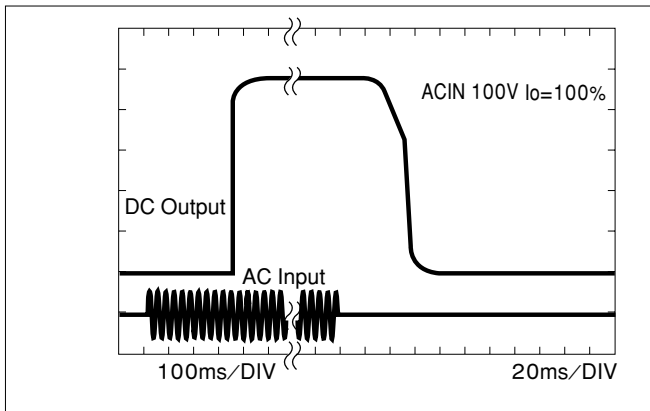
- ※Weight: 490g or less (Without chassis and cover)
- ※Tolerance: ±1
- ※Dimensions in mm.
- ※PCB Material : CEM3
- ※Chassis and cover is optional.
- ※Mounting torque: 1.5N·m(16kgf·cm)max

(Mfr: J.S.T.)

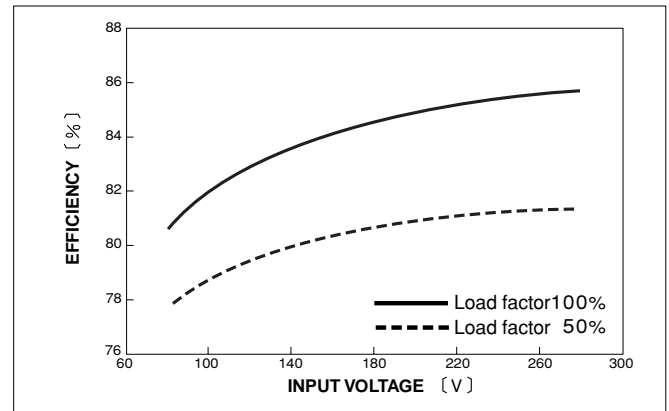
※Keep drawing current per pin below 5A(7A at peak load)for CN2

Performance data

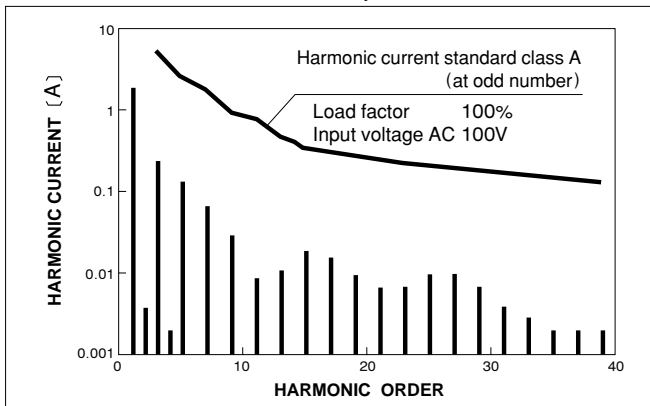
RISE TIME & FALL TIME (LEP150F-24)



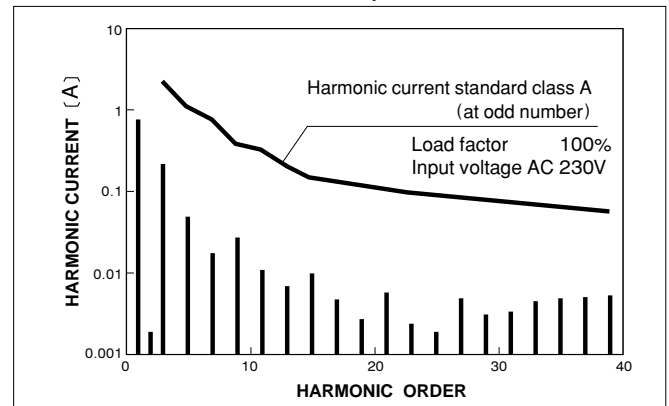
EFFICIENCY (LEP150F-24)



INPUT HARMONIC CURRENT (LEP150F-24)



INPUT HARMONIC CURRENT (LEP150F-24)



Distribution:

RSG Electronic Components GmbH ▪ Spremlinger Landstr. 115 ▪ D-63069 Offenbach/Germany
Tel. +49 69 984047-0 ▪ Fax +49 69 984047-77 ▪ info@rsg-electronic.de ▪ www.rsg-electronic.de

Änderungen vorbehalten / subject to change without notice



Компания «ЭлектроПласт» предлагает заключение долгосрочных отношений при поставках импортных электронных компонентов на взаимовыгодных условиях!

Наши преимущества:

- Оперативные поставки широкого спектра электронных компонентов отечественного и импортного производства напрямую от производителей и с крупнейших мировых складов;
- Поставка более 17-ти миллионов наименований электронных компонентов;
- Поставка сложных, дефицитных, либо снятых с производства позиций;
- Оперативные сроки поставки под заказ (от 5 рабочих дней);
- Экспресс доставка в любую точку России;
- Техническая поддержка проекта, помощь в подборе аналогов, поставка прототипов;
- Система менеджмента качества сертифицирована по Международному стандарту ISO 9001;
- Лицензия ФСБ на осуществление работ с использованием сведений, составляющих государственную тайну;
- Поставка специализированных компонентов (Xilinx, Altera, Analog Devices, Intersil, Interpoint, Microsemi, Aeroflex, Peregrine, Syfer, Eurofarad, Texas Instrument, Miteq, Cobham, E2V, MA-COM, Hittite, Mini-Circuits, General Dynamics и др.);

Помимо этого, одним из направлений компании «ЭлектроПласт» является направление «Источники питания». Мы предлагаем Вам помощь Конструкторского отдела:

- Подбор оптимального решения, техническое обоснование при выборе компонента;
- Подбор аналогов;
- Консультации по применению компонента;
- Поставка образцов и прототипов;
- Техническая поддержка проекта;
- Защита от снятия компонента с производства.



Как с нами связаться

Телефон: 8 (812) 309 58 32 (многоканальный)

Факс: 8 (812) 320-02-42

Электронная почта: org@eplast1.ru

Адрес: 198099, г. Санкт-Петербург, ул. Калинина, дом 2, корпус 4, литера А.