

Neutrik® Part Number Guide

NC3FAH1-B-0-D

	Packaging:	D	Cable connector: bulk packed
	Assembly:	D	Chassis connector: disassembled push latch
	Retention:	w/o	Latch lock
		-0	Retention spring
	Shell:	B	Black shell, gold contacts
		BAG	Black shell, silver contacts
	Grounding:	0	Separate ground contact connected to shell, male only
		1	Pin 1 & panel & shell connected, no separate ground contact
		2	Separate ground contact connected to shell & panel, separate Pin 1
		E	Additional ground contacts
		w/o number	No ground / shell contact (except 4 / 5 pole), female only
	Termination:	H	Horizontal PCB mount
HL		Lateral left PCB mount	
HR		Lateral right PCB mount	
L		Solder cups	
V		Vertical PCB mount	
Y		IDC for wires (no ground)	
M3		Mounting holes with M3 thread	
M25		Mounting holes with M2.5 thread	
-		Not applicable	
Series:	A, AA, B, BA, D, DL, DLX, MPR, P, PX, RX, X, XX		
Gender:	F	Female	
	M	Male	
Number of Contacts:	3, 4, 5, 6, 7, 8, 12		
Connector Type:	A	Adapter	
	AC	powerCON	
	B	BNC	
	C	XLR	
	D	dummyPLUG	
	E	RJ45	
	F	RCA / CINCH	
	J (MJ, RJ, SJ)	Jack	
	K	Cable Assemblies	
	L	Loudspeaker	
	M	Modules	
	O	Fiber Optic Connector	
	P	Plugs	
	PP	Patch Panel	
	R	Circular Connector	
	T	Transformer	

Definitions, Abbreviations & Useful Information see page 162.



XLR Connectors

Content	Page
Cable Connectors:	
XX Series	12
EMC-XLR Series	12
RX Series	13
XX-HE Series	13
XX-14 Series	14
XX Crimp Series	14
crystalCON	15
convertCON	15
XX-HD Series	16
X Series	16
X-HD Series	17
XCC Series	17
FXS Series	18
FX-SPEC Series	18
Technical Data	19
Ordering Information	21
Receptacles:	
A Series	23
AA Series	23
B Series	24
BA Series	24
A/B Series 5-pole switch	25
D Series	25
DL Series	26
DLX Series	26
DLX Crimp Series	27
EMC Series	27
MPR-HD Series	28
P Series	28
Combo Series	29
Combo A Series	30
Accessories	31
Technical Data	32
Ordering Information A/AA Series	34
Ordering Information B/BA Series	35
Ordering Information D / DL / DLX / DLX Crimp	35
Ordering Information EMC / P / MPR-HD	36
Ordering Information Combo / Combo A Series	36
Panel Cutouts, Assembly Tools	36





Introduction


Neutrik XLR connectors are the most well known series of products manufactured by Neutrik, and have provided the professional audio industry a simple, yet striking, concept in connector features. We introduced our first XLR product more than 30 years ago. Today it is the accepted standard worldwide.

XLR connectors are part of almost every aspect of professional audio; as a microphone connector, in lighting systems, and found in almost any piece of sound equipment in the entertainment industry. The outstanding success of our XLR products is Neutrik's blend of innovation with the highest quality performance.

XLR Cable Connectors



Ergonomic latch design



Neutrik hologram



Inside view



Circumferential ground shield contact

XX Series



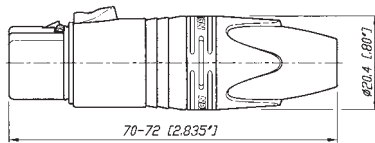
NC3FXX



NC6MXX-B

- The next generation of the worldwide accepted standard
- Unique cage type female contact - increases conductivity
- Female contact with "solder stop" for ease soldering
- Male connector without locking "window" - more robust housing, increases durability
- Improved chuck type strain relief - increases retention force and makes assembly easier and faster
- New ground contact - excellent contact integrity between chassis and cable connector
- Customized branding using translucent ring
- Sleek and ergonomic design - valuable and handy
- Unique hologram – guarantees genuineness and protects against counterfeits
- Internal thread on shell is well protected against any damage

NC*FXX



NC*MXX



*: 3 - 7 contacts

EMC-XLR Series

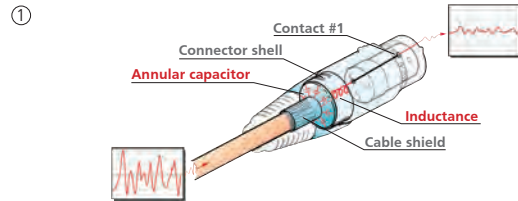


NC3FXX-EMC

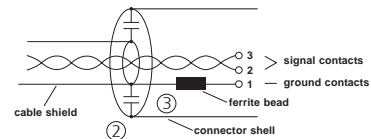


NC3MXX-EMC

- 3-pole male / female XLR cable connector with integrated capacitive shield to shell connection to avoid RF-interference and LF-noise
- 360° shield contact on female connector ensures best possible shielding and chassis contact
- Patent



- ① Design guarantees a continuous RF-shield connection but avoids ground loops (no LF-shield connection)
- ② Circular capacitor enables low-inductive shield connection to connector housing
- ③ Cable shield - PIN 1 connection includes EMI suppression bead (blocks high frequencies)



XLR Cable Connectors



Right angle male connector



High temperature resistant insulator



Velour chromium housing

RX Series



NC3FRX-BAG



Outlet position

- Right angle version of the XX Series - only 20 mm wide
- Extra slim right-angle connector
- Neutrik chuck type strain relief
- 5 selectable cable outlet positions

XX-HE Series



NC3FXX-HE



NC3MXX-HE

- Exclusive "High End" version of standard XX Series
- Premium velour chromium plating provides soft satin finish
- Extra high temperature resistant insulator material rated to 280°C (536°F), flammability UL94V-0
- Machined female contacts standard
- Insert is dark grey to distinguish it from standard XX-Series insulators
- Flammability UL 94V-0

NC*FRX



NC*MRX



*: 3 - 7 contacts

NC3FXX-HE



NC3MXX-HE





Large cable outlet



Ergonomic latch design



Neutrik hologram design

XX-14 Series



NC3FXX-14



NC3MXX-14-B

- Special version of the XX Series XLR cable connector for large diameter cables
- Incorporates all the features of the XX product series
- Rear boot features large opening for use with cable O.D. 8.0 - 10.0 mm
- Bulk packed; must be ordered in multiples of 100

XX Crimp Series



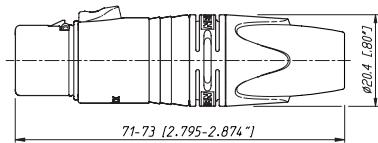
NC3FXX-HA-BAG



NC3MXX-HA

- 3 pin XX Series with crimp contacts
- Accommodates wire size AWG 24 - 22 or 0.22 – 0.34 mm²
- Utilize standard B-type crimp tool (acc. IEC 60352-2)
- Absolute leadfree and solderless connection:
 - RoHs compliance
 - health and eco-friendly
- Fast and easy assembly
- Gas-tight connection offers a constant contact resistance
- Ideal solution for field and on-site termination

NC3FXX-14



NC3FXX-HA




NC3MXX-14



NC3MXX-HA





Crystal stones



convertCON position male - female

crystalCON



NC3FXX-B-CRYSTAL

NC3MXX-B-CRYSTAL

- 3 pole XLR XX-Series embellished with CRYSTALLIZED™ – Swarovski Elements
- Exclusively with gold plated contacts, and black chrome housing
- Fancy, noble, valuable, attractive package - an eye-catcher
- With all benefits of the XLR XX-Series

convertCON



NC3FM-C-B

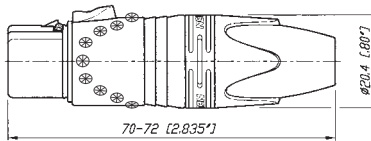
NC3FM-C

- World's first Unisex XLR Cable Connector
- 3 pole male and female cable connector in one housing
- Easy selectable gender - converted by sliding housing back and forth
- Substitute adapters, ideal as an emergency kit
- Exclusively with gold plated contacts
- With all benefits of the XLR XX-Series

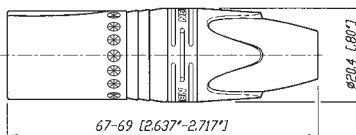


Convert male - female and vice versa

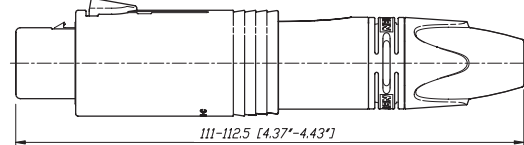
NC3FXX-B-CRYSTAL



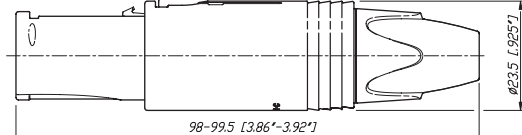
NC3MXX-B-CRYSTAL



NC3FM-C: Position Female



NC3FM-C: Position Male




XLR Cable Connectors



Rubber sealing protection



Neutrik original design



Female locking



Male metal locking window



XX-HD Series



NC3FXX-HD-D

NC3MXX-HD-B-D

- "Heavy duty" cable connector for outdoor use
- Rubber sealing jacket protects against water ingress and mechanical shock
- Dust and water resistant according IP 67 in mated condition
- NC3FXX-HD mates with NC3MPR-HD chassis connector and NC3MXX-HD cable connector
- Gold contacts
- Chuck type strain relief system for secure clamping of cables
- Rugged zinc diecast shell, longlasting and dependable

NC3FXX-HD-D



NC3MXX-HD-D



X Series



NC3FX

NC3MX + BSX-5

- The XLR connector standard worldwide
- Available in 3 - 7 pin configurations including 6 pin Switchcraft® configuration
- Assembly is quick and easy – no screws or special tools required
- Unique Neutrik chuck type internal strain relief
- Female shell has rubber ring for secure mating to male XLR or microphone
- Sleek profile and compact design
- Rugged diecast shell
- UL Recognized components

NC*FX



NC*MX



*: 3 - 7 contacts





Rubber sealing protection



Metal bushing



Coding ring

X-HD Series

XCC Series



NC5FX-HD



NC4MX-HD



NC3FXCC

- "Heavy duty" cable connectors for outdoor use
- All metal design, male stainless steel
- NC*FX-HD mates with NC*MPR-HD chassis connector and NC*MX-HD
- Dust and water resistant according IP 65 in mated condition
- Available in 3 - 5 pin configuration
- Metal bushing including O-ring

- Coaxial ground spring and hex crimp ferrule at cable entrance allows continuous (360°) ground connection to the shell which is essential when transmitting low level audio signals
- Includes Zebra coding ring to indicate digital AES signals
- Ground contact uses 6.5 mm (.255") size "E" hex crimp (IEC 60803). Use part # HX-R-BNC with DIE-R-BNC-PT

NC*FX-HD



NC3FXCC



NC*MX-HD



NC3MXCC



*: 3 - 5 contacts



Switch activating ring



Locking ring

FXS Series

FX-SPEC Series



NC3FXS



NC3FXS-B



NC3FX-SPEC

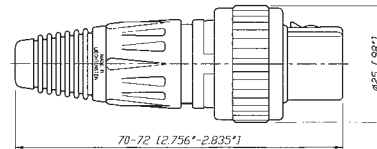
- Available exclusively in a 3 pin female configuration
- Features a noiseless ON/OFF switch which shorts pins 2 and 3 together muting the signal voltage between conductors
- For use with a microphone that does not have its own On/Off switch
- Rugged zinc diecast shell, long lasting and durable
- Chuck type strain relief system for secure clamping of cables
- Boot with rubber gland gives high protection against bending stresses

- Available in a 3 pin female standard configuration with Gold plated contacts
- Features a locking ring which is secured with a M2.5 screw and 1.27 mm allen wrench
- Offers the highest security protection for your microphones
- Protects against accidental disconnects and theft
- Black chrome housing and locking ring
- Eliminates movements and noises

NC3FXS



NC3FX-SPEC



Specification	XX & XX-14 & CRYSTAL	EMC Series	XX-HD Series	XX-HE Series	RX Series	XX Crimp Series	convert- CON Series
Electrical							
Number of contacts	3 - 7 ¹⁾	3	3	3	3 - 7	3	3
Contact resistance	≤ 3 mΩ	●	●	●	●	●	●
Insulation resistance - initial:	> 2 GΩ	●	●	●	●	●	●
- after damp heat test:	> 1 GΩ	●	●	●	●	●	●
Dielectric strength	1.5 kV dc	●	●	●	●	●	●
Cable shield-shell connection	choosable	●	-	●	●	●	●
	determined	-	capacitive	-	-	-	-
Shielding effectiveness	> 55 dB @ 1.3 GHz	-	●	-	-	-	-
Lossy ferrite bead on PIN 1		-	●	-	-	-	-
Rated current per contact @ 35°C							
3 pole: 16 A		5 A	●	●	●	1 A	●
4 pole: 10 A		-	-	-	●	-	-
5, 6 pole: 7.5 A		-	-	-	●	-	-
7 pole: 5 A		-	-	-	●	-	-
Capacitance between contacts							
3 pole: ≤ 4 pF		●	●	●	●	●	●
4, 5, 6 pole: ≤ 7 pF		●	-	-	●	-	-
7 pole: ≤ 9 pF		●	-	-	●	-	-
Rated Voltage	50 V ac	●	●	●	●	●	●
Mechanical							
Lifetime > 1'000 cycles		●	●	●	●	●	●
Insertion / withdrawal force ≤ 20 N		●	●	●	●	●	●
Cable O.D. range	3.5 - 8.0 mm	● ²⁾	●	6.0 - 8.0 mm	●	●	●
Max. wire size	3 pole: 2.5 mm ² / AWG 14	●	AWG 20	●	●	-	●
	4 pole: 1.5 mm ² / AWG 16	●	-	-	●	-	-
	5, 6, 7 pole: 1.0 mm ² / AWG 18	●	-	-	●	-	-
Crimp tool: 6.5 mm Hex die (size "E" acc. to IEC 60352-2)		-	-	-	-	●	-
Crimp XX:	0.22 - 0.34 mm ² / AWG 24 - 22	-	-	-	-	●	-
Material							
Shell	Zinc diecast (ZnAl4Cu1)	●	●	-	●	●	●
	Stainless steel	-	-	-	-	-	-
Shell plating	gal Ni or black Cr	●	gal Ni	-	velour Cr	●	●
Insert	Polyamide PA 6.6 30% GR	●	●	●	PPS 40% GR	●	●
Contacts - female 3 pole:	Bronze (CuSn8)	●	●	●	●	●	●
- female 4 - 7 pole & male:	Brass (CuZn39Pb3)	●	●	●	●	-	-
Contact surface	Silver gal 2 μm Ag	●	-	-	-	●	-
	Gold gal 0.2 μm Au hard alloy over 2 μm Ni	●	●	●	●	-	●
Latch lock St3K32 (latch) / Ck 67 (spring)		-	-	-	-	-	-
	Zinc diecast (ZnAl4Cu1) / CK67 (Spring)	●	●	●	●	●	●
Strain-relief clamp	POM	●	●	●	●	●	●
Bushing	PA / PU	●	●	●	●	●	●
Circumferential ground spring	Bronze (CuSn6), Ni plated	-	●	-	-	-	-
Crimp ferrule	Brass (CuZn39Pb3), Ni plated	-	-	-	-	-	-
Coding ring	Polyamide PA 6 15% GR	-	-	-	-	-	-
Sealing jacket	EPDM	-	-	●	-	-	-
Securing ring	Brass (CuZn39Pb3)	-	-	-	-	-	-
Environmental							
Operating temperature	-30°C to +80°C	●	●	●	●	●	●
Flammability	UL 94 HB	●	●	●	V-0	●	●
Protection class	IP 40	●	●	IP 67	●	●	●
Solderability complies with IEC 68-2-20		●	●	●	●	●	●
Manufacturing Standard IEC 61076-2-103		●	●	●	●	●	●

¹⁾: XX-14, CRYSTAL: 3 pole

²⁾: XX-14: Cable O.D. 8.0 - 10.0 mm

Specification	X Series	XCC Series	X-HD Series	FXS Series	FX-SPEC Series
Electrical					
Number of contacts	3 - 7	3	3 - 5	3	3
Contact resistance	≤ 3 mΩ	●	●	●	●
Insulation resistance - initial:	> 2 GΩ	●	●	●	●
- after damp heat test:	> 1 GΩ	●	●	●	●
Dielectric strength	1500 V dc	●	●	●	●
Cable shield-shell connection	choosable	●	-	●	-
	determined	-	crimp	-	-
Shielding effectiveness	> 55 dB @ 1.3 GHz	-	●	-	-
Lossy ferrite bead on PIN 1		-	-	-	-
Rated current per contact @ 35°C					
3 pole:	16 A	●	●	●	●
4 pole:	10 A	●	-	●	-
5, 6 pole:	7.5 A	●	-	●	-
7 pole:	5 A	●	-	-	-
Capacitance between contacts					
3 pole:	≤ 4 pF	●	●	●	●
4, 5, 6 pole:	≤ 7 pF	●	-	●	-
7 pole:	≤ 9 pF	●	-	-	-
Rated Voltage	50 V ac	●	●	●	●
Mechanical					
Lifetime > 1'000 cycles		●	●	●	●
Insertion / withdrawal force ≤ 20 N		●	●	●	●
Cable O.D. range	3.5 - 8.0 mm	●	5.4 - 6.2 mm	●	3.5 - 7.0 mm
Max. wire size	3 pole: 2.5 mm ² / AWG 14	●	●	●	●
	4 pole: 1.5 mm ² / AWG 16	●	-	●	-
	5, 6, 7 pole: 1.0 mm ² / AWG 18	●	-	●	-
Crimp tool: 6.5 mm Hex die (size "E" acc. to IEC 60803)		-	●	-	-
Crimp XX:	0.22 - 0.34 mm ² / AWG 24 - 22	-	-	-	-
Material					
Shell	Zinc diecast (ZnAl4Cu1)	●	●	female	●
	Stainless steel	-	-	male	-
Shell plating	gal Ni or black Cr	-	●	female	●
Insert	Polyamide PA 6.6 30% GR	●	●	●	●
Contacts - female 3 pole:	Bronze (CuSn8)	●	●	●	●
- female 4 - 7 pole & male:	Brass (CuZn39Pb3)	●	●	●	-
Contact surface	Silver gal 2 μm Ag	●	●	Au	●
	or Gold gal 0.2 μm Au hard alloy over 2 μm Ni				Au
Latch lock St3K32 (latch) / Ck 67 (spring)		●	●	●	●
	Zinc diecast (ZnAl4Cu1)	-	-	-	-
Strain-relief clamp	POM	●	●	●	●
Bushing	PA / PU	●	●	PU	●
Circumferential ground spring	Bronze (CuSn6), Ni plated	-	●	-	-
Crimp ferrule	Brass (CuZn39Pb3), Ni plated	-	●	-	-
Coding ring	Polyamide PA 6 15% GR	-	●	-	-
Sealing jacket	EPDM	-	-	●	-
Securing ring	Brass (CuZn39Pb3)	-	-	-	●
Environmental					
Operating temperature	-30°C to +80°C	●	●	●	●
Flammability	UL 94 HB	●	●	●	●
Protection class	IP 40	●	●	IP 65	●
Solderability complies with IEC 68-2-20		●	●	●	●
Manufacturing Standard IEC 61076-2-103		●	●	●	●

Ordering Information for Cable Connectors

Female	Male	Shell	Contact - plating	3 pole	4 pole	5 pole	6 pole	7 pole
XX Series								
NC*FXX	NC*MXX	Nickel	Silver	●	●	●	●	●
NC*FXX-B	NC*MXX-B	Black Cr	Gold	●	●	●	●	●
NC*FXX-BAG	NC*MXX-BAG	Black Cr	Silver	●	●	●	●	●
NC3FXX-**-D ¹	NC3MXX-**-D ¹	Nickel / Black Cr	Silver / Gold	●	-	-	-	-
NC6FSXX ²	NC6MSXX ²	Nickel	Silver	-	-	-	●	-
NC6FSXX-B ²	NC6MSXX-B ²	Black Cr	Gold	-	-	-	●	-
NC6FSXX-BAG ²	NC6MSXX-BAG ²	Black Cr	Silver	-	-	-	●	-
XX-EMC Series								
NC3FXX-EMC	NC3MXX-EMC	Nickel	Gold	●	-	-	-	-
NC3FXX-EMC-B	-	Black Cr	Gold	●	-	-	-	-
RX Series								
NC*FRX	NC*MRX	Nickel	Silver	●	●	●	●	●
NC*FRX-B	NC*MRX-B	Black Cr	Gold	●	●	●	●	●
NC*FRX-BAG	NC*MRX-BAG	Black Cr	Silver	●	●	●	●	●
XX-HE Series								
NC3FXX-HE	NC3MXX-HE	Velour Chromium	Gold	●	-	-	-	-
XX-14 Series								
NC3FXX-14-D	NC3MXX-14-D	Nickel	Silver	●	-	-	-	-
NC3FXX-14-B-D	NC3MXX-14-B-D	Black Cr	Gold	●	-	-	-	-
NC3FXX-14-BAG-D	NC3MXX-14-BAG-D	Black Cr	Silver	●	-	-	-	-
XX Crimp Series								
NC3FXX-HA	NC3MXX-HA	Nickel	Silver	●	-	-	-	-
NC3FXX-HA-BAG	NC3MXX-HA-BAG	Black Cr	Silver	●	-	-	-	-
convertCON Series								
	NC3FM-C	Nickel	Gold	●	-	-	-	-
	NC3FM-C-B	Black Cr	Gold	●	-	-	-	-
Crystal XLR								
NC3FXX-B-CRYSTAL	NC3MXX-B-CRYSTAL	Black Cr	Gold	●	-	-	-	-
XX-HD Series								
NC3FXX-HD-D	NC3MXX-HD-D	Nickel	Gold	●	-	-	-	-
NC3FXX-HD-B-D	NC3MXX-HD-B-D	Metal Black	Gold	●	-	-	-	-
Accessories and Assembly Tools								
Detailed information on page 31 and 36.								
* : Number of Contacts								
** : Nickel or Black								
-D ¹ : Bulk packed, to be ordered in multiples of 100 pcs.								
² : Switchcraft equivalent								

Ordering Information for Cable Connectors

Female	Male	Shell	Contact - plating	3 pole	4 pole	5 pole	6 pole	7 pole
X Series								
NC*FX	NC*MX	Nickel	Silver	●	●	●	●	●
NC*FX-B	NC*MX-B	Black Cr	Gold	●	●	●	●	●
NC*FX-BAG	NC*MX-BAG	Black Cr	Silver	●	●	●	●	●
NC3FX-**-D ¹	NC3MX-**-D ¹	Nickel / Black Cr	Silver / Gold	●	-	-	-	-
NC6FSX ²	NC6MSX ²	Nickel	Silver	-	-	-	●	-
NC6FSX-B ²	NC6MSX-B ²	Black Cr	Gold	-	-	-	●	-
NC6FSX-BAG ²	NC6MSX-BAG ²	Black Cr	Silver	-	-	-	●	-
X-HD Series								
NC*FX-HD	NC*MX-HD	Nickel	Gold	●	●	●	-	-
NC3FX-HD-B	NC3MX-HD-B	Metal Black	Gold	●	-	-	-	-
XCC Series								
NC3FXCC	NC3MXCC	Nickel	Gold	●	-	-	-	-
FXS Series								
NC3FXS	-	Nickel	Gold	●	-	-	-	-
NC3FXS-B	-	Black Cr	Gold	●	-	-	-	-
FX-SPEC Series								
NC3FX-SPEC	-	Black Cr	Gold	●	-	-	-	-

Accessories and Assembly Tools

Detailed information on page 31 and 36.

* : Number of Contacts

** : Nickel or Black

-D¹: Bulk packed, to be ordered in multiples of 100 pcs.

²: Switchcraft Equivalent



Colored coding ring



Lateral right PCB mount



Locking release tab



Ground contact

A Series



NC3FAH



NC3MAV

- Smallest XLR receptacles, highest packing density
- Plastic housing, steel retention lug
- Various grounding options
- "Tulip" type female contact design with high contact pressure
- Selective gold plated contact and PCB termination area for best conductivity and solderability
- Plastic housing flammability UL 94V-0

AA Series



NC3FAAV2



NC3MAAH-1

- Front panel cutout and PCB layout 100% compatible to the A Series
- Most cost-effective series
- "Tulip" type female contact design with high contact pressure
- Selective gold plated contact and PCB termination area for best conductivity and solderability
- Plastic housing flammability UL 94 HB



Grounding Options (A / AA / B / BA Series):

Female:

- 1: Pin 1 & Panel & Shell connected, no separate ground contact
- 2: Separate ground contact connected to shell & panel, separate Pin 1 w/o number: No ground / Shell contact (except 4 / 5 pole)

Male:

- w/o number: Separate ground contact connected to shell & panel, separate Pin 1
- 0: Separate ground contact, connected to shell, separate Pin 1
 - 1: Pin 1 & Panel & Shell connected, no separate ground contact



Circumferential metal ring



Front panel grounding



Tear drop contact design

B Series

BA Series



NC3FBV1



NC3MBV



NC3FBAV2

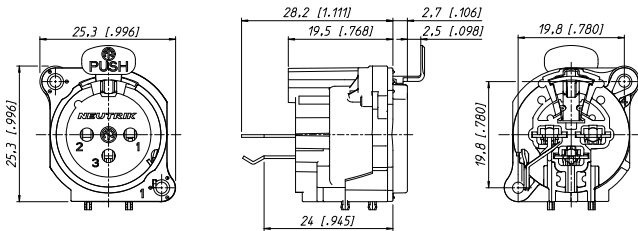


NC3MBAH

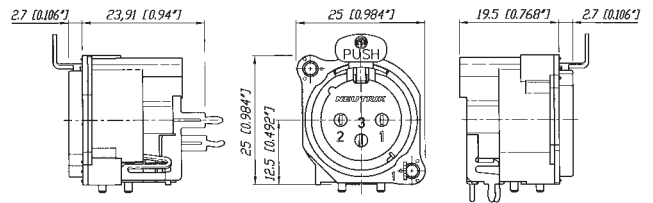
- The B Series XLR receptacle offers the same features as our A Series product line with the added feature of a metal ring
- Metal ring on shell (nickel or black) features complete EMC and RF protection
- Female versions available latchless
- Rear mount only
- "Tulip" type female contact
- Fastening with Nickel B-Screw-1-8

- Economical version of B-Series product with modified metal flange
- Available in 3, 4 and 5 pole version with nickel metal ring
- Rear mount only
- "Fork" type female contact
- Fastening with A-Screw-1-8

NC3FBV1

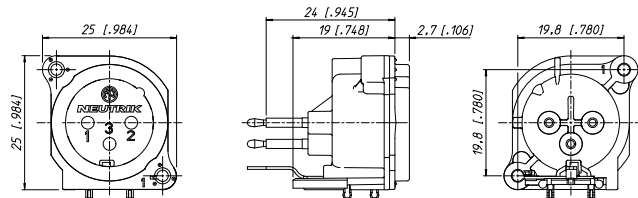


NC3FBAV

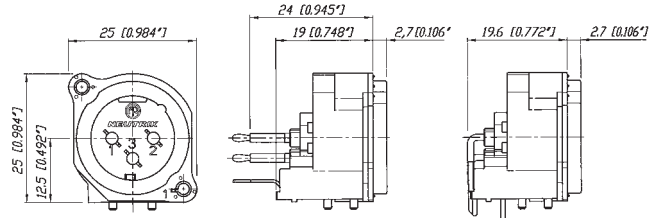


NC3FBAH

NC3MBV



NC3MBAV



NC3MBAH



Incorporated switch



Insert removable



A/B Series 5-pole switch



NC5FBV-SW



NC5MAV-SW

- A and B Series 5 pole connector with additional switch
- Normally open, normally closed (NO - NC) contact
- Switch activated by mating XLR cable connector
- Available in 5 pole, 3 or 4 pole on request

Inserting (Schematic):



NC5FAV-SW



NC5MBV-SW



D Series



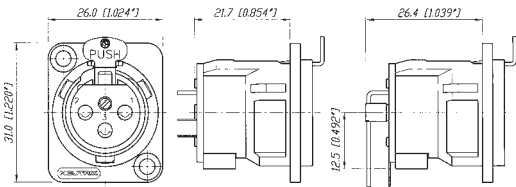
NC3FDM3-H-B



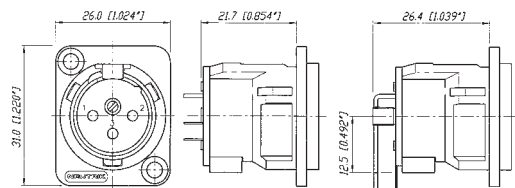
NC3MD-V

- "D" Shape metal shell
- Optimal RF protection using 3 shield contacts
- Horizontal and vertical PCB mount with separate ground contact
- Mounting holes with M3 threads available
- 2 piece connector, insert is removable from shell
- Front locked / unlocked insert
- Special version with screw termination

NC3FD-V / NC3FD-H



NC3MD-V / NC3MD-H





Locking release tab



Horizontal PCB mount



Ground shielding

DL Series

DLX Series



NC3FD-L-1



NC7MD-L-B-1



NC3FD-LX-HE

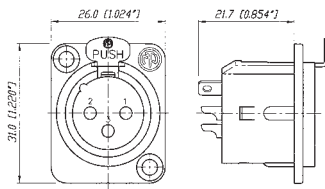


NC5MD-LX

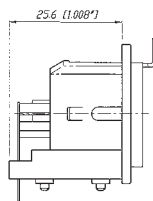
- Unified "D" metal shell
- Solder cups on 3 - 7 pole version
- Additional PCB mount on 4 and 5 pole
- Front and rear mountable

- Next generation of the popular DL Series with greater functionality
- All metal housing works in combination with a new duplex ground contact yielding the best RF protection and ground conductivity in a chassis mount XLR
- Male connector's retention bar replaces plastic design with all metal version
- Unique cage type female contacts on 3 pole version for increased conductivity
- Machined male and female contacts on four to seven pin versions
- D-style housing provides installation compatibility with industry standard D mounting dimensions

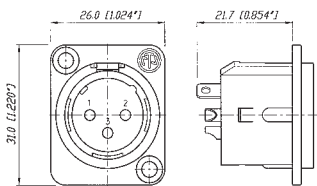
NC3FD-L-1



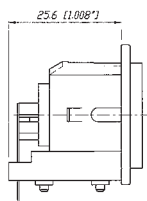
NC*FDM3-H



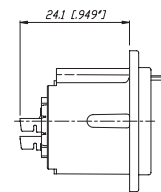
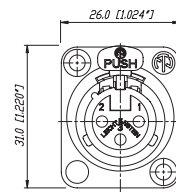
NC3MD-L-1



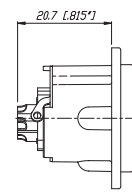
NC*MDM3-H



NC3FD-LX



NC*MD-LX



*: 3 - 5 contacts

*: 3 - 7 contacts



Crimp type contact



Circumferential ground spring

DLX Crimp Series



NC3FD-LX-HA



NC3MD-LX-BAG-HA

- 3 pole DLX Series with crimp contacts
- Accommodates wire size AWG 24 - 22 or 0.22 – 0.34 mm²
- Utilize standard B-type crimp tool (acc. IEC 60352-2)
- Absolute leadfree and solderless connection:
 - RoHs compliance
 - health and eco-friendly
- Fast and easy assembly
- Gas-tight connection offers a constant contact resistance
- Ideal solution for field and on-site termination

EMC Series

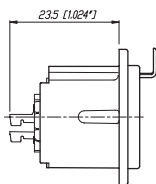
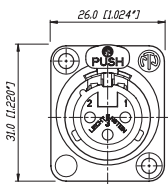


NC3FDX-EMC-SPEC

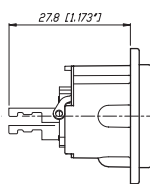
- 3 pole female XLR chassis connector with integrated capacitive shield to shell connection to avoid RF-interference and LF-noise
- 360° shield contact ensures best possible shielding and chassis contact
- D flange chassis for panel mount applications
- Includes the locking nut of the NC3FX-SPEC for secure fastening of a gooseneck for instance
- Special flange for large openings available
- Patent pending

Detailed information of RF-shielding see page 12 - EMC cable connector.

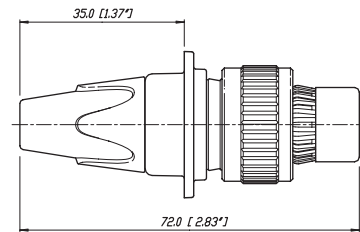
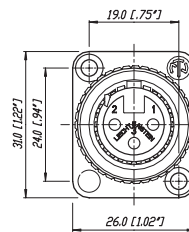
NC3FD-LX-HA



NC3MD-LX-HA



NC3FDX-EMC-SPEC





Sealing Gasket



Through hole fastening

MPR-HD Series



NC3MPR-HD



NC5MPR-HD

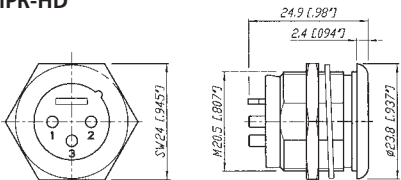
- IP 65 - in combination with NC*FX-HD cable connectors
- Perfect for outdoor applications
- Sealing gasket for water tight panel mount
- Gold plated contacts



NC5MPR-HD

NC5FX-HD

NC3MPR-HD



*: 3 - 5 contacts

P Series



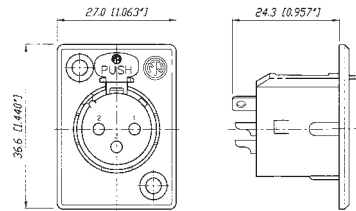
NC3FP-1



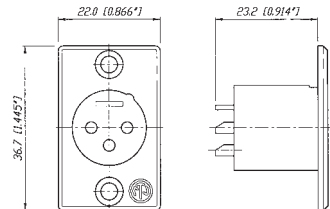
NC6MP-B

- Male and female available in 3-6 pin configurations; 7 pin versions available in female only
- Smallest available hard wiring receptacles with large solder cups
- Male and female use different mounting hole dimensions and do not fit in same mounting hole
- Front mountable only
- One piece version – insert is NOT removable from shell
- Short female receptacle
- Compatible with Switchcraft® DxM, DxP; Cannon XLRx31, XLRx32
- 6 pole female version available with Switchcraft contact arrangement

NC3FP-1



NC3MP





Front end design



Solder termination

Combo Series



NCJ9FI-V



NCJ10FI-S

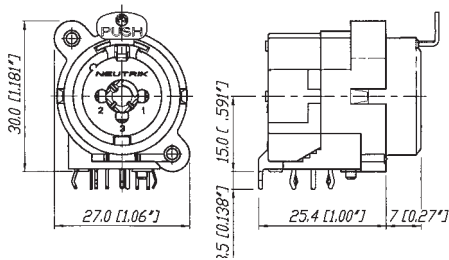
- Combined XLR receptacle and 1/4" phone jack
- Attractive "front end" design
- Saves rack space by combining 2 connectors in one housing
- Horizontal or vertical PCB mounting or hard wire soldering
- Fully normalised
- Stereo or mono version

- Very low conductor capacitance, therefore suitable for digital audio
- Fastening: Self-tapping Plastite® screws with thread 2.9 x 1.06 and tri-rondular configuration (A screw)

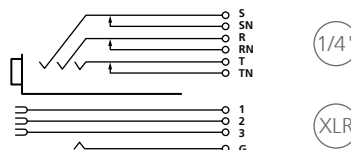


XLR receptacle or 1/4" phone jack

NCJ10FI-H



Wiring: Example of NCJ9FI-H





Horizontal PCB mount



Vertical PCB mount



Hologram


Combo A Series



NCJ6FA-V



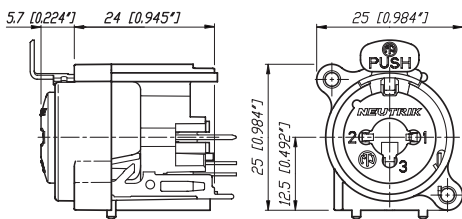
NCJ6FA-H-0



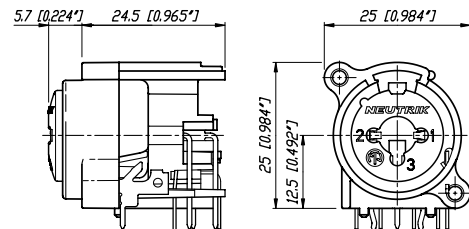
NCJ6FA-V-0

- Combined 3 pole XLR receptacle and 1/4" phone jack for balanced mic and line or instrument inputs in one XLR housing
- Dramatic space saving - 15% over the predecessor Combo
- Two connectors in one housing - substantial cost, material and labour saving
- Horizontal and vertical PCB mount available
- 3 pole female XLR combined with stereo TRS jack
- Very low conductor capacitance - ideal for digital audio
- Front panel cut-out compatible with Neutrik XLR A Series
- Branded with unique hologram - guarantees genuine and authentic Neutrik product

NCJ6FA-V



NCJ6FA-H



Colour Coded Accessories

Part No.	Description	Black	Brown	Red	Orange	Yellow	Green	Blue	Violet	Grey	White
		0	1	2	3	4	5	6	7	8	9
XLR Cable Connectors											
BSX-*	Colored bushing for X Series										
BXX-*	Colored bushing for XX Series										
XCR-*	Colored coding ring for X Series										
XXR-*	Colored coding ring for XX Series										
XLR Chassis Connectors											
ACRF-*	Colored ring for female 4 + 5 pole A Series and 3 pole BA Series										
ACRM-*	Colored ring for male 4 + 5 pole A Series and 3 pole BA Series										
DSS-*	Lettering plate for D Series										

Accessories

XLR Cable Connectors



BXX-CR	Bushing with translucent coding ring
BXX-14	Large bushing set (cable O.D. 8.5 mm)
XXCR	Translucent coding ring for XX Series (Label Dimensions: 57.9 mm x 6.35 mm - 2.25" W x 0.25" H)

XLR Chassis Connectors



A-Screw-1-8	Plastite® screw 2.9 x 8
B-Screw-1-8	TAPTITE® screw 2.5 x 8
DBA	Dummy-plate for D Series panel cut outs
FDR1	Round panel mounting flange for NC3FDX-EMC-SPEC
HA-3FXX	Set of 50 female spare contacts for crimp XLR
HA-3MXX	Set of 50 male spare contacts for crimp XLR
MFD	M3 mounting frame for D-size chassis
ND*	dummyPLUG for female / male XLR chassis connector
NZP1RU-8	Panel 1RU with 8 D-shape housing cutouts
NZP1RU-12	Panel 1RU with 12 D-shape housing cutouts
SC*	Rubber sealing cap for female and male XLR receptacles
SCDP-*	D-Size sealing gaskets, color coding (*: 0- black, 2- red, 4- yellow, 5- green, 6- blue, 9- white)
SCDR	Rear end protection cover for D-size chassis connectors
SCDX	Hinged cover seals D-size chassis connectors, IP42 rated
SFAV	Rubber frame for A / B Series to mount between front plate and rear vertical print

Specification	A Series	AA Series	B Series	BA Series	D Series	DL / DLX Series	DLX Crimp	DLX-HE Series
---------------	----------	-----------	----------	-----------	----------	-----------------	-----------	---------------

Electrical

Number of contacts	3 - 5	3	3	3-5	3	3-7	3	3
Contact resistance	≤ 6 mΩ	●	●	●	●	●	●	●
Insulation resistance - initial:	> 2 GΩ	●	●	●	●	●	●	●
- after damp heat test:	> 1 GΩ	●	●	●	●	●	●	●
Dielectric strength	1500 V dc	●	●	●	●	●	●	●
Rated voltage	50 V ac	●	●	●	●	●	●	●
Rated current per contact								
3 pole: 6 A	●	●	●	●	●	16 A	1 A	16 A
4 pole: 6 A	●	-	-	●	-	10 A	-	-
5, 6 pole: 3 A	●	-	-	●	-	7.5 A	-	-
7 pole: 5 A	-	-	-	-	-	●	-	-
Combo XLR + Jack contact	7.5 A	-	-	-	-	-	-	-
Capacitance between contacts								
3 pole: ≤ 4 pF	●	●	●	●	-	≤ 4 pF	≤ 4 pF	≤ 4 pF
4, 5, 6 pole: ≤ 7 pF	●	-	●	-	-	●	-	-
7 pole: ≤ 9 pF	-	-	-	-	-	●	-	-

Mechanical

Lifetime > 1'000 mating cycles	●	●	●	●	●	●	●	●
Insertion / withdrawal force	≤ 20 N	●	●	●	●	●	●	●
Retention method								
- standard: latch lock	●	●	●	●	●	●	●	●
- "0" Version: ≥ 20 N separating force	●	●	●	●	●	●	-	-
Crimp XX: 0.22 - 0.34 mm ² / AWG 24 - 22	-	-	-	-	-	-	●	-

Material

Insert	Polyamide PA 6.6 30% GR	●	●	●	●	●	●	PSS 40% GR
Shell	Zinc diecast ZnAl4Cu1	-	-	-	-	●	●	●
Shell plating	gal Ni or black Cr	-	-	●	●	●	●	velour Cr
Ring	Zinc diecast ZnAl4Cu1	-	-	●	●	-	-	-
Contacts - female 3 pole:	Bronze CuSn6	●	●	●	●	●	●	●
4 - 5 pole:	Bronze CuSn6	●	-	-	●	-	-	-
4 - 7 pole:	Brass CuZn39Pb3	-	-	-	-	●	-	-
- male:	Brass CuZn35Pb2	●	●	●	●	●	●	●
Contact surface	gal 0.2 μm AuCo over 2 μm NiP15 (Tribor®)	●	●	●	●	-	-	●
gal 2 μm Ag or gal 0.2 μm Au hard alloy over 2 μm Ni		-	-	-	-	●	●	-
Latch lock & spring	Ck 67 teal, treated	●	●	●	●	●	●	●

Environmental

Operating temperature	-30°C to +80°C	●	●	●	●	●	●	●
Protection class	IP 40	●	●	●	●	●	●	●
Flammability	UL 94 HB	●	●	-	●	●	●	-
UL 94 V-0		3 pole	-	●	3 pole	-	-	●
Solderability complies with IEC 68-2-20		●	●	●	●	●	●	●
Mounting screw		A	A	1)	A	-	-	-
Color coding		ACR* 2)	-	-	ACR* 2)	DSS	DSS	DSS

(4 + 5 pole only)

1): B Series 3 pole connectors > B-screw, 4 & 5 pole versions > A-screw

2): 4 + 5 pole A series, 3 pole BA series

Specification

MPR-HD Series	P Series	Combo Series	A Combo
------------------	-------------	-----------------	------------

Electrical

Number of contacts	3 - 5	3 - 7 (6*)	5 - 10	3 / 3
Contact resistance	≤ 6 mΩ	●	●	≤ 10 mΩ ≤ 10 mΩ
Insulation resistance	- initial: > 2 GΩ	●	●	●
	- after damp heat test: > 1 GΩ	●	●	> 500 MΩ ●
Dielectric strength	1500 V dc	●	●	●
Rated voltage	50 V ac	●	●	●
Rated current per contact				
3 pole: 6 A	16 A	16 A	-	3 A
4 pole: 6 A	10 A	10 A	-	-
5, 6 pole: 3 A	7.5 A	7.5 A	-	-
7 pole: 5 A	-	●	-	-
Combo XLR + Jack contact	7.5 A	-	-	●
Capacitance between contacts				
3 pole: ≤ 7 pF	≤ 4 pF	≤ 4 pF	≤ 2 pF	≤ 2 pF
4, 5, 6 pole: ≤ 7 pF	●	●	-	-
7 pole: ≤ 9 pF	-	●	-	-

Mechanical

Lifetime > 1'000 mating cycles	●	●	●	●
Insertion / withdrawal force	≤ 20 N	●	●	● 25 N ●
Retention method				
- standard: latch lock	●	●	● (XLR)	● (XLR)
- "0" Version: ≥ 20 N separating force	●	●	● 25 N	● 25 N

Material

Insert	Polyamide PA 6.6 30% GR	●	●	●	●
Shell	Zinc diecast ZnAl4Cu1	●	●	-	-
Shell plating	gal Ni or black Cr	Ni	●	-	-
Ring	Zinc diecast ZnAl4Cu1	-	-	-	-
Contacts	- female 3 pole: Bronze CuSn6	-	●	●	●
	4 - 5 pole: Bronze CuSn6	-	-	-	-
	4 - 7 pole: Brass CuZn39Pb3	-	●	-	-
	- male: Brass CuZn35Pb2	●	●	-	-
Contact surface	gal 0.2 μm AuCo over 2 μm NiP15 (Tribor®)	-	-	●	●
	gal 2 μm Ag or gal 0.2 μm Au hard alloy over 2 μm Ni	Au	●	-	-
Latch lock & spring	Ck 67 steel, treated	-	●	●	●

Environmental

Operating temperature	-30°C to +80°C	●	●	●
Protection class	IP 40	IP 65	●	●
Flammability	UL 94 HB	●	●	●
	UL 94 V-0	-	-	-
Solderability complies with IEC 68-2-20		●	●	●
Mounting screw		-	-	A A
Color coding		-	-	- -

* : P Series male 3 - 6 pole

Ordering Information for Receptacles

Female	Male	Shell	Contact	3 pole	4 pole	5 pole	Female	Male	Shell	Contact	3 pole	
A Series							AA Series					
NC*FAH-D		Black Plastic	Gold	-	● ¹⁾	● ¹⁾	NC3FAAH	NC3MAAH	Black Plastic	Gold	●	
	NC*MAH	Black Plastic	Gold	●	●	●	NC3FAAH-0		Black Plastic	Gold	●	
NC*FAH-0		Black Plastic	Gold	●	● ¹⁾	● ¹⁾	NC3FAAH1	NC3MAAH-1	Black Plastic	Gold	●	
	NC3MAH-0	Black Plastic	Gold	●	-	-	NC3FAAH1-0		Black Plastic	Gold	●	
NC3FAHL-0		Black Plastic	Gold	●	-	-		NC3MAAH-0	Black Plastic	Gold	●	
NC3FAHR-0		Black Plastic	Gold	●	-	-	NC3FAAH2		Black Plastic	Gold	●	
NC3FAH1-D	NC3MAH-1	Black Plastic	Gold	●	-	-	NC3AAH2-0		Black Plastic	Gold	●	
NC3FAH1-0		Black Plastic	Gold	●	-	-	NC3FAAV	NC3MAAV	Black Plastic	Gold	●	
NC3FAHL1-D		Black Plastic	Gold	●	-	-	NC3FAAV-0		Black Plastic	Gold	●	
	NC3MAHL	Black Plastic	Gold	●	-	-	NC3FAAV1	NC3MAAV-1	Black Plastic	Gold	●	
NC3FAHL1-0		Black Plastic	Gold	●	-	-	NC3FAAV1-0		Black Plastic	Gold	●	
NC3FAHR1-D		Black Plastic	Gold	●	-	-		NC3MAAV-0	Black Plastic	Gold	●	
	NC3MAHR	Black Plastic	Gold	●	-	-	NC3FAAV2		Black Plastic	Gold	●	
NC3FAHR1-0		Black Plastic	Gold	●	-	-	NC3FAAV2-0		Black Plastic	Gold	●	
NC3FAH2-D		Black Plastic	Gold	●	-	-						
NC3FAH2-0		Black Plastic	Gold	●	-	-						
NC3FAHR2-D		Black Plastic	Gold	●	-	-						
NC3FAHR2-0		Black Plastic	Gold	●	-	-						
NC*FAV-D		Black Plastic	Gold	-	● ¹⁾	● ¹⁾						
	NC*MAV	Black Plastic	Gold	●	●	●						
NC*FAV-0		Black Plastic	Gold	●	● ¹⁾	● ¹⁾						
	NC3MAV-0	Black Plastic	Gold	●	-	-						
NC3FAV1-D	NC3MAV-1	Black Plastic	Gold	●	-	-						
NC3FAV1-0		Black Plastic	Gold	●	-	-						
NC3FAV2-D		Black Plastic	Gold	●	-	-						
NC3FAV2-0		Black Plastic	Gold	●	-	-						
NC3FAY-D	NC3MAY	Black Plastic	Gold	●	-	-						
NC3FAY-0		Black Plastic	Gold	●	-	-						
NC5FAV-SW-D	NC5MAV-SW	Black Plastic	Gold	-	-	●						

A Series - D version come with disassembled Push latch, version with assembled latch omit -D.

AA Series comes with Push Latch assembled.

A / AA Series rear mount only, all PCB mount except Y version = IDC

¹⁾: Grounding Option "2"

0: Retention Spring

Grounding Options

A / AA Series and B / BA Series

Female

"1"

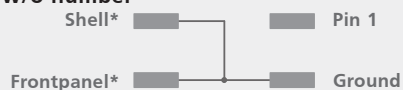


"2"



Male

w/o number



"0"



"1"



Shell* : Contact to shell of mating connector

Frontpanel* : Connection to frontpanel by fastening screw

Ordering Information for Receptacles

Female	Male	Flange	Contact	3 pole
B Series				
	NC*MBH	Metal	Gold	●
	NC*MBH-B	Black Metal	Gold	●
	NC*MBH-M25	Black Metal	Gold	●
	NC*MBH-B-M25	Black Metal	Gold	●
NC3FBH1-D		Metal	Gold	●
NC3FBH1-B-D		Black Metal	Gold	●
NC3FBH1-M25		Metal	Gold	●
NC3FBHL1-D		Metal	Gold	●
	NC3MBHL	Metal	Gold	●
NC3FBHR1-D		Metal	Gold	●
NC3FBH2-D		Metal	Gold	●
NC3FBH2-B-D		Black Metal	Gold	●
NC3FBHR2-D		Metal	Gold	●
	NC3MBHR	Metal	Gold	●
	NC*MBV	Metal	Gold	●
	NC*MBV-B	Black Metal	Gold	●
	NC*MBV-M25	Metal	Gold	●
	NC*MBV-B-M25	Metal	Gold	●
NC3FBV1-D		Metal	Gold	●
NC3FBV1-B-D		Black Metal	Gold	●
NC3FBV1-M25		Metal	Gold	●
NC3FBV2-D		Metal	Gold	●
NC3FBV2-B-D		Black Metal	Gold	●
NC3FBH1-E-D	NC3MBV-E	Metal	Gold	●
NC3FBH2-E-D		Metal	Gold	●
	NC3MBH-E	Metal	Gold	●

Female	Male	Flange	Contact	3 pole	4 pole	5 pole
BA Series						
NC3FBAH1-D		Metal	Gold	●	-	-
	NC3MBAH	Metal	Gold	●	-	-
NC3FBAH1-0		Metal	Gold	●	-	-
	NC3MBAH-0	Metal	Gold	●	-	-
NC3FBAH2-D		Metal	Gold	●	-	-
	NC3MBAH-1	Metal	Gold	●	-	-
NC3FBAH2-0		Metal	Gold	●	-	-
NC3FBAV1-D		Metal	Gold	●	-	-
	NC3MBAV	Metal	Gold	●	-	-
	NC3MBAV-0	Metal	Gold	●	-	-
NC3FBAV2-D		Metal	Gold	●	-	-
	NC3MBAV-1	Metal	Gold	●	-	-
NC3FBAV2-0		Metal	Gold	●	-	-
	NC*FBH-D	Metal	Gold	-	●	●
	NC*MBH	Metal	Gold	-	●	●
NC*FBH-B-D		Black Metal	Gold	-	●	●
	NC*MBH-B	Black Metal	Gold	-	-	●
NC*FBV-D		Metal	Gold	-	●	●
	NC*MBV	Metal	Gold	-	●	●
NC*FBV-B-D		Black Metal	Gold	-	●	●
	NC*MBV-B	Black Metal	Gold	-	-	●
NC5FBV-SW-D	NC5MBV-SW	Metal	Gold	-	-	●

B / BA Series - D version come with disassembled Push latch, version with assembled latch omit -D.

B / BA Series rear mount only, all PCB mount except Y version = IDC

Female	Male	Shell	Contact	3 pole	4 pole	5 pole	6 pole	7 pole
D Series								
NC3FD-V	NC3MD-V	Nickel	Silver	●	-	-	-	-
NC3FD-V-B	NC3MD-V-B	Black Cr	Gold	●	-	-	-	-
NC3FD-V-BAG	NC3MD-V-BAG	Black Cr	Silver	●	-	-	-	-
NC3FDM3-V	NC3MDM3-V	Nickel	Silver	●	-	-	-	-
NC3FDM3-V-B	NC3MDM3-V-B	Black Cr	Gold	●	-	-	-	-
NC3FD-H	NC3MD-H	Nickel	Silver	●	-	-	-	-
NC3FD-H-B	NC3MD-H-B	Black Cr	Gold	●	-	-	-	-
NC3FD-H-BAG	NC3MD-H-BAG	Black Cr	Silver	●	-	-	-	-
NC3FDM3-H-D	NC3MDM3-H	Nickel	Silver	●	-	-	-	-
NC3FDM3-H-B-D	NC3MDM3-H-B	Black Cr	Gold	●	-	-	-	-
NC3FDM3-H-BAG-D	NC3MDM3-H-BAG	Black Cr	Gold	●	-	-	-	-

DLX Series								
NC*FD-LX	NC*MD-LX	Nickel	Silver	●	●	●	●	●
NC*FD-LX-B	NC*MD-LX-B	Black Cr	Gold	●	●	●	●	●
NC*FD-LX-BAG	NC*MD-LX-BAG	Black Cr	Silver	●	●	●	-	-
NC*FD-LX-M3	NC*MD-LX-M3	Nickel	Silver	●	●	●	-	-
NC3FD-LX-HE	NC3MD-LX-HE	Velour Cr	Gold	●	-	-	-	-

Female	Male	Shell	Contact	3 pole	4 pole	5 pole	6 pole	7 pole
DL Series								
NC*FD-L-1	NC*MD-L-1	Nickel	Silver	●	●	●	●	●
NC*FD-L-B-1	NC*MD-L-B-1	Black Cr	Gold	●	●	●	●	●
NC*FD-L-BAG-1	NC*MD-L-BAG-1	Black Cr	Silver	●	●	●	-	-
NC*FDM3-L-1-D	NC*MDM3-L-1	Nickel	Silver	●	●	●	-	-
NC3FDM3LBAG-1-D	NC3MDM3LBAG-1	Black Cr	Silver	●	-	-	-	-
NC3FD-L-1-HE	NC3MD-L-1-HE	Velour Cr	Gold	●	-	-	-	-
NC*FDM3-H-D	NC*MDM3-H	Nickel	Silver	●	●	●	-	-
NC*FDM3-H-B-D	NC*MDM3-H-B	Nickel	Silver	●	●	●	-	-
NC*FDM3-H-BAG-D	NC*MDM3-H-BAG	Black Cr	Silver	●	●	●	-	-
NC3FD-S-1-B	NC3MD-S-1-B	Black Cr	Silver	●	-	-	-	-

DLX Crimp Series								
NC3FD-LX-HA	NC3MD-LX-HA	Nickel	Silver	●	-	-	-	-
NC3FD-LX-HA-BAG	NC3MD-LX-HA-BAG	Black Cr	Gold	●	-	-	-	-

Ordering Information for Receptacles

Female	Male	Shell	Contact	3	4	5	6	7
				pole	pole	pole	pole	pole

Shell	Contact	5	6	9	10
		pole	pole	pole	pole

EMC XLR

NC3FDX-EMC-SPEC	Black Cr	Gold	●	-	-	-	-
-----------------	----------	------	---	---	---	---	---

Accessories

FDR-1	Black round panel mounting flange with screws for larger panel cut-outs
-------	---

P Series

NC*FP-1	Nickel	Silver	●	●	●	●	●
	NC*MP	Nickel	Silver	●	●	●	-
NC*FP-B-1	Black Cr	Gold	●	●	●	●	●
	NC*MP-B	Black Cr	Gold	●	●	●	-
NC*FP-BAG-1	NC*MP-BAG	Black Cr	Silver	●	●	●	-

MPR-HD Series

-	NC*MPR-HD	Nickel	Gold	●	●	●	-
---	-----------	--------	------	---	---	---	---

Combo A Series

NCJ6FA-H	Black plastic	Gold	-	●	-	-
NCJ6FA-H-0	Black plastic	Gold	-	●	-	-
NCJ6FA-V	Black plastic	Gold	-	●	-	-
NCJ6FA-V-0	Black plastic	Gold	-	●	-	-

Combo Series

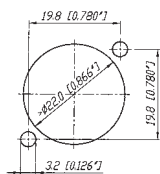
NCJ*FI-H	Black plastic	Gold	●	●	●	●
NCJ*FI-H-0	Black plastic	Gold	●	●	●	●
NCJ*FI-S	Black plastic	Gold	●	●	●	●
NCJ*FI-S-0	Black plastic	Gold	●	●	●	●
NCJ*FI-V	Black plastic	Gold	●	●	●	●
NCJ*FI-V-0	Black plastic	Gold	●	●	●	●

Contact

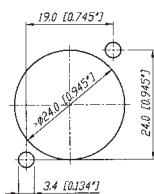
	1	2	3	T	R	S	TN	RN	SN	G	GN
NCJ5FI-*	x	x	x	x		x					x
NCJ6FI-*	x	x	x	x	x	x					x
NCJ9FI-*	x	x	x	x	x	x	x	x	x	x	x
NCJ10FI-*	x	x	x	x	x	x	x	x	x	x	x

Panel Cutouts

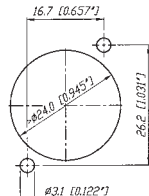
A/AA/B/BA Series



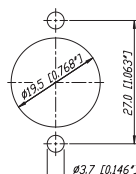
D/DL/DLX Series



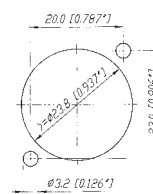
P Series Female



P Series Male



Combo



MPR Series



Assembly Tools



HTXP



BTXX



HX-R-BNC



DIE-R-BNC-PT

HTXP	Hand tool to tighten the XX and PX-bushing
BTXX	Assembly fixture to tightening the XX-bushing
HX-R-BNC	Crimp tool for XCC Series
DIE-R-BNC-PT	Crimp die for XCC Series (6.5 mm HEX)
DIE-R-HA-1	Crimp die for XX-HA Series



Компания «ЭлектроПласт» предлагает заключение долгосрочных отношений при поставках импортных электронных компонентов на взаимовыгодных условиях!

Наши преимущества:

- Оперативные поставки широкого спектра электронных компонентов отечественного и импортного производства напрямую от производителей и с крупнейших мировых складов;
- Поставка более 17-ти миллионов наименований электронных компонентов;
- Поставка сложных, дефицитных, либо снятых с производства позиций;
- Оперативные сроки поставки под заказ (от 5 рабочих дней);
- Экспресс доставка в любую точку России;
- Техническая поддержка проекта, помощь в подборе аналогов, поставка прототипов;
- Система менеджмента качества сертифицирована по Международному стандарту ISO 9001;
- Лицензия ФСБ на осуществление работ с использованием сведений, составляющих государственную тайну;
- Поставка специализированных компонентов (Xilinx, Altera, Analog Devices, Intersil, Interpoint, Microsemi, Aeroflex, Peregrine, Syfer, Eurofarad, Texas Instrument, Miteq, Cobham, E2V, MA-COM, Hittite, Mini-Circuits, General Dynamics и др.);

Помимо этого, одним из направлений компании «ЭлектроПласт» является направление «Источники питания». Мы предлагаем Вам помощь Конструкторского отдела:

- Подбор оптимального решения, техническое обоснование при выборе компонента;
- Подбор аналогов;
- Консультации по применению компонента;
- Поставка образцов и прототипов;
- Техническая поддержка проекта;
- Защита от снятия компонента с производства.



Как с нами связаться

Телефон: 8 (812) 309 58 32 (многоканальный)

Факс: 8 (812) 320-02-42

Электронная почта: org@eplast1.ru

Адрес: 198099, г. Санкт-Петербург, ул. Калинина, дом 2, корпус 4, литера А.