
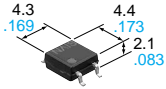


Panasonic
ideas for life

GU (General Use) Type
[1, 2-Channel (Form A)
4, 8-Pin Type]

PhotoMOS
RELAYS



mm inch

FEATURES

- 1. Low cost type.**
- 2. High sensitivity, Low ON resistance**
Can control a maximum 0.5A (AQY282S, AQW282S) load current with a 5mA input current.
Low ON resistance of 2.5Ω (AQY282S, AQW282S).
Stable operation because there are no metallic contact parts.
- 3. Various package design (DIP4, SOP4, DIP8, SOP8 packages are available)**
- 4. Low-level off state leakage current**
The SSR has an off state leakage current of several milliamperes, where as the PhotoMOS relay has only 100pA even with the rated load voltage of 350V (AQY280S, AQW280S).

TYPICAL APPLICATIONS

- Modem
- Telephone equipment
- Security equipment
- Sensors
- Amusement

SOP TYPE

SOP 4pin

Type	Output rating*		Part No.		Packing quantity in tape and reel
	Load voltage	Load current	Picked from the 1/2-pin side	Picked from the 3/4-pin side	
AC/DC type	60 V	500 mA	AQY282SX	AQY282SZ	1,000 pcs.
	350 V	120 mA	AQY280SX	AQY280SZ	
	400 V	100 mA	AQY284SX	AQY284SZ	

*Indicate the peak AC and DC values.

Notes: (1) Tape package is the standard packing style. Also available in tube. (Part No. suffix "X" or "Z" is not needed when ordering; Tube: 100 pcs.; Case: 2,000 pcs.)

(2) For space reasons, the initial letters of the product number "AQY" and "S", the package type indicator "X" and "Z" are omitted from the seal.

SOP 8pin

Type	Output rating*		Part No.		Packing quantity in tape and reel
	Load voltage	Load current	Picked from the 1/2/3/4-pin side	Picked from the 5/6/7/8-pin side	
AC/DC type	60 V	350 mA	AQW282SX	AQW282SZ	1,000 pcs.
	350 V	100 mA	AQW280SX	AQW280SZ	
	400 V	80 mA	AQW284SX	AQW284SZ	

* Indicate the peak AC and DC values.

Notes: (1) Tape package is the standard style. Also available in tube. (Part No. suffix "X" or "Z" is not needed when ordering; Tube: 50 pcs.; Case: 1,000 pcs.)

(2) For space reasons, the package type indicator "X" and "Z" are omitted from the seal.

RATING

1. Absolute maximum ratings (Ambient temperature: 25°C 77°F)

SOP 4pin

Item		Symbol	AQY282S	AQY280S	AQY284S	Remarks
Input	LED forward current	I_F	50 mA			f = 100 Hz, Duty factor = 0.1%
	LED reverse voltage	V_R	5 V			
	Peak forward current	I_{FP}	1 A			
	Power dissipation	P_{in}	75 mW			
Output	Load voltage (peak AC)	V_L	60 V	350 V	400 V	100 ms (1 shot), $V_L = DC$
	Continuous load current (peak AC)	I_L	0.5 A	0.12 A	0.1 A	
	Peak load current	I_{peak}	1.5 A	0.3 A	0.24 A	
	Power dissipation	P_{out}	300 mW			
Total power dissipation		P_T	350 mW			
I/O isolation voltage		V_{iso}	1,500 V AC			
Operating temperature		T_{opr}	-40°C to +85°C -40°F to +185°F			Non-condensing at low temperature
Storage temperature		T_{stg}	-40°C to +100°C -40°F to +212°F			

SOP 8pin

Item		Symbol	AQW282S	AQW280S	AQW284S	Remarks
Input	LED forward current	I_F	50 mA			f = 100 Hz, Duty factor = 0.1%
	LED reverse voltage	V_R	5 V			
	Peak forward current	I_{FP}	1 A			
	Power dissipation	P_{in}	75 mW			
Output	Load voltage (peak AC)	V_L	60 V	350 V	400 V	(): in case of using only 1 channel 100 ms (1 shot), $V_L = DC$
	Continuous load current (peak AC)	I_L	0.35 (0.5) A	0.1 (0.13) A	0.08 (0.1) A	
	Peak load current	I_{peak}	1.05 A	0.3 A	0.24 A	
	Power dissipation	P_{out}	600 mW			
Total power dissipation		P_T	650 mW			
I/O isolation voltage		V_{iso}	1,500 V AC			
Operating temperature		T_{opr}	-40°C to +85°C -40°F to +185°F			Non-condensing at low temperature
Storage temperature		T_{stg}	-40°C to +100°C -40°F to +212°F			

2. Electrical characteristics (Ambient temperature: 25°C 77°F)

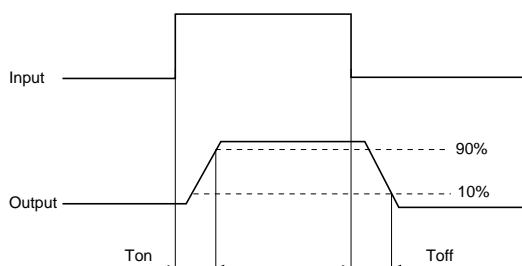
SOP 4pin

Item			Symbol	AQY282S	AQY280S	AQY284S	Condition
Input	LED operate current	Typical	I_{Fon}	1.8 mA			$I_L = Max.$
		Maximum		3.0 mA			
	LED turn off current	Minimum	I_{Foff}	0.2 mA			$I_L = Max.$
		Typical		1.6 mA			
	LED dropout voltage	Typical	V_F	1.14 V (1.25 V at $I_F = 50mA$)			$I_F = 5 mA$
Maximum		1.5 V					
Output	On resistance	Typical	R_{on}	0.85Ω	20Ω	28Ω	$I_F = 5 mA$ $I_L = Max.$ Within 1 s on time
		Maximum		2.5Ω	25Ω	35Ω	
	Off state leakage current	Maximum	I_{Leak}	1μA			$I_F = 0 mA$ $V_L = Max.$
Transfer characteristics	Turn on time*	Typical	T_{on}	0.9 ms	0.3 ms		$I_F = 5 mA$ $I_L = Max.$
		Maximum		3 ms			
	Turn off time*	Typical	T_{off}	0.5 ms			$I_F = 5 mA$ $I_L = Max.$
		Maximum		2 ms			
	I/O capacitance	Typical	C_{iso}	0.8 pF			f = 1 MHz $V_B = 0V$
Maximum		1.5 pF					
Initial I/O isolation resistance		Minimum	R_{iso}	1,000 MΩ			500 V DC

SOP 8pin

Item		Symbol	AQW282S	AQW280S	AQW284S	Condition
Input	LED operate current	Typical	1.8 mA			I _L = Max.
		Maximum	3.0 mA			
	LED turn off current	Minimum	0.2 mA			I _L = Max.
		Typical	1.6 mA			
LED dropout voltage	Typical	1.14 V (1.25 V at I _F = 50mA)			I _F = 5 mA	
	Maximum	1.5 V				
Output	On resistance	Typical	0.85Ω	20Ω	28Ω	I _F = 5 mA I _L = Max. Within 1 s on time
		Maximum	2.5Ω	25Ω	35Ω	
	Off state leakage current	Maximum	1μA			I _F = 0 mA V _L = Max.
Transfer characteristics	Turn on time*	Typical	0.9 ms	0.3 ms		I _F = 5 mA I _L = Max.
		Maximum	3 ms			
	Turn off time*	Typical	0.5 ms			I _F = 5 mA I _L = Max.
		Maximum	2 ms			
	I/O capacitance	Typical	0.8 pF			f = 1 MHz V _B = 0V
		Maximum	1.5 pF			
Initial I/O isolation resistance	Minimum	1,000 MΩ			500 V DC	

*Turn on/Turn off time



3-4 the terminal leads receive solder plating or solder dip plating.

REFERENCE DATA

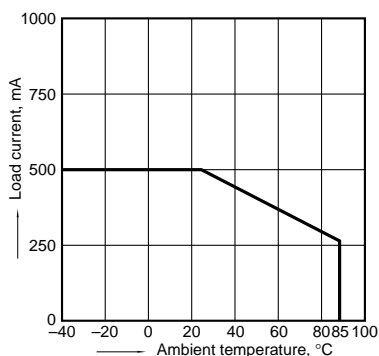
[SOP type]

1. Load current vs. ambient temperature characteristics

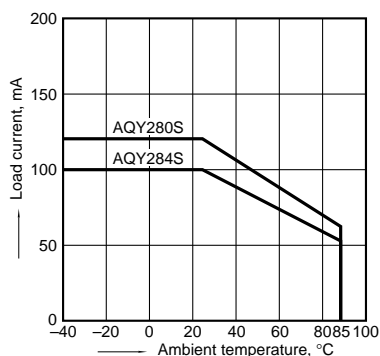
Allowable ambient temperature: -40°C to +85°C
-40°F to +185°F

Type of connection: A

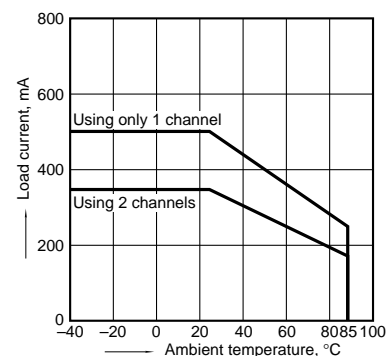
(1) AQY282S



(2) AQY280S, AQY284S

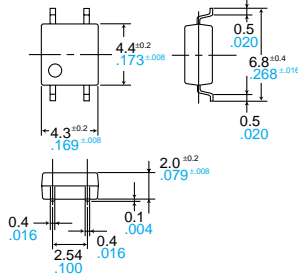


(3) AQW282S

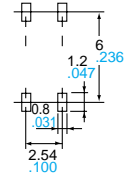


DIMENSIONS

AQY28OS



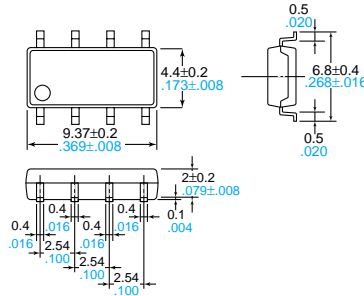
Recommended mounting pad
(Top view)



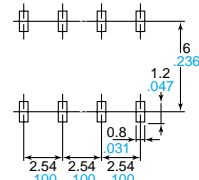
Terminal thickness = 0.15 .006
 General tolerance: ±0.1 ±.004

Tolerance: ±0.1 ±.004

AQW28OS



Recommended mounting pad
(Top view)



Terminal thickness = 0.15 .006
 General tolerance: ±0.1 ±.004

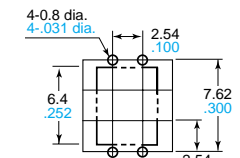
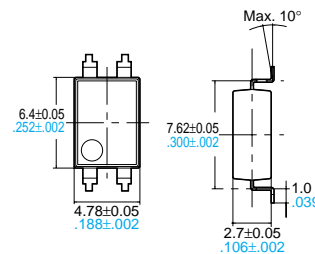
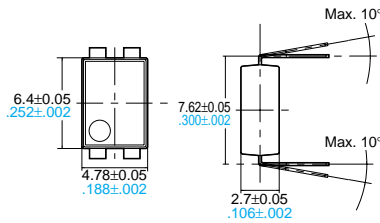
Tolerance: ±0.1 ±.004

AQY28EH(A)

Through hole terminal type

Surface mount terminal type

PC board pattern (Bottom view)



Terminal thickness = 0.2 .008
 General tolerance: ±0.1 ±.004

Terminal thickness = 0.2 .008
 General tolerance: ±0.1 ±.004

Tolerance: ±0.1 ±.004

Mounting pad (Top view)

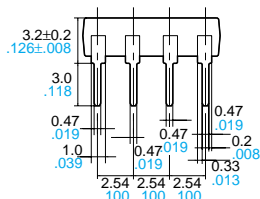
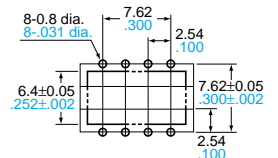
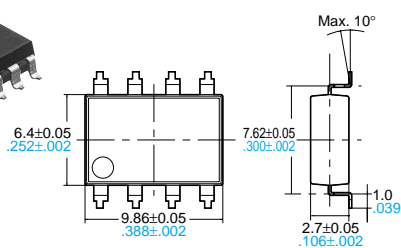
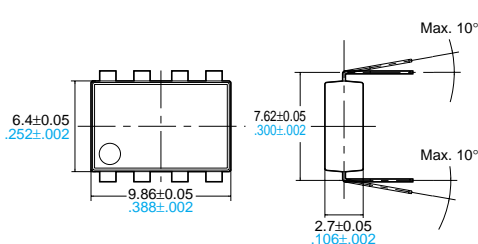
Tolerance: ±0.1 ±.004

AQW28EH(A)

Through hole terminal type

Surface mount terminal type

PC board pattern
(Bottom view)



Terminal thickness = 0.2 .008
 General tolerance: ±0.1 ±.004

Terminal thickness = 0.2 .008
 General tolerance: ±0.1 ±.004

Tolerance: ±0.1 ±.004

Mounting pad (Top view)

Tolerance: ±0.1 ±.004



Компания «ЭлектроПласт» предлагает заключение долгосрочных отношений при поставках импортных электронных компонентов на взаимовыгодных условиях!

Наши преимущества:

- Оперативные поставки широкого спектра электронных компонентов отечественного и импортного производства напрямую от производителей и с крупнейших мировых складов;
- Поставка более 17-ти миллионов наименований электронных компонентов;
- Поставка сложных, дефицитных, либо снятых с производства позиций;
- Оперативные сроки поставки под заказ (от 5 рабочих дней);
- Экспресс доставка в любую точку России;
- Техническая поддержка проекта, помощь в подборе аналогов, поставка прототипов;
- Система менеджмента качества сертифицирована по Международному стандарту ISO 9001;
- Лицензия ФСБ на осуществление работ с использованием сведений, составляющих государственную тайну;
- Поставка специализированных компонентов (Xilinx, Altera, Analog Devices, Intersil, Interpoint, Microsemi, Aeroflex, Peregrine, Syfer, Eurofarad, Texas Instrument, Miteq, Cobham, E2V, MA-COM, Hittite, Mini-Circuits, General Dynamics и др.);

Помимо этого, одним из направлений компании «ЭлектроПласт» является направление «Источники питания». Мы предлагаем Вам помощь Конструкторского отдела:

- Подбор оптимального решения, техническое обоснование при выборе компонента;
- Подбор аналогов;
- Консультации по применению компонента;
- Поставка образцов и прототипов;
- Техническая поддержка проекта;
- Защита от снятия компонента с производства.



Как с нами связаться

Телефон: 8 (812) 309 58 32 (многоканальный)

Факс: 8 (812) 320-02-42

Электронная почта: org@eplast1.ru

Адрес: 198099, г. Санкт-Петербург, ул. Калинина, дом 2, корпус 4, литера А.