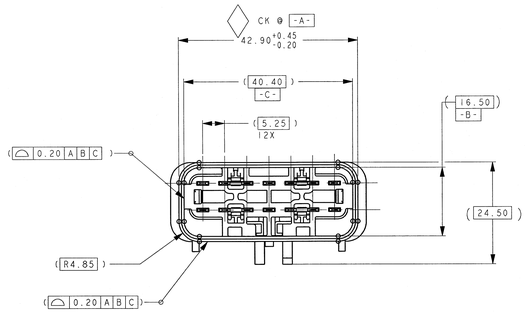

ASSY POWER BUSS
P/N 04707086 & 54201465 SHOWN
14-WAY MALE OPT "B" (LT.GREY)

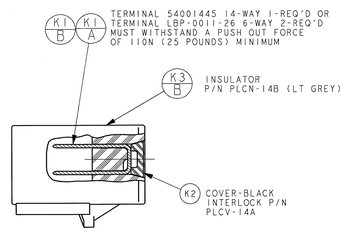

SECTION A-A

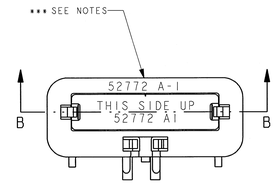

ASSY POWER BUSS
P/N 04707086 &
54201465

ACTUAL SIZE VIEWS
P/N 04707086 & 54201465

ACTUAL SIZE VIEWS
P/N 04707087

ACTUAL SIZE VIEWS
P/N 04688938

ACTUAL SIZE VIEWS
P/N 04688939

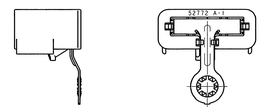

ACTUAL SIZE VIEWS
P/N 04707084

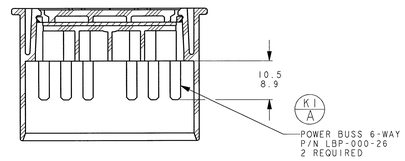

SECTION B-B
SCALE 2:1
ASSY POWER BUSS
P/N 04707086

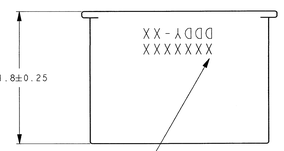

LAST 5 DIGITS OF 8 DIGITS P/N &
PART CHANGE LEVEL (PCL) OR

LAST 6 DIGITS OF 10 DIGIT P/N &
PART CHANGE LEVEL (PCL)

MFG. DAILY DATE CODE & ASSY
MACHINE NO. LETTERING MUST
BE LEGIBLE

OPTIONAL:

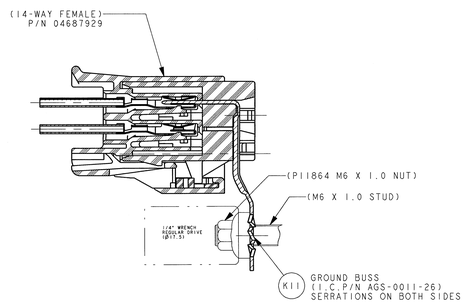

SECTION A-A
ASSY VIEW FOR REF
P/N 04707084 & 04687929

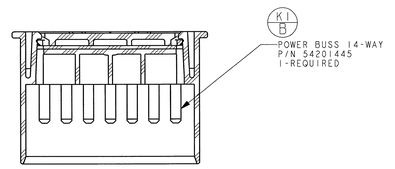

SECTION B-B
ASSY POWER BUSS
P/N 54201465

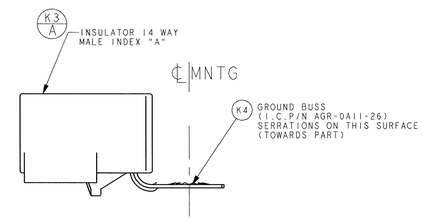

ASSY GROUND BUSS 180°
P/N 04688938

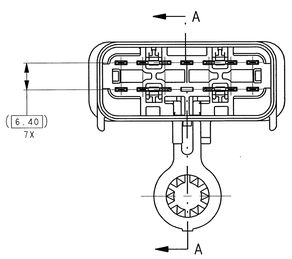

ASSY GROUND BUSS 90°
P/N 04707084

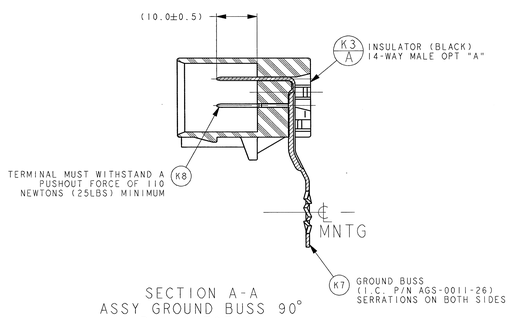

SECTION A-A
ASSY GROUND BUSS 90°
P/N 04707084

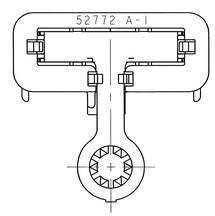

ASSY GROUND BUSS 90°
P/N 04707084

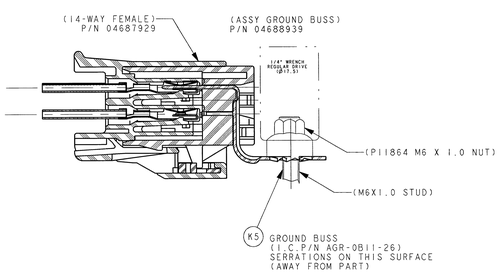

ASSY VIEW FOR REF
P/N 04688939 & 04687929

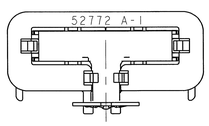

END VIEW
P/N 04688939
SHOWN

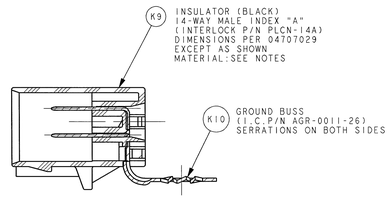

ASSY GROUND BUSS 180°
P/N 04707087

VENDOR (CODE)	MATING PART NO.		COLOR	INDEX TYPE	INSULATOR (INTERLOCK P/N)	PART NO.		PART NAME	FCI (INTERLOCK) COVER P/N	PART CHANGE LEVEL
FCI (52772) OR (52772 H)	04687929	54201400	BLACK	A	A (PLCN-14A)	04688939	54201409	GROUND BUSS 180° SERRATIONS AWAY FROM PART	NO COVER	J
	04687929	54201400	BLACK	A	A (PLCN-14A)	04688938	54201408	GROUND BUSS 180° SERRATIONS TOWARD PART	NO COVER	K
	04687929	54201400	BLACK	A	A (PLCN-14A)	04707087	54201407	GROUND BUSS 180° SERRATIONS ON BOTH SIDES	NO COVER	K
	04687930	54201401	LT GREY	B	B (PLCN-14B)	N/A	54201465	POWER BUSS-14 WAY	54201471 (PLCV-14A)	R
						04707086	54201410	POWER BUSS 2-6 WAYS		R
	04687929	54201400	BLACK	A	A (PLCN-14A)	04707084	54201406	GROUND BUSS 90° SERRATIONS ON BOTH SIDES	NO COVER	K
	DCA	FCI				DCA	FCI			

QUALITY ASSURANCE REQUIREMENTS PER DCA-7300:1
SPC DATA REQUIRED

ENGINEERING APPROVAL OF SAMPLES FROM SUPPLIER
IS REQUIRED PRIOR TO AUTHORIZATION OF PART PRODUCTION

CHANGES IN DESIGN COMPOSITION OR PROCESSING FROM THE
PART PREVIOUSLY APPROVED FOR PART PRODUCTION REQUIRES
ENGINEERING APPROVAL

WIRING FABRICATORS MUST PURCHASE FROM SOURCES SHOWN

DIMENSIONS FOR REFERENCE ONLY

(K) INDICATES IN-PROCESS INSPECTION FOR MANUFACTURING
DIMENSION(S) OR SPECIFICATION(S):11

MATERIAL:INSULATOR & COVER
MS-DB41 (SAE PA66)
35% GLASS FILLED NYLON 6/6
HEAT STABILIZED & LUBRICATED
BASF ULTRAMID A3EG7, CPN 2224

COLOR:SEE CHART

TERMINAL:GRD & PWR BUSS
C 19700 EXTRA HARD
TIN PLATE PER PS-39

*** SUPPLIER,MOLD & CAVITY I.D. SIGNIFIES TOOL OWNERSHIP,
FOR REFERENCE

ANNUAL QUALITY REQUIREMENTS:
IT IS PERMISSIBLE TO PERFORM CONTINOUS CONFORMANCE
PER FCI SPECIFICATION AQA-001 INSTEAD OF ANNUAL LAYOUT &
ANNUAL PV REQUIREMENTS OF QS-9000 SECTION 2 & PF-9600

ALL NON-REFERENCE DIMENSIONS ARE REQUIRED

-CURRENT PRODUCTION TOOLING

-POINT OF LAST RUN

SERVICE TOOLING GUIDE INFORMATION PER APEX TRAINING MANUAL

MUST CONFORM TO THE FOLLOWING DCA STANDARDS
(1) PS-7300 (2) DS-108 (3) PS-4480
(4) PS-9065 (5) SAE/USCAR-2 REV4

FCI AUTOMOTIVE
AUG 2 1 2005
AMERICAS
FCI MASTER COPY WHEN IN RED

UNCONTROLLED

PART NUMBER F.C.I.	PART NUMBER	REV DATE	REV	DRAWING NUMBER
-	-	-	-	-
	CUSTOMER			

REVISION	DRAWING NO.				
R1	K09001				
D6	8765	R1	RE-RELEASED WITH CORRECTED INS. VIEWS OF TYPE "B" UPDATES	8-18-06	S_R S_S S_S S_S
D6	8603	R	POLARIZATION TYPE"B"INSULATOR MODIFIED TO INSULATE BARE BUSS	07-19-06	S_R S_S S_S S_S
EI FI	8550	P	FCI X-REFERENCE PART NUMBERS ADDED AGAINST DCA PART NUMBERS	06-07-06	S_R S_S S_S S_S
ALL	7888	N	REVISED & REDRAWN IN PRO-E ON FCI TITLE BLOCK	08-08-05	S_R S_S S_S S_S
|	|	|	REPLACED DCA DRW #04707150 REV "M" DATED 02-28-01	|	| | | |
ALL	7888	N	PART NOS. 54001445 POWER BUSS TERMINAL & 54201465 ASSEMBLY ADDED	|	| | | |
ZONE	ECN	LET	REVISION RECORD	DATE	DWN CHK ENG

LAST INSP CODE -

LAST TOOL CODE -

LAST SEC -

LAST DATUM C

FCI
FRAMATOME CONNECTORS INTERNATIONAL
Automotive Group

THIS DRAWING, DESIGN AND ALL OTHER INFORMATION CONTAINED THEREON IS PROPRIETARY AND THE PROPERTY OF FRAMATOME CONNECTORS INTERLOCK, INC., AND MAY NOT BE COPIED, REPRODUCED OR DISCLOSED TO ANY THIRD PARTY WITHOUT THE EXPRESSED WRITTEN PERMISSION OF FRAMATOME CONNECTORS INTERLOCK, INC.

THIRD ANGLE PROJECTION

Framatome Connectors Interlock, Inc.
1770 Marie Street Westland, Michigan 48185-3233

UNLESS OTHERWISE SPECIFIED

DIMENSIONS IN mm			
	1 PLACE DIM ± 0.25	DRAWN: RAJKUMAR	DATE 08-08-05
	2 PLACE DIM ± 0.10	CHECK: SUCHA SIAN	DATE 08-08-05
	ANGULAR DIM ± 2°	ENGR: SUCHA SIAN	DATE 08-08-05
		APPR: SUCHA SIAN	DATE 08-08-05

DO NOT SCALE DRAWING — SCALE: 2X & NOTED

MATERIAL: - SEE NOTES

REFERENCE: - 04707150

THIS IS A COMPUTER AIDED DESIGN DRAWING SYSTEM: PRO/E
CAD ID. NO.: K09001 FILE NAME: K09001

NAME: CHART-ASSY 14WAY
MALE GROUND & POWER BUSS
(2.80 MM IN-LINE APEX CONN. SYS.)

DRAWING NO.: K09001 REV. R1
SHEET 1 OF 1

TOOL NO.:
ASSEM NO.: A044,A045,& A046

FILE LOCATION: FID8

Компания «ЭлектроПласт» предлагает заключение долгосрочных отношений при поставках импортных электронных компонентов на взаимовыгодных условиях!

Наши преимущества:

- Оперативные поставки широкого спектра электронных компонентов отечественного и импортного производства напрямую от производителей и с крупнейших мировых складов;
- Поставка более 17-ти миллионов наименований электронных компонентов;
- Поставка сложных, дефицитных, либо снятых с производства позиций;
- Оперативные сроки поставки под заказ (от 5 рабочих дней);
- Экспресс доставка в любую точку России;
- Техническая поддержка проекта, помощь в подборе аналогов, поставка прототипов;
- Система менеджмента качества сертифицирована по Международному стандарту ISO 9001;
- Лицензия ФСБ на осуществление работ с использованием сведений, составляющих государственную тайну;
- Поставка специализированных компонентов (Xilinx, Altera, Analog Devices, Intersil, Interpoint, Microsemi, Aeroflex, Peregrine, Syfer, Eurofarad, Texas Instrument, Miteq, Cobham, E2V, MA-COM, Hittite, Mini-Circuits,General Dynamics и др.);

Помимо этого, одним из направлений компании «ЭлектроПласт» является направление «Источники питания». Мы предлагаем Вам помощь Конструкторского отдела:

- Подбор оптимального решения, техническое обоснование при выборе компонента;
- Подбор аналогов;
- Консультации по применению компонента;
- Поставка образцов и прототипов;
- Техническая поддержка проекта;
- Защита от снятия компонента с производства.

Как с нами связаться

Телефон: 8 (812) 309 58 32 (многоканальный)
Факс: 8 (812) 320-02-42
Электронная почта: org@eplast1.ru
Адрес: 198099, г. Санкт-Петербург, ул. Калинина, дом 2, корпус 4, литера А.