



SERIES: SDI12-UD | **DESCRIPTION:** AC-DC POWER SUPPLY

FEATURES

- up to 12 W continuous power
- DoE Level VI, CoC Tier 2 efficiency
- no load power consumption < 0.075 W
- compact size
- universal input voltage range
- over voltage, over current, and short circuit protections
- UL/cUL, GS, CE, PSE safety approvals



| MODEL | output voltage (Vdc) | output current max (A) | output power max (W) | ripple and noise ¹ max (mVp-p) | efficiency level ² |
|--------------|-------------------------|------------------------------|----------------------------|---|-------------------------------|
| SDI12-5-UD | 5 | 2 | 10 | 100 | VI |
| SDI12-5.9-UD | 5.9 | 2 | 11.8 | 100 | VI |
| SDI12-9-UD | 9 | 1.33 | 12 | 100 | VI |
| SDI12-12-UD | 12 | 1 | 12 | 120 | VI |
| SDI12-15-UD | 15 | 0.8 | 12 | 150 | VI |
| SDI12-18-UD | 18 | 0.67 | 12 | 180 | VI |
| SDI12-24-UD | 24 | 0.5 | 12 | 240 | VI |

Notes: 1. At full load, nominal input, 20 MHz bandwidth oscilloscope, each output terminated with 0.1 µF multilayer ceramic and 47 µF low ESR electrolytic capacitors.
2. CoC Tier 2 compliant

PART NUMBER KEY



INPUT

| parameter | conditions/description | min | typ | max | units |
|---------------------------|---|-----|-----|-------|-------|
| voltage | | 90 | | 264 | Vac |
| frequency | | 47 | | 63 | Hz |
| current | at full load | | | 0.31 | A |
| inrush current | at 240 Vac, full load, 25°C, cold start | | | 60 | A |
| leakage current | | | | 0.25 | mA |
| no load power consumption | at 115/230 Vac | | | 0.1 | W |
| | Level VI CoC Tier 2 | | | 0.075 | W |

OUTPUT

| parameter | conditions/description | min | typ | max | units |
|--------------|------------------------|-----|-----|-----|-------|
| regulation | | | ±5 | | % |
| hold-up time | at full load | 10 | | | ms |

PROTECTIONS

| parameter | conditions/description | min | typ | max | units |
|--------------------------|---------------------------------|-----|-----|------|-------|
| over voltage protection | output shut down | | | | |
| | 5 Vdc output model | | | 9 | Vdc |
| | 5.9 Vdc output model | | | 10.6 | Vdc |
| | 9 Vdc output model | | | 16.2 | Vdc |
| | 12 Vdc output model | | | 21.6 | Vdc |
| | 15 Vdc output model | | | 27 | Vdc |
| over current protection | 18 Vdc output model | | | 32.4 | Vdc |
| | 24 Vdc output model | | | 45 | Vdc |
| | output shut down, auto recovery | | | | |
| | 5 Vdc output model | | | 5 | A |
| | 5.9 Vdc output model | | | 5 | A |
| | 9 Vdc output model | | | 3 | A |
| short circuit protection | 12 Vdc output model | | | 2.5 | A |
| | 15 Vdc output model | | | 2 | A |
| | 18 Vdc output model | | | 2 | A |
| | 24 Vdc output model | | | 1.5 | A |

SAFETY & COMPLIANCE

| parameter | conditions/description | min | typ | max | units |
|----------------------|---------------------------------------|---------|-------|-----|-------|
| isolation voltage | input to output at 10 mA for 1 minute | | 3,000 | | Vac |
| isolation resistance | input to output at 500 Vdc | 10 | | | MΩ |
| safety approvals | UL/cUL, LPS, PSE | | | | |
| EMI/EMC | FCC Part 15B Class B, CE | | | | |
| MTBF | as per Telcordia SR-332, 25°C | 300,000 | | | hours |
| RoHS | 2011/65/EU | | | | |

ENVIRONMENTAL

| parameter | conditions/description | min | typ | max | units |
|-----------------------|------------------------|-----|-----|-----|-------|
| operating temperature | | 0 | | 40 | °C |
| storage temperature | | -20 | | 80 | °C |
| operating humidity | non-condensing | 20 | | 80 | % |
| storage humidity | non-condensing | 10 | | 90 | % |

MECHANICAL

| parameter | conditions/description | min | typ | max | units |
|------------|------------------------|-----|-----|-----|-------|
| dimensions | 75 x 48 x 30 | | | | mm |
| inlet plug | IEC320/C8 | | | | |
| weight | without ac cord | | 126 | | g |

MECHANICAL DRAWING

units: mm
tolerance: ±0.5 mm



DC CORD

units: mm

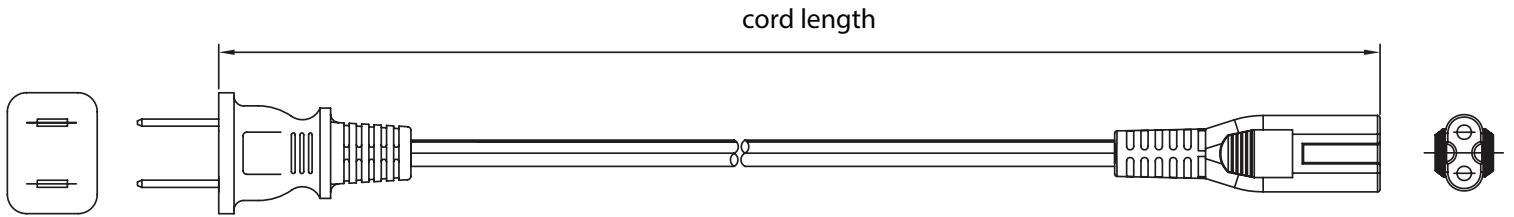


Table 1

| MODEL NO. | CABLE | CORD LENGTH |
|--------------|----------------|--------------|
| SDI12-5-UD | UL2468, 20 AWG | 1,500 mm ±30 |
| SDI12-5.9-UD | UL2468, 20 AWG | 1,500 mm ±30 |
| SDI12-9-UD | UL2468, 20 AWG | 1,500 mm ±30 |
| SDI12-12-UD | UL2468, 22 AWG | 1,500 mm ±30 |
| SDI12-15-UD | UL2468, 22 AWG | 1,500 mm ±30 |
| SDI12-18-UD | UL2468, 22 AWG | 1,500 mm ±30 |
| SDI12-24-UD | UL2468, 22 AWG | 1,500 mm ±30 |

AC CORD

units: mm



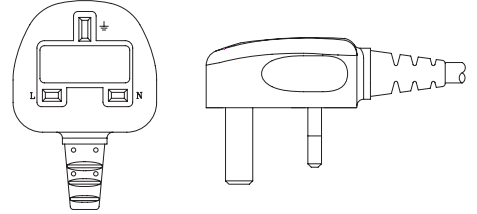
NORTH AMERICA



EUROPE



UNITED KINGDOM



AUSTRALIA



CHINA



SOUTH KOREA



BRAZIL



SOUTH AFRICA



JAPAN

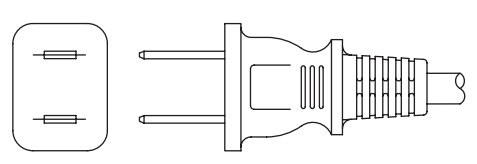


Table 2

| AC INPUT | CORD LENGTH |
|----------------|--------------|
| North America | 1,830 mm ±50 |
| Europe | 1,830 mm ±50 |
| United Kingdom | 1,830 mm ±30 |
| Australia | 1,830 mm ±30 |
| China | 1,830 mm ±30 |
| South Korea | 1,830 mm ±50 |
| Brazil | 1,830 mm ±30 |
| South Africa | 1,830 mm ±50 |
| Japan | 1,830 mm ±50 |

OUTPUT PLUG OPTIONS

Standard DC Plug



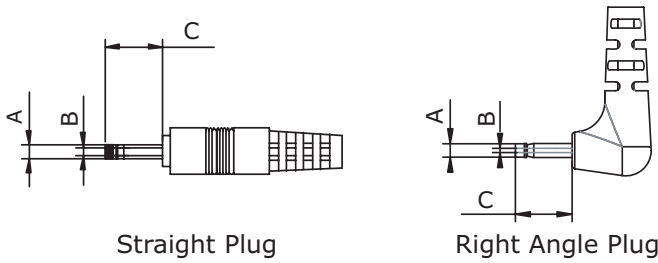
| Size | A | B | C | Unit |
|------|-----|------|-----|------|
| 5 | 5.5 | 2.1 | 9.5 | mm |
| 6 | 5.5 | 2.5 | 9.5 | mm |
| 7 | 3.5 | 1.35 | 9.5 | mm |
| 8 | 3.8 | 1.35 | 9.5 | mm |
| 9 | 3.8 | 1.05 | 9.5 | mm |

Locking DC Plug



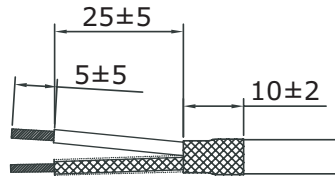
| Size | A | B | C | Unit |
|------|-----|-----|-----|------|
| 10 | 5.5 | 2.1 | 9.5 | mm |
| 11 | 5.5 | 2.5 | 9.5 | mm |

EIAJ DC Plug



| Size | EIAJ | A | B | C | Unit |
|------|--------|------|-----|-----|------|
| 12 | EIAJ-1 | 2.35 | 0.7 | 9.5 | mm |
| 13 | EIAJ-2 | 4.0 | 1.7 | 9.5 | mm |
| 14 | EIAJ-3 | 4.75 | 1.7 | 9.5 | mm |

Stripped and Tinned



DC Plug Type



*Contact CUI for additional plug options

REVISION HISTORY

| rev. | description | date |
|------|---------------------------------|------------|
| 1.0 | initial release | 08/21/2015 |
| 1.01 | updated datasheet | 05/18/2016 |
| 1.02 | updated datasheet | 09/15/2016 |
| 1.03 | removed GS mark as of 5/31/2019 | 04/10/2019 |

The revision history provided is for informational purposes only and is believed to be accurate.



CUI INC[®]

Headquarters
20050 SW 112th Ave.
Tualatin, OR 97062
800.275.4899

Fax 503.612.2383
cui.com
techsupport@cui.com

This device complies with part 15 of the FCC Rules. Operation is subject to the following two conditions:

- (1) This device may not cause harmful interference, and
- (2) this device must accept any interference received, including interference that may cause undesired operation.

CUI offers a one (1) year limited warranty. Complete warranty information is listed on our website.

CUI reserves the right to make changes to the product at any time without notice. Information provided by CUI is believed to be accurate and reliable. However, no responsibility is assumed by CUI for its use, nor for any infringements of patents or other rights of third parties which may result from its use.

CUI products are not authorized or warranted for use as critical components in equipment that requires an extremely high level of reliability. A critical component is any component of a life support device or system whose failure to perform can be reasonably expected to cause the failure of the life support device or system, or to affect its safety or effectiveness.



Компания «ЭлектроПласт» предлагает заключение долгосрочных отношений при поставках импортных электронных компонентов на взаимовыгодных условиях!

Наши преимущества:

- Оперативные поставки широкого спектра электронных компонентов отечественного и импортного производства напрямую от производителей и с крупнейших мировых складов;
- Поставка более 17-ти миллионов наименований электронных компонентов;
- Поставка сложных, дефицитных, либо снятых с производства позиций;
- Оперативные сроки поставки под заказ (от 5 рабочих дней);
- Экспресс доставка в любую точку России;
- Техническая поддержка проекта, помощь в подборе аналогов, поставка прототипов;
- Система менеджмента качества сертифицирована по Международному стандарту ISO 9001;
- Лицензия ФСБ на осуществление работ с использованием сведений, составляющих государственную тайну;
- Поставка специализированных компонентов (Xilinx, Altera, Analog Devices, Intersil, Interpoint, Microsemi, Aeroflex, Peregrine, Syfer, Eurofarad, Texas Instrument, Miteq, Cobham, E2V, MA-COM, Hittite, Mini-Circuits, General Dynamics и др.);

Помимо этого, одним из направлений компании «ЭлектроПласт» является направление «Источники питания». Мы предлагаем Вам помощь Конструкторского отдела:

- Подбор оптимального решения, техническое обоснование при выборе компонента;
- Подбор аналогов;
- Консультации по применению компонента;
- Поставка образцов и прототипов;
- Техническая поддержка проекта;
- Защита от снятия компонента с производства.



Как с нами связаться

Телефон: 8 (812) 309 58 32 (многоканальный)

Факс: 8 (812) 320-02-42

Электронная почта: org@eplast1.ru

Адрес: 198099, г. Санкт-Петербург, ул. Калинина, дом 2, корпус 4, литера А.