



### Main

Range of product	Zelio Relay
Series name	Interface relay
Product or component type	Plug-in relay
Device short name	RXG
Contacts type and composition	1 C/O

### Complementary

Status LED	Without
Contacts material	Silver alloy (AgSnO <sub>2</sub> In <sub>2</sub> O <sub>3</sub> )
Contact resistance	100 mOhm
[I <sub>th</sub> ] conventional enclosed thermal current	10 A (temperature : -40...131 °F (-40...55 °C))
[I <sub>e</sub> ] rated operational current	10 A at 30 V DC conforming to UL 10 A at 30 V DC conforming to IEC 10 A at 250 V AC conforming to IEC 10 A at 250 V AC conforming to UL
Maximum switching voltage	250 V AC 30 V DC
Load current	10 A at 250 V AC
Maximum switching capacity	2500 VA
Minimum switching capacity	500 mW at 100 mA, 5 V DC
Operating rate	<= 18000 cycles/hour no-load <= 1800 cycles/hour under load
Utilisation coefficient	20 %
Mechanical durability	10000000 cycles
Electrical durability	100000 cycles NO resistive load at 55 °C 100000 cycles NC resistive load at 55 °C
[U <sub>i</sub> ] rated insulation voltage	250 V conforming to IEC 300 V conforming to UL 300 V conforming to CSA
[U <sub>imp</sub> ] rated impulse withstand voltage	6 kV 1.2/50 μs
Dielectric strength	5000 V AC (reinforced insulation between coil and contact) 1000 V AC (micro disconnection between contacts)
Resistance	260 Ohm +/- 10 %
Insulation resistance	1000 MOhm at 500 V DC
Mounting position	Any position
Average consumption	0.82 VA at 60 Hz
Drop-out voltage threshold	>= 0.3 U <sub>c</sub> AC
Control circuit voltage limits	0.8...1.1 U <sub>c</sub> , AC
Electrical insulation class	Class F
Operating time	20 ms
Reset time	20 ms
[U <sub>c</sub> ] control circuit voltage	24 V AC
Safety reliability data	B10d = 100000
Colour of cover	Standard
Control type	Lockable test button
Local signalling	Flag

The information provided in this documentation contains general descriptions and/or technical characteristics of the performance of the products contained herein. This documentation is not intended as a substitute for and is not to be used for determining suitability or reliability of these products for specific user applications. It is the duty of any such user or integrator to perform the appropriate and complete risk analysis, evaluation and testing of the products with respect to the relevant specific application or use thereof. Neither Schneider Electric Industries SAS nor any of its affiliates or subsidiaries shall be responsible or liable for misuse of the information contained herein.

Product weight	0.04 lb(US) (0.02 kg)
Device presentation	Complete product

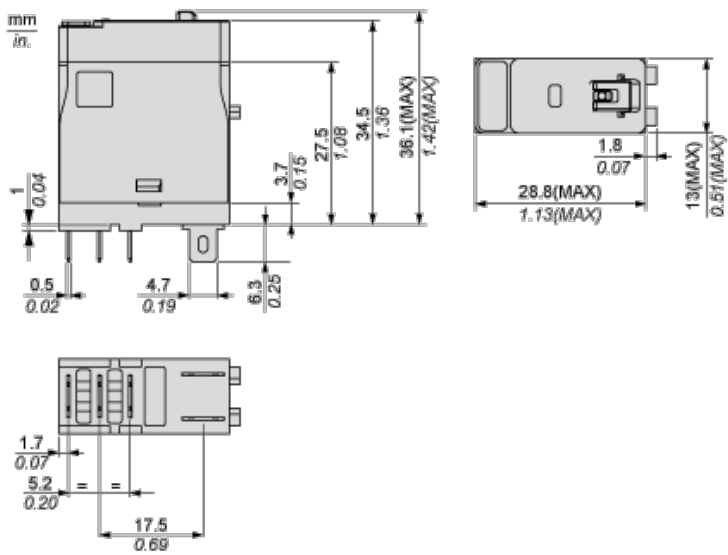
## Environment

vibration resistance	3 gn (f = 10...150 Hz), amplitude +/- 0.75 mm (in operation) 5 gn (f = 10...150 Hz), amplitude +/- 0.75 mm (not in operation)
IP degree of protection	IP40
shock resistance	20 gn in operation 100 gn not in operation
protection category	RT I
standards	UL 508 CSA C22.2 No 14 IEC 61810-1
product certifications	CE CSA RoHS UL REACH EAC China RoHS
pollution degree	2
overvoltage category	III
ambient air temperature for storage	-40...185 °F (-40...85 °C)
ambient air temperature for operation	-40...158 °F (-40...70 °C)
relative humidity	10...85 %
torque value	0.8 N.m

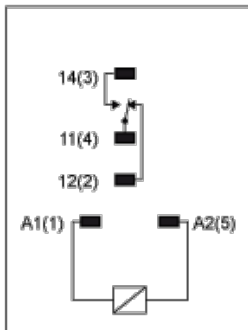
## Offer Sustainability

Green Premium product	Green Premium product
Compliant - since 1426 - Schneider Electric declaration of conformity	Compliant - since 1426 - Schneider Electric declaration of conformity
Reference not containing SVHC above the threshold	Reference not containing SVHC above the threshold
Available	Available
Need no specific recycling operations	Need no specific recycling operations
WARNING: This product can expose you to chemicals including:	WARNING: This product can expose you to chemicals including:
Nickel compounds, which is known to the State of California to cause cancer, and	Nickel compounds, which is known to the State of California to cause cancer, and
Di-isodecyl phthalate (DIDP), which is known to the State of California to cause birth defects or other reproductive harm.	Di-isodecyl phthalate (DIDP), which is known to the State of California to cause birth defects or other reproductive harm.
For more information go to <a href="http://www.p65warnings.ca.gov">www.p65warnings.ca.gov</a>	For more information go to <a href="http://www.p65warnings.ca.gov">www.p65warnings.ca.gov</a>

## Dimensions

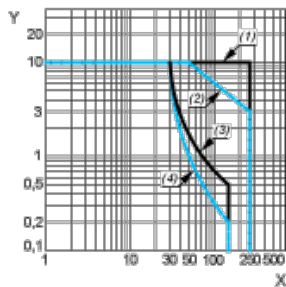


## Wiring Diagram



## Performance Curves

### Maximum Switching Capacity



X : Switching voltage (V)

Y : Switching current (A)

(1) AC Resistive Load

(2) AC Inductive Load  $\cos(\phi)=0.4$

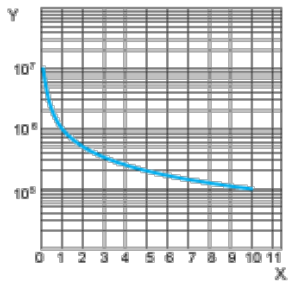
(3) DC Resistive Load

(4) DC Inductive Load  $T0.95=6P$

## Performance Curves

### Life Expectancy

Resistive Load

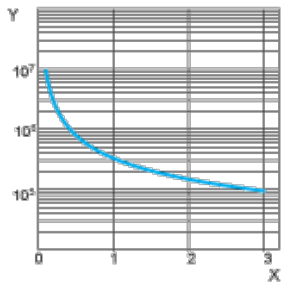


X : Contact Current (A)  
 Y : Operating Cycle Number

## Performance Curves

### Life Expectancy

Inductive Load



X : Contact Current (A)  
 Y : Operating Cycle Number



Компания «ЭлектроПласт» предлагает заключение долгосрочных отношений при поставках импортных электронных компонентов на взаимовыгодных условиях!

Наши преимущества:

- Оперативные поставки широкого спектра электронных компонентов отечественного и импортного производства напрямую от производителей и с крупнейших мировых складов;
- Поставка более 17-ти миллионов наименований электронных компонентов;
- Поставка сложных, дефицитных, либо снятых с производства позиций;
- Оперативные сроки поставки под заказ (от 5 рабочих дней);
- Экспресс доставка в любую точку России;
- Техническая поддержка проекта, помощь в подборе аналогов, поставка прототипов;
- Система менеджмента качества сертифицирована по Международному стандарту ISO 9001;
- Лицензия ФСБ на осуществление работ с использованием сведений, составляющих государственную тайну;
- Поставка специализированных компонентов (Xilinx, Altera, Analog Devices, Intersil, Interpoint, Microsemi, Aeroflex, Peregrine, Syfer, Eurofarad, Texas Instrument, Miteq, Cobham, E2V, MA-COM, Hittite, Mini-Circuits, General Dynamics и др.);

Помимо этого, одним из направлений компании «ЭлектроПласт» является направление «Источники питания». Мы предлагаем Вам помощь Конструкторского отдела:

- Подбор оптимального решения, техническое обоснование при выборе компонента;
- Подбор аналогов;
- Консультации по применению компонента;
- Поставка образцов и прототипов;
- Техническая поддержка проекта;
- Защита от снятия компонента с производства.



#### Как с нами связаться

**Телефон:** 8 (812) 309 58 32 (многоканальный)

**Факс:** 8 (812) 320-02-42

**Электронная почта:** [org@eplast1.ru](mailto:org@eplast1.ru)

**Адрес:** 198099, г. Санкт-Петербург, ул. Калинина, дом 2, корпус 4, литера А.