



ZHD-SCE LOW FIRE HAZARD DIESEL RESISTANT HEAT SHRINK IDENTIFICATION SYSTEM

Technical Datasheet

TTDS-263 Revision 6 October 2015

ZHD-SCE Zero Halogen, Diesel Resistant, Heat Shrink Identification Marker Sleeves for the identification of wires and cables.

ZHD-SCE is presented as cut sleeves organised in ladder format.

Manufactured using a specially developed radiation cross-linked, zero halogen material. ZHD-SCE is designed specifically to bridge the gap for installations where the highest performance is demanded from an identification sleeve, without compromising on safety or capability.

ZHD-SCE Heat Shrink Identification Marker Sleeves are available as part of a complete identification system. The system comprises specific printers, thermal transfer ribbons and WINTOTAL software.

PAGE 1

ZHD-SCE, LOW FIRE HAZARD, DIESEL RESISTANT HEAT SHRINK CABLE IDENTIFICATION SYSTEM

Features

- Zero Halogen
- Low Toxic Fumes
- Non-flame propagating
- Resistant to key rail and industrial fluids including diesel (defined by RW-2536)
- Sleeve diameters from 2.4mm to 38.1mm
- Shrink ratio 2:1

Applications

- Pre-termination Cable Identification
- Suitable for locations where there is a fire risk to people or equipment
- Suitable for installations that require outstanding fluid resistance, especially from diesel, from a zero halogen identification sleeve
- Rail, Mass transit, Aerospace, Marine and Heavy Industrial

Temperature Rating

- Operating Temperature Range -55°C to 125°C (-67°F to 257°F)

Design For Environment

- No Halogens, Sulphur, Nitrogen, Phosphorus and Cadmium sources above trace level. The flame retardant used in this product does not contain melamine cyanurate
- Further information and a downloadable declaration covering RoHS and REACH compliance can be found at the 'TE Product Compliance Support Centre':

<http://www.te.com/usa-en/utilities/product-compliance.html>

Specifications / Approvals

TE Connectivity Standard **RW-2536**

Rail Standards

EN45545-2, Hazard Classifications 1 and 2, In accordance with requirement set R22/R23

BS 6853 Code of practice for fire precautions in the design and construction of passenger carrying trains.

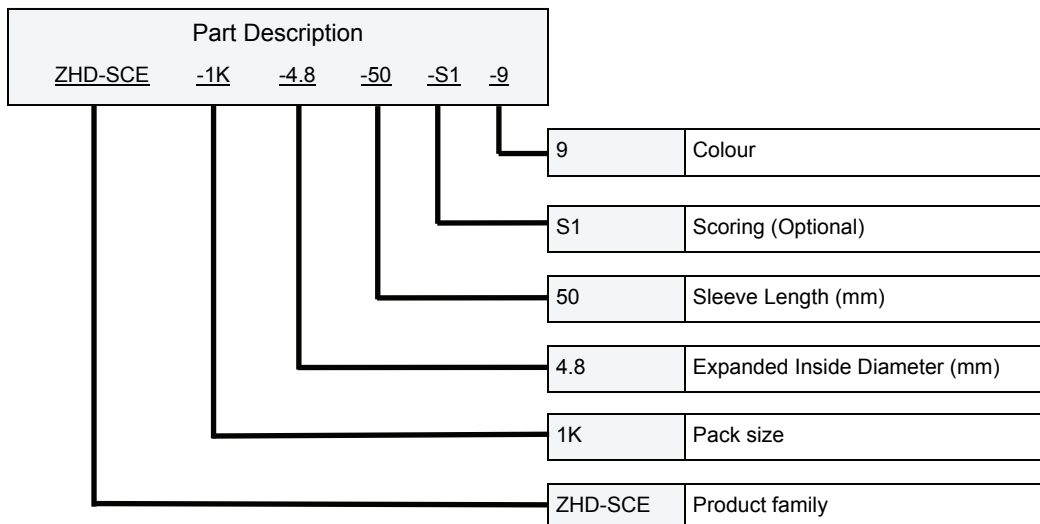
Interior minor use of materials of mass 100g to 500g vehicle category II

EN 50343 Rolling stock applications - Rolling stock - Rules for installation of cabling - Appendix H

Where possible, TE has tested product as a finished item, including the print. Operational tests are followed by an assessment of mark adherence to validate fit form and function. Further details can be found in TE standard RW-2536.

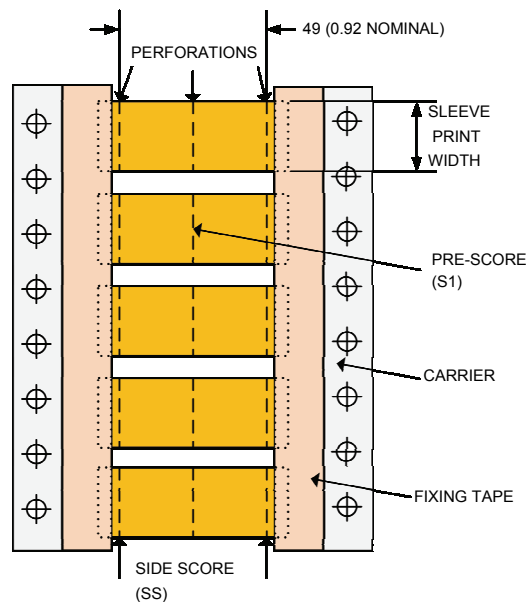


PAGE 2



Options

Pre-scoring	Perforated score to produce multiple marker sleeves from each ZHD-SCE sleeve.				
	Not scored	Code	Blank		
	Side scored	Code	SS		
	Sided scored with one pre-score	Code	SS1		
	1 Pre-score	Code	S1		
2 Pre-scores	Code	S2			
Packaging sizes	<blank>	250 piece packs available for all sizes			
	1K	1000 piece reels available for all sizes up to 25.4			
	2.5K	2500 piece reels available for sizes 4.8 up to 25.4			
	5K	5000 piece reels available for sizes 2.4 and 3.2			
Colours	Code	Yellow	White		
	Code	4	9		
	Code	Red	Green	Blue	Orange
	Code	2	5	6	3



Specify product name, pack size (leave blank for 250), sleeve size (in mm), sleeve length (always 50), pre-score (leave blank if not required) and colour

Dimensions in mm (inches)

Ordering Information

Ordering description	Inside diameter				Recommended cable diameter use range	
	As supplied (minimum)		After recovery (Maximum)			
	mm	inches	mm	inches	mm	inches
ZHD-SCE - <pack size> - 2.4 - 50 - <score> - <colour>	2.4	0.094	1.19	0.047	1.27 to 1.90	0.050 to 0.075
ZHD-SCE - <pack size> - 3.2 - 50 - <score> - <colour>	3.2	0.126	1.58	0.060	1.77 to 2.66	0.069 to 0.105
ZHD-SCE - <pack size> - 4.8 - 50 - <score> - <colour>	4.8	0.189	2.36	0.090	2.54 to 4.06	0.100 to 0.160
ZHD-SCE - <pack size> - 6.4 - 50 - <score> - <colour>	6.4	0.250	3.18	0.125	3.81 to 5.46	0.150 to 0.215
ZHD-SCE - <pack size> - 9.5 - 50 - <score> - <colour>	9.5	0.375	4.75	0.187	5.59 to 8.12	0.220 to 0.320
ZHD-SCE - <pack size> - 12.7 - 50 - <score> - <colour>	12.7	0.500	6.35	0.250	6.99 to 10.79	0.275 to 0.425
ZHD-SCE - <pack size> - 19.0 - 50 - <score> - <colour>	19.0	0.730	9.53	0.375	10.16 to 16.25	0.400 to 0.640
ZHD-SCE - <pack size> - 25.4 - 50 - <score> - <colour>	25.4	1.000	12.70	0.500	14.29 to 21.59	0.563 to 0.850
ZHD-SCE - 38.1 - 50 - <score> - <colour>	38.1	1.500	19.05	0.750	20.95 to 33.02	0.825 to 1.300

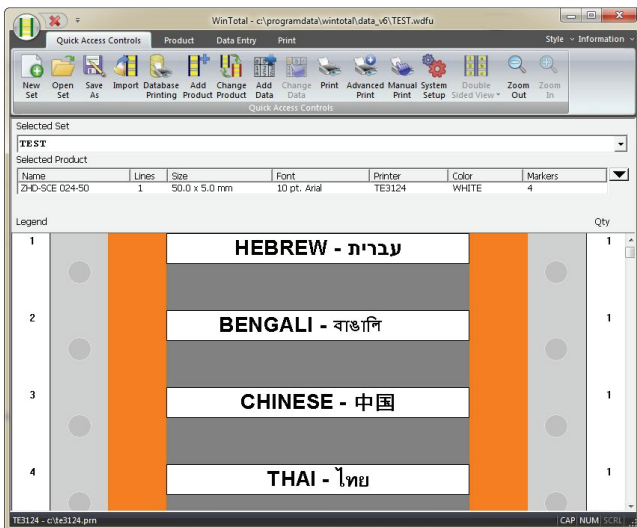


Printer Information

Print quality and print performance can only be guaranteed when specific TE printer and ribbons are used.

The current list of printers and ribbons can be found in TE document 411-121005 'Identification Printer Product Ribbon Matrix'. This document can be found in 'Access Our Tools':

<http://www.te.com/usa-en/utilities/access-product-tools-and-resources.html>



Software

WINTOTAL software, available to download for a 14 day evaluation period from the Identification Printer Software page:

<http://www.te.com/usa-en/products/identification-labeling/printers-software.html>

Contact a TE representative for further information



www.te.com/rail

TE Connectivity, TE Connectivity (logo) and Every Connection Counts are trademarks. All other logos, products and/or company names referred to herein might be trademarks of their respective owners.

The information given herein, including drawings, illustrations and schematics which are intended for illustration purposes only, is believed to be reliable. However, TE Connectivity makes no warranties as to its accuracy or completeness and disclaims any liability in connection with its use. TE Connectivity's obligations shall only be as set forth in TE Connectivity's Standard Terms and Conditions of Sale for this product and in no case will TE Connectivity be liable for any incidental, indirect or consequential damages arising out of the sale, resale, use or misuse of the product. Users of TE Connectivity products should make their own evaluation to determine the suitability of each such product for the specific application.

© 2015 TE Connectivity Ltd. family of companies All Rights Reserved.





Компания «ЭлектроПласт» предлагает заключение долгосрочных отношений при поставках импортных электронных компонентов на взаимовыгодных условиях!

Наши преимущества:

- Оперативные поставки широкого спектра электронных компонентов отечественного и импортного производства напрямую от производителей и с крупнейших мировых складов;
- Поставка более 17-ти миллионов наименований электронных компонентов;
- Поставка сложных, дефицитных, либо снятых с производства позиций;
- Оперативные сроки поставки под заказ (от 5 рабочих дней);
- Экспресс доставка в любую точку России;
- Техническая поддержка проекта, помощь в подборе аналогов, поставка прототипов;
- Система менеджмента качества сертифицирована по Международному стандарту ISO 9001;
- Лицензия ФСБ на осуществление работ с использованием сведений, составляющих государственную тайну;
- Поставка специализированных компонентов (Xilinx, Altera, Analog Devices, Intersil, Interpoint, Microsemi, Aeroflex, Peregrine, Syfer, Eurofarad, Texas Instrument, Miteq, Cobham, E2V, MA-COM, Hittite, Mini-Circuits, General Dynamics и др.);

Помимо этого, одним из направлений компании «ЭлектроПласт» является направление «Источники питания». Мы предлагаем Вам помощь Конструкторского отдела:

- Подбор оптимального решения, техническое обоснование при выборе компонента;
- Подбор аналогов;
- Консультации по применению компонента;
- Поставка образцов и прототипов;
- Техническая поддержка проекта;
- Защита от снятия компонента с производства.



Как с нами связаться

Телефон: 8 (812) 309 58 32 (многоканальный)

Факс: 8 (812) 320-02-42

Электронная почта: org@eplast1.ru

Адрес: 198099, г. Санкт-Петербург, ул. Калинина, дом 2, корпус 4, литера А.