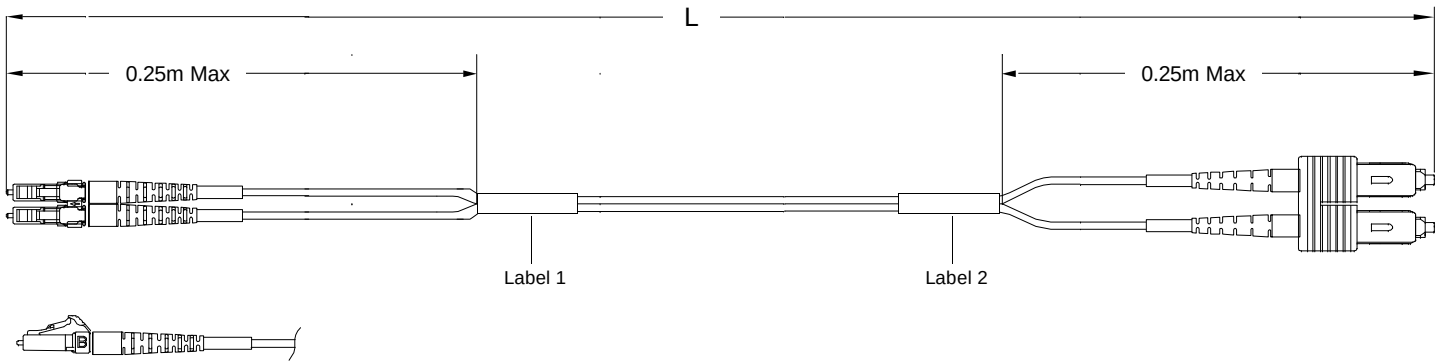
Restricted to: General Release

USED ON

DWG NO 1905091

THIS DRAWING IS A CONTROLLED DOCUMENT



Left Side

Connector(s): LC-Duplex Secure
Mode: SM
Housing Color: Yellow
Geom. Spec: N/A

Fiber Path

A - ——— - B
B - ——— - A

Right Side

Connector(s): SC-Duplex
Mode: SM
Housing Color: Blue
Geom. Spec: N/A

Notes:

1 Product and Processing must meet requirements of Tyco Electronics Standard 230-702
2 Includes dust caps (not shown on print).
3 IL and RL tested at 1310nm.
4 Label 2 will not be present on any cable assembly less than 5 meters long.

P	LTR	REVISION RECORD	DATE	DWN	APVD
	A	Rev Per EC# None	11/9/2006	-	DF

DIMENSIONS: meters
TOLERANCES UNLESS OTHERWISE SPECIFIED:
0 PLC # -
1 PLC # -
2 PLC # -
3 PLC # -
4 PLC # -

Customer Print

DWN Cable Assy Configurator
CHK Dave Fennell
APVD Dave Fennell
MATERIAL -
HEAT TREAT -

AMP Tyco Electronics, Inc. Harrisburg, PA 17105-3608

NAME FO C/A - 2 fiber, SM, OFNR (Riser) jacket, LC-Duplex Secure to SC-Duplex

SCALE NTS | SIZE A2 | DRAWING NO C- 1905091 | SHEET 1 of 4 | REV A

LOC CE
DIST 16

CAC Customer Layout Rev: D

THIS INFORMATION IS CONFIDENTIAL AND PROPRIETARY TO TYCO ELECTRONICS CORPORATION AND ITS WORLDWIDE SUBSIDIARIES, AND MAY NOT BE REPRODUCED, USED, OR DISCLOSED TO ANYONE OTHER THAN TYCO ELECTRONICS PERSONNEL, WITHOUT WRITTEN AUTHORIZATION FROM TYCO ELECTRONICS CORPORATION, HARRISBURG, PENNSYLVANIA

Restricted to: General Release

USED ON

Part #	L (meters)	L (feet)	LC-Duplex Secure, Yellow IL (dB)	LC-Duplex Secure, Yellow RL (dB)	SC-Duplex, Blue IL (dB)	SC-Duplex, Blue RL (dB)
0-1905091-1	0.950 - 1.050	3.11 - 3.44	0.5	45	0.5	55
0-1905091-2	1.950 - 2.050	6.39 - 6.72	0.5	45	0.5	55
0-1905091-3	2.950 - 3.050	9.67 - 10.00	0.5	45	0.5	55
0-1905091-4	3.920 - 4.080	12.86 - 13.38	0.51	45	0.51	55
0-1905091-5	4.920 - 5.080	16.14 - 16.66	0.51	45	0.51	55
0-1905091-6	5.920 - 6.080	19.42 - 19.94	0.51	45	0.51	55
0-1905091-7	6.920 - 7.080	22.70 - 23.22	0.51	45	0.51	55
0-1905091-8	7.920 - 8.080	25.98 - 26.50	0.51	45	0.51	55
0-1905091-9	8.850 - 9.150	29.03 - 30.01	0.51	45	0.51	55
1-1905091-0	9.850 - 10.150	32.31 - 33.30	0.52	45	0.52	55
1-1905091-1	10.850 - 11.150	35.59 - 36.58	0.52	45	0.52	55
1-1905091-2	11.850 - 12.150	38.87 - 39.86	0.52	45	0.52	55
1-1905091-3	12.850 - 13.150	42.15 - 43.14	0.52	45	0.52	55
1-1905091-4	13.850 - 14.150	45.43 - 46.42	0.52	45	0.52	55
1-1905091-5	14.850 - 15.150	48.72 - 49.70	0.52	45	0.52	55
1-1905091-6	15.840 - 16.160	51.96 - 53.01	0.52	45	0.52	55
1-1905091-7	16.830 - 17.170	55.21 - 56.33	0.53	45	0.53	55
1-1905091-8	17.820 - 18.180	58.46 - 59.64	0.53	45	0.53	55
1-1905091-9	18.810 - 19.190	61.71 - 62.95	0.53	45	0.53	55
2-1905091-0	19.800 - 20.200	64.96 - 66.27	0.53	45	0.53	55
2-1905091-1	20.790 - 21.210	68.20 - 69.58	0.53	45	0.53	55
2-1905091-2	21.780 - 22.220	71.45 - 72.90	0.53	45	0.53	55
2-1905091-3	22.770 - 23.230	74.70 - 76.21	0.53	45	0.53	55
2-1905091-4	23.760 - 24.240	77.95 - 79.52	0.54	45	0.54	55
2-1905091-5	24.750 - 25.250	81.20 - 82.84	0.54	45	0.54	55
2-1905091-6	25.740 - 26.260	84.44 - 86.15	0.54	45	0.54	55
2-1905091-7	26.730 - 27.270	87.69 - 89.46	0.54	45	0.54	55
2-1905091-8	27.720 - 28.280	90.94 - 92.78	0.54	45	0.54	55
2-1905091-9	28.710 - 29.290	94.19 - 96.09	0.54	45	0.54	55
3-1905091-0	29.700 - 30.300	97.44 - 99.40	0.55	45	0.55	55
3-1905091-1	30.690 - 31.310	100.68 - 102.72	0.55	45	0.55	55
3-1905091-2	31.680 - 32.320	103.93 - 106.03	0.55	45	0.55	55
3-1905091-3	32.670 - 33.330	107.18 - 109.35	0.55	45	0.55	55
3-1905091-4	33.660 - 34.340	110.43 - 112.66	0.55	45	0.55	55
3-1905091-5	34.650 - 35.350	113.68 - 115.97	0.55	45	0.55	55
3-1905091-6	35.640 - 36.360	116.92 - 119.29	0.55	45	0.55	55
3-1905091-7	36.630 - 37.370	120.17 - 122.60	0.56	45	0.56	55
3-1905091-8	37.620 - 38.380	123.42 - 125.91	0.56	45	0.56	55
3-1905091-9	38.610 - 39.390	126.67 - 129.23	0.56	45	0.56	55
4-1905091-0	39.600 - 40.400	129.92 - 132.54	0.56	45	0.56	55
4-1905091-1	40.590 - 41.410	133.16 - 135.85	0.56	45	0.56	55
4-1905091-2	41.580 - 42.420	136.41 - 139.17	0.56	45	0.56	55

Qty	U of M	Description	Item No.
2	piece	Trace Label	10
2	piece	CONN ASSY, SM, SC 1.6MM/125.5UM	9
4	piece	Eyelet/Shrink tube assembly - Yellow	8
2	piece	SC Duplex Clip	7
AR	meter	2 fiber, SM, 2.0mm, Twinzip, Yellow, OFNR (Riser)	6
2	piece	2.5mm ferrule cover	5
2	piece	SC Simplex Housing, Blue	4
2	piece	LC Connector Assy, 1.6mm-2.0mm, SM	3
1	piece	LC Duplex clip, black	2
4	piece	LC, SC, FC Straight Boot, Blue	1

DWG NO

THIS DRAWING IS A CONTROLLED DOCUMENT.

THIS INFORMATION IS CONFIDENTIAL AND PROPRIETARY TO TYCO ELECTRONICS CORPORATION AND ITS WORLDWIDE SUBSIDIARIES, AND AFFILIATES. COPYRIGHT AND ANY OTHER APPLICABLE LAWS. IT MAY NOT BE COPIED OR USED IN ANY WAY BY TYCO ELECTRONICS PERSONNEL, WITHOUT WRITTEN AUTHORIZATION FROM TYCO ELECTRONICS CORPORATION, HARRISBURG, PENNSYLVANIA

LOC CE

DIST 16

CAC Customer Layout Rev: D

P	LTR	REVISION RECORD	DATE	DWN	APVD
	A	Rev Per EC# None	11/9/2006	-	DF

DIMENSIONS: meters

TOLERANCES UNLESS OTHERWISE SPECIFIED:
0 PLC ± -
1 PLC ± -
2 PLC ± -
3 PLC ± -
4 PLC ± -

Customer Print

DWN: Cable Assy Configurator
MATERIAL: -
HEAT TREAT: -
CHK: Dave Fennell
APVD: Dave Fennell
AMP Tyco Electronics, Inc. Harrisburg, PA 17105-3608
NAME: FO C/A - 2 fiber, SM, OFNR (Riser) jacket, LC-Duplex Secure to SC-Duplex
SCALE: NTS | SIZE: A2 | DRAWING NO: C- 1905091 | SHEET: 2 of 4 | REV: A

8 7 6 5 4 3 2 1

D C B A

Restricted to: General Release

USED ON

Part #	L (meters)	L (feet)	LC-Duplex Secure, Yellow IL (dB)	LC-Duplex Secure, Yellow RL (dB)	SC-Duplex, Blue IL (dB)	SC-Duplex, Blue RL (dB)
4-1905091-3	42.570 - 43.430	139.66 - 142.48	0.56	45	0.56	55
4-1905091-4	43.560 - 44.440	142.91 - 145.80	0.57	45	0.57	55
4-1905091-5	44.550 - 45.450	146.16 - 149.11	0.57	45	0.57	55
4-1905091-6	45.540 - 46.460	149.40 - 152.42	0.57	45	0.57	55
4-1905091-7	46.530 - 47.470	152.65 - 155.74	0.57	45	0.57	55
4-1905091-8	47.520 - 48.480	155.90 - 159.05	0.57	45	0.57	55
4-1905091-9	48.510 - 49.490	159.15 - 162.36	0.57	45	0.57	55
5-1905091-0	49.500 - 50.500	162.40 - 165.68	0.58	45	0.58	55
5-1905091-1	50.490 - 51.510	165.64 - 168.99	0.58	45	0.58	55
5-1905091-2	51.480 - 52.520	168.89 - 172.30	0.58	45	0.58	55
5-1905091-3	52.470 - 53.530	172.14 - 175.62	0.58	45	0.58	55
5-1905091-4	53.460 - 54.540	175.39 - 178.93	0.58	45	0.58	55
5-1905091-5	54.450 - 55.550	178.64 - 182.25	0.58	45	0.58	55
5-1905091-6	55.440 - 56.560	181.88 - 185.56	0.58	45	0.58	55
5-1905091-7	56.430 - 57.570	185.13 - 188.87	0.59	45	0.59	55
5-1905091-8	57.420 - 58.580	188.38 - 192.19	0.59	45	0.59	55
5-1905091-9	58.410 - 59.590	191.63 - 195.50	0.59	45	0.59	55
6-1905091-0	59.400 - 60.600	194.88 - 198.81	0.59	45	0.59	55
6-1905091-1	60.390 - 61.610	198.12 - 202.13	0.59	45	0.59	55
6-1905091-2	61.380 - 62.620	201.37 - 205.44	0.59	45	0.59	55
6-1905091-3	62.370 - 63.630	204.62 - 208.75	0.59	45	0.59	55
6-1905091-4	63.360 - 64.640	207.87 - 212.07	0.6	45	0.6	55
6-1905091-5	64.350 - 65.650	211.12 - 215.38	0.6	45	0.6	55
6-1905091-6	65.340 - 66.660	214.37 - 218.70	0.6	45	0.6	55
6-1905091-7	66.330 - 67.670	217.61 - 222.01	0.6	45	0.6	55
6-1905091-8	67.320 - 68.680	220.86 - 225.32	0.6	45	0.6	55
6-1905091-9	68.310 - 69.690	224.11 - 228.64	0.6	45	0.6	55
7-1905091-0	69.300 - 70.700	227.36 - 231.95	0.61	45	0.61	55
7-1905091-1	70.290 - 71.710	230.61 - 235.26	0.61	45	0.61	55
7-1905091-2	71.280 - 72.720	233.85 - 238.58	0.61	45	0.61	55
7-1905091-3	72.270 - 73.730	237.10 - 241.89	0.61	45	0.61	55
7-1905091-4	73.260 - 74.740	240.35 - 245.20	0.61	45	0.61	55
7-1905091-5	74.250 - 75.750	243.60 - 248.52	0.61	45	0.61	55
7-1905091-6	75.240 - 76.760	246.85 - 251.83	0.61	45	0.61	55
7-1905091-7	76.230 - 77.770	250.09 - 255.15	0.62	45	0.62	55
7-1905091-8	77.220 - 78.780	253.34 - 258.46	0.62	45	0.62	55
7-1905091-9	78.210 - 79.790	256.59 - 261.77	0.62	45	0.62	55
8-1905091-0	79.200 - 80.800	259.84 - 265.09	0.62	45	0.62	55

THIS DRAWING IS A CONTROLLED DOCUMENT.
DWG NO
THIS INFORMATION IS CONFIDENTIAL AND PROPRIETARY TO TYCO ELECTRONICS CORPORATION AND ITS WORLDWIDE SUBSIDIARIES, AND IS NOT TO BE DISCLOSED TO ANY PERSON OR COMPANY OUTSIDE THE TYCO ELECTRONICS PERSONNEL, WITHOUT WRITTEN AUTHORIZATION FROM TYCO ELECTRONICS CORPORATION, HARRISBURG, PENNSYLVANIA USA.

LOC	DIST
CE	16

CAC Customer Layout Rev: D

P	LTR	REVISION RECORD	DATE	DWN	APVD
	A	Rev Per EC# None	11/9/2006	-	DF

DIMENSIONS: meters

TOLERANCES UNLESS OTHERWISE SPECIFIED:
0 PLC ± -
1 PLC ± -
2 PLC ± -
3 PLC ± -
4 PLC ±

Customer Print

DWN: Cable Assy Configurator
MATERIAL: -
HEAT TREAT: -
CHK: Dave Fennell
APVD: Dave Fennell
AMP Tyco Electronics, Inc. Harrisburg, PA 17105-3608
NAME: FO C/A - 2 fiber, SM, OFNR (Riser) jacket, LC-Duplex Secure to SC-Duplex
SCALE: NTS | SIZE: A2 | DRAWING NO: C- 1905091 | SHEET: 3 of 4 | REV: A

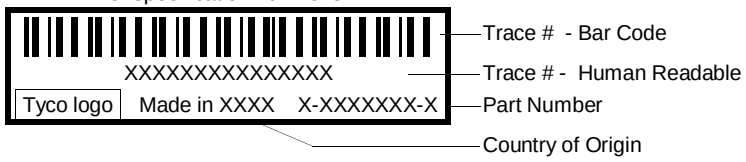
8 7 6 5 4 3 2 1

D C B A

Restricted to: General Release

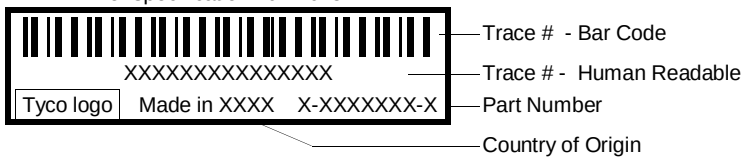
USED ON

Label 1 Per specification 107-1645-1



This label is used on all lengths on this drawing.

Label 2 Per specification 107-1645-1



This label is used on all lengths on this drawing.

DWG NO

THIS DRAWING IS A CONTROLLED DOCUMENT.

THIS INFORMATION IS CONFIDENTIAL AND PROPRIETARY TO TYCO ELECTRONICS CORPORATION AND ITS WORLDWIDE SUBSIDIARIES, AND IS NOT TO BE REPRODUCED, USED OR DISCLOSED TO ANYONE OUTSIDE TYCO ELECTRONICS PERSONNEL, WITHOUT WRITTEN AUTHORIZATION FROM TYCO ELECTRONICS CORPORATION, HARRISBURG, PENNSYLVANIA USA.

LOC CE

DIST 16

CAC Customer Layout Rev: D

P	LTR	REVISION RECORD	DATE	DWN	APVD
	A	Rev Per EC# None	11/9/2006	-	DF

DIMENSIONS: meters

TOLERANCES UNLESS OTHERWISE SPECIFIED:
0 PLC ± -
1 PLC ± -
2 PLC ± -
3 PLC ± -
4 PLC ±

Customer Print

DWN: Cable Assy Configurator
CHK: Dave Fennell
APVD: Dave Fennell
NAME: FO C/A - 2 fiber, SM, OFNR (Riser) jacket, LC-Duplex Secure to SC-Duplex

MATERIAL: -
HEAT TREAT: -

AMP Tyco Electronics, Inc. Harrisburg, PA 17105-3608

SCALE	SIZE	DRAWING NO	SHEET	REV
NTS	A2	C- 1905091	4 of 4	A

8 7 6 5 4 3 2 1

D C B A


Компания «ЭлектроПласт» предлагает заключение долгосрочных отношений при поставках импортных электронных компонентов на взаимовыгодных условиях!

Наши преимущества:

- Оперативные поставки широкого спектра электронных компонентов отечественного и импортного производства напрямую от производителей и с крупнейших мировых складов;
- Поставка более 17-ти миллионов наименований электронных компонентов;
- Поставка сложных, дефицитных, либо снятых с производства позиций;
- Оперативные сроки поставки под заказ (от 5 рабочих дней);
- Экспресс доставка в любую точку России;
- Техническая поддержка проекта, помощь в подборе аналогов, поставка прототипов;
- Система менеджмента качества сертифицирована по Международному стандарту ISO 9001;
- Лицензия ФСБ на осуществление работ с использованием сведений, составляющих государственную тайну;
- Поставка специализированных компонентов (Xilinx, Altera, Analog Devices, Intersil, Interpoint, Microsemi, Aeroflex, Peregrine, Syfer, Eurofarad, Texas Instrument, Miteq, Cobham, E2V, MA-COM, Hittite, Mini-Circuits,General Dynamics и др.);

Помимо этого, одним из направлений компании «ЭлектроПласт» является направление «Источники питания». Мы предлагаем Вам помощь Конструкторского отдела:

- Подбор оптимального решения, техническое обоснование при выборе компонента;
- Подбор аналогов;
- Консультации по применению компонента;
- Поставка образцов и прототипов;
- Техническая поддержка проекта;
- Защита от снятия компонента с производства.



Как с нами связаться

Телефон: 8 (812) 309 58 32 (многоканальный)
Факс: 8 (812) 320-02-42
Электронная почта: org@eplast1.ru
Адрес: 198099, г. Санкт-Петербург, ул. Калинина, дом 2, корпус 4, литера А.