

**Marking Systems
Tools
Mounting Material
2013 / 2014**

5





PCB connection technology and electronics housing

- PCB terminal blocks and plug-in connectors
- Electronics housing



Connection technology for field devices

- Plug-in connectors
- Cables and connectors



Modular terminal blocks

- Modular terminal blocks



Sensor/actuator cabling and industrial plug-in connectors

- Sensor/actuator cabling
- Cables and connectors
- Plug-in connectors



Marking systems, tools, and mounting material



Surge protection and power supply units

- Lightning monitoring system
- Surge protection and interference filters
- Power supply units and UPS
- Protective devices



Interface technology and switching devices

- Electronic switching devices and motor control
- Measurement and control technology • Monitoring
- Relay modules • System cabling for controllers



Control technology, I/O systems and automation infrastructure

- Ethernet networks • Functional safety • HMIs and industrial PCs • I/O systems
- Industrial lighting and signaling • Industrial communication technology
- Fieldbus components and systems • Wireless data communication
- Process infrastructure • Software • Controllers

Table of contents

Product range in pictures

2

From here, you can access the desired product directly

System features

11

Marking systems, tools, and mounting material

Marking

MARKING system

Planning and marking software



21

Printing systems



29

Terminal marking



55

Conductor and cable marking



153

Device marking



227

System marking



317

Hand tools



361

Tools

TOOL fox

Automatic devices



467

Installation and mounting material

CABINET add-on

Component mounting
Shielding
Cable management



483

Technical information

584

Index

598

Marking systems, tools, mounting material

Product range in pictures

Planning and marking software



Planning and marking software
CLIP PROJECT Page 24

Printers - MARKING system



BLUEMARK CLED for printing UniCard materials - as easy as printing on paper
BLUEMARK CLED Page 33



Printer set
BLUEMARK CLED SET Page 33




Thermal transfer printer for printing with segmented multi-ink ribbons
THERMOMARK CARD PLUS Page 34



Thermal transfer printer for roll material
THERMOMARK X1.2 Page 22




Thermal transfer printer for shrink sleeves (double-sided printing possible)
THERMOMARK W2 Page 43



Plotter
CMS-P1-PLOTTER Page 44




Plotter with engraving unit
P1 ENGRAVING UNIT Page 45




Zack marker strip terminal marking for tall and flat marker groove, for printing with plotter
ZB... Page 68



UniCard terminal marking for a tall marker groove, for printing with THERMOMARK CARD
UCT-TM... Page 82



UniCard terminal marking for tall and flat marker groove, for printing with THERMOMARK CARD
UCT-TM... Page 82



UniSheet terminal marking for a universal marker groove, for printing with THERMOMARK CARD
US-TM... Page 90

Conductor and cable marking - MARKING system




Group marking Page 108



UniCard marking for terminal blocks from other manufacturers, for printing with BLUE-MARK and THERMOMARK CARD
Page 118



Aluminum cable marking for assembly with cable binders, for printing with BLUE-MARK CLED
WMTB-AL... Page 161



UniCard clip-on conductor marking, for printing with BLUEMARK
UC-WMC... Page 162



Thermal transfer printer for printing plastic material in UCT and US format
THERMOMARK CARD Page 35



Thermal transfer printer for roll material
THERMOMARK ROLL Page 38




Thermal transfer printer for roll material
THERMOMARK ROLL X1 Page 39




Thermal transfer printer sets
MARKING BOX Page 40

Terminal marking - MARKING system




UniCard terminal marking for a tall marker groove, for printing with BLUEMARK
UC-TM... Page 58



UniCard terminal marking for tall and flat marker groove, for printing with BLUEMARK
UC-TM... Page 58




UniCard terminal marking for marking stud holders, for printing with BLUEMARK
UC-TMN... Page 66




Zack marker strip terminal marking for a tall marker groove, for printing with plotter
ZB... Page 68




UniSheet terminal marking for tall and flat marker grooves, for printing with THERMOMARK CARD
US-TMF... Page 91
UCT1... UCT5-TM... Page 128



Self-adhesive marker strips for terminal blocks WITHOUT a marker groove, for printing with THERMOMARK ROLL
US-TML... Page 92



Marker strips for terminal marking, for tall and flat marker grooves, for printing with THERMOMARK ROLL
TMT... Page 94




Self-adhesive marker strips for terminal blocks WITHOUT a marker groove, for printing with THERMOMARK ROLL
TML... Page 106



UniCard conductor marking for threading, for printing with BLUEMARK
UC-WMCO... Page 170



Conductor marking with ferrules that can be labeled, for printing with BLUEMARK
AI-WM... Page 175



UniCard conductor marking for marking collars, for printing with BLUEMARK
UC-WMT... Page 176



UniCard cable marking for assembly with cable binders, for printing with BLUEMARK
UC-WMTBA... Page 179
UC-WMTBA... Page 180

Product range in pictures



UniCard conductor marking for threading, for printing with THERMOMARK CARD UCT-WMS... Page 186



UniSheet conductor marking for marking collars, for printing with THERMOMARK CARD US-WMT... Page 187



UniSheet cable marking for assembly with cable binders, for printing with THERMOMARK CARD US-WMTB... Page 190



Self-adhesive conductor marking with transparent protective foil, for printing with THERMOMARK ROLL WML... Page 194



Cable marking for assembly with cable binders, for printing with THERMOMARK ROLL WMTB... Page 211



Cable markers for marking cables and conductors with larger cross sections SD-WMTBS... Page 221



Plastic cable markers for insert labels KMK... Page 214



Halogen-free conductor and cable marking for assembly with cable binders WMTB-HF... Page 212



Aluminum device marking that can be snapped into marker carriers, for printing with BLUEMARK CLED EMP-AL... Page 233




UniCard stick-on device marking with high adhesive strength, for printing with BLUEMARK UC-EMLP... Page 234



UniCard device marking for screwing or riveting, for printing with BLUEMARK UC-EMSP... PATO... Page 236 Page 225



Marker carriers for UC-EMP .../US-EMP ... snap-in labels, for printing with BLUEMARK Page 296



Device marking for snapping into marker carriers, for printing with THERMOMARK CARD P-SS-ZB.../P-ZB... Page 298



Stick-on device marking and additional screws or rivets, for printing with THERMOMARK CARD US-EMLSP... Page 267



Stick-on device marking for marking with THERMOMARK CARD US-EML... Page 268



Stick-on device marking, for printing with THERMOMARK ROLL EML... Page 270



Self-adhesive conductor marking with flags
WML-FLAG... Page 198



Pre-assembled shrink sleeves, for printing
with THERMOMARK ROLL
WMS... Page 200



Insert conductor marking for marking collars,
for printing with THERMOMARK ROLL
EMT... Page 208



Conductor marking for threading, for printing
with THERMOMARK ROLL
WMT... Page 210



Stainless steel cable marking
SD-WMTBS...VA Page 222



Marking collars for insert labels
PATG... Page 224
PATO... Page 225

Device marking - MARKING system



Stick-on aluminum device marking, for
printing with BLUEMARK CLED
EMLP-AL Page 231




Aluminum device marking to be screwed in
or riveted, for printing with
BLUEMARK CLED
EMSP-AL... Page 232



UniCard device marking that can be
snapped into marker carriers, for printing
with BLUEMARK
UC-EMP... Page 237



UniCard snap-in device marking, for printing
with BLUEMARK
UC-EM... Page 240



UniSheet stick-on device marking, for printing
with THERMOMARK CARD
US-EMLP... Page 258



UniSheet device marking that can be
snapped into marker carriers, for printing
with THERMOMARK CARD
US-EMP... Page 262



Stick-on device marking, for printing with
THERMOMARK ROLL
EMLP... Page 274



Stick-on device marking, can be engraved or
marked, for printing with THERMOMARK
ROLL
EMLP 24... Page 276
EMLP 30... Page 277



Highly flexible stick-on PVC device marking,
for printing with THERMOMARK ROLL
EMLF... Page 278



Stick-on device marking for rough or structured
surfaces, for printing with
THERMOMARK ROLL
EML-HA... Page 280

Product range in pictures



Stick-on device marking for high-temperature applications, for printing with THERMOMARK ROLL EML-HT... Page 282



Stick-on device marking, for ESD applications, for printing with THERMOMARK ROLL... EML-ESD... Page 284



Stick-on device marking, removable, for printing with THERMOMARK ROLL... EML-RM... Page 286



Stick-on device marking for anti-tamper protection, for printing with THERMOMARK ROLL EMLS... Page 288

System marking - MARKING system



Stick-on warning labels, preprinted and for printing with THERMOMARK US-PML-W... Page 320



Stick-on warning labels, with lightning flash and warning instruction PML-W301... Page 324



Stick-on prohibition signs, preprinted and for printing with THERMOMARK PML-P101... Page 328



Stick-on mandatory signs, preprinted and for printing with THERMOMARK PML-M101... Page 336

Hand tools - TOOL fox



Cable cutter CUTFOX... Page 364



Cable cutter with ratchet function for minimum effort CUTFOX... Page 364



UNIFOX VDE combination pliers UNIFOX-CE VDE... Page 368



Cable binder tools for plastic and stainless steel cable binders UNIFOX-CT... Page 369



WIREFOX stripping tools, angled WIREFOX... Page 378



WIREFOX stripping tools WIREFOX... Page 378



WIREFOX stripping tool WIREFOX-D... Page 386




Stripping tool for coaxial cables WIREFOX-D... Page 386



UniCard snap-in device marking for Axioline E series, for printing with THERMOMARK ROLL EMT...R Page 290



UC-EMP... UniCard device marking that can be snapped into marker carriers, for printing with BLUEMARK Page 237



Stick-on device marking, can be engraved or labeled with writing GPE... Page 294



Marker carrier for buttons and control devices CARRIER-EMP 22... Page 296 CARRIER-EMLP 22... Page 297



Stick-on pipeline markers, for printing with THERMOMARK ROLL... PML-T101... Page 342



Stick-on hazardous substances labels, pre-printed and for printing with THERMOMARK PML-GHS101... Page 350



Stick-on combi labels, for printing with THERMOMARK CARD... US-EMLF... Page 354



Magnetic label, unprinted, for printing with THERMOMARK ROLL... PML... Page 356



CUTFOX cable duct cutter CUTFOX-CD Page 371



Cable duct cutter PPS CD M Page 371



Profile cutters PPS... Page 372



MICROFOX pliers for all electronics applications MICROFOX... Page 374



Stripping tool for solar cables WIREFOX-D SR... Page 387



CRIMPHANDY - portable hand-held machine, for stripping and crimping in just one step CRIMPHANDY Page 388



CRIMPFOX crimping pliers for ferrules CRIMPFOX... Page 392



Crimping pliers for connectors CRIMPFOX-RCI... Page 398

Marking systems, tools, mounting material

Product range in pictures



Basic pliers for accommodating various crimp inserts
CRIMPFOX-C50 Page 403



Crimping pliers for solar connectors
CRIMPFOX-SR... Page 410



Basic pliers for accommodating various coaxial crimp inserts
CRIMPFOX-M... Page 412



Screwdrivers
SZS... Page 416



Voltage and continuity tester
DUSPOL... Page 434



Digital current probe multimeter
TESTFOX... Page 435



Tool sets
TOOL... Page 438




Ferrules, slip-on sleeves, cable lugs, ring cable lugs
AL... Page 445
C... Page 454


Mounting material - CABINET add-on



DIN rails
NS... Page 486




Snap-on end brackets without screws
CLIPFIX... Page 498




Cover profiles
EA... Page 506
AP... Page 504
A/U... Page 505




Power, branch, and L/N/PE connection terminal blocks
AK.../AKG... Page 510
EK... Page 509
AZK 35... Page 509



CES cable entry system
CES... Page 532



Cable ducts and accessories
CD... Page 543



DIN rail with cable clamps
WCC... Page 547



Protective hoses made of plastic
WP... Page 548



SCREWFOX torque screwdrivers
TSD-M... Page 424



SCREWFOX cordless screwdrivers
SF-ASD Page 425



SCREWFOX preset torque screwdrivers
TSD... Page 432



SCREWFOX universal control cabinet keys
SF-CCK... Page 433

Automatic devices - TOOL fox



Automatic cutting device for conductors and cables
CUTFOX 10... Page 470



Stripping machine
WF 1000... Page 471



Portable crimping machine for ferrules, cable lugs, and connectors
CF 500... Page 474



Portable stripping and crimping machine for taped products
CF 3000... Page 478




Europe terminal blocks and junction box connectors
EC... Page 512
JBC... Page 516



Sockets with a 45 mm standard pitch
SD-D... Page 518



Shield connection clamps
SK... Page 522



Support for single-sided shielding
AB-SK... Page 524
AB/SS... Page 528



Screw connections for protective hoses
WP-G HF... Page 550



Spiral hoses
WG-S HF... Page 565



Plastic cable markers for insert labels
KMK... Page 572



Cable binders Page 574

Marking systems, tools, and mounting material

Optimize all of the processes involved in the setup, installation, and maintenance of your control cabinets and switchgear. We can help you achieve this with perfectly coordinated products from our marking, tool, and mounting material ranges. In this catalog you will find everything you need for marking, securing, and mounting your control cabinet components.



MARKING system

MARKING system provides the perfect solutions for terminal, conductor, cable, device, and system marking. It places at your disposal the CLIP PROJECT planning and marking software, various printing systems, and a wide variety of marking materials.

TOOL fox

TOOL fox is the complete range of professional processing and measuring tools. Designed for use in all processes in electrical engineering, the tools and automatic devices impress with their optimum handling and quality.

CABINET add-on

CABINET add-on stands for modern control cabinet technology. DIN rails and end brackets ensure the secure attachment of terminal boards and modules, while shield connection clamps guarantee EMC-compliant system wiring and cable ducts bring order to the control cabinet.

Service

Choose the complete range. Working to your specifications, we will manufacture and label terminal strips and complete terminal boxes or modules for direct installation in your application.



MARKING system


MARKING system is the intelligent solution for quick and easy terminal, conductor, cable, device, and system marking. The marking data is transferred from the CLIP PROJECT planning and marking software to the printers at the click of a mouse. Whether your printing system involves a BLUEMARK CLED high-speed printer, a thermal transfer printer or a plotter, a wide range of marking material is available.






Terminal marking

Terminal markers are available marked and unmarked in UniCard and UniSheet format as well as in roll and sheet form. Our marking service also enables terminal markers to be printed according to customer specifications.



Conductor and cable marking

Conductors and cables can be marked in numerous different ways. The markers can either be threaded on, pushed on, clipped on, adhered in place or attached with cable binders. They are available unprinted or can be ordered from our marking service printed according to customer specifications.




Device marking

Various device markers are available for the optimum and individual marking of control cabinets, switchgear, and their components. Our marking service also enables markers to be printed according to customer specifications.



System marking

Numerous safety markings are available for the clear and comprehensive marking of systems. These are available unprinted or can be custom-printed by our marking service according to customer specifications.



TOOL fox

TOOL fox consists of the full range of professional processing and measuring tools for all electrical engineering applications. The ergonomically designed tools for cutting, stripping, crimping, screwing, and testing impress with their optimum handling and quality. Specially hardened tool steels ensure maximum durability. Cutting devices, stripping machines, and crimping machines can be used to automate work steps.



Cutting tools

The use of professional cutting tools should result in a precise intersection without deforming the conductor. Our precision cutting tools meet this requirement and are suitable for cables up to 100 mm in diameter.



Stripping tools

Correct stripping and dismantling can only be achieved with professional stripping tools. Special geometries and hardened blades ensure accurate results every time. Automatic conductor cross section setting provides reliable protection against damage to the conductors.



Crimping tools

Once they have been stripped, cable ends can be equipped with various ferrules and a range of connectors. Professional crimping pliers are available for this purpose. These guarantee long-term, stable, and gas-tight high-quality crimping for all conductors and cables up to 120 mm².




CABINET add-on

CABINET add-on stands for modern control cabinet technology which ensures that control cabinets and switchgear can be set up quickly and take up as little space as possible. DIN rails and end brackets ensure the secure attachment of electrical connecting elements and components. Shield connection clamps guarantee EMC-compliant system wiring. The cable management product range spans from the innovative CES space- and cost-saving cable entry system, across the extensive range of cable protection systems and cable ducts, right up to cable binders for every application.




Component mounting

You can save time when securing electrical connections and components in switchgear by using suitable mounting devices. In addition, you can make optimum use of the space in the control cabinet by combining mounting accessories.



Shielding

A wide selection of shield connection clamps, neutral busbars, and supports guarantees that the wiring of the control cabinet or the switch system complies with EMC regulations and also ensures optimum wiring convenience.




Cable entry system

The CES cable entry system allows you to insert a variety of pre-assembled conductors, cables, and protective hoses into areas with limited space in control cabinets, distributor boxes or devices, in a way which protects them against water and dust.



Cable bundling and cable routing

Use cable ducts to bring order to your control cabinet. Cable clamps are used to fix the cables running from the field. The conductors are bundled together quickly and easily using plastic cable markers and routed into the cable ducts. Protective hoses provide the right cable protection for every application.




Our services

At Phoenix Contact, trendsetting products are complemented by a comprehensive range of services. Wherever you are in the world, our global network means that you can rely on our service. Being at home all over the world and speaking the language of the user is what we understand by customer proximity. We live up to this with more than 40 Phoenix Contact subsidiaries and in excess of 30 representatives in other countries.



Terminal strip production

Pre-assembled terminal strips enable you to both streamline your process sequences and save installation time. We supply your terminal strips fully labeled.




Control box production


We can produce fully assembled control boxes to your specifications. Our service even includes putting together custom product sets.



Labeling service

With CLIP PROJECT, the planning and marking software, you can create labels to suit your wishes. Just use the built-in e-mail function to send the data to us, and we will deliver ready-printed marking materials directly to your production facility. Quick and easy – all you have to do is mount the materials.





Planning and marking software - CLIP PROJECT

The CLIP PROJECT software consists of two modules:

- CLIP PROJECT Planning enables the quick and convenient planning and configuration of fault-free terminal strips.
- CLIP PROJECT Marking is a powerful piece of software for the creation of individual labels for terminal blocks, cables, lines, devices, and systems.

Thanks to the optimum interaction between the two modules, even in connection with electrical planning systems, the result is an end-to-end process chain: from planning and documentation, right up to the finished terminal strip or the finished marking.

The advanced version, CLIP PROJECT professional, also features an efficient template designer, which can be used to design custom labels.

Product range overview

CLIP PROJECT planning and marking software	22
CLIP PROJECT advanced	26
CLIP PROJECT professional	27

A consistent system from configuration through to the finished application

CLIP PROJECT combines the proven planning software for terminal strip configuration with a high-performance marking tool. Direct data exchange with all conventional CAE programs, along with the creation of the complete project documentation, are what make this configuration software unique. CLIP PROJECT provides the perfect output devices and marking materials for terminal, conductor, device, and system marking. Quite simply, it is a single piece of software that is compatible with all printing systems and can be used to label any type of application.


Configuration ...

Production ...




Printing systems
From high-speed printers to universal lists.






Complete documentation
CLIP PROJECT creates complete order, parts, structure, and mounting lists at the click of a mouse.

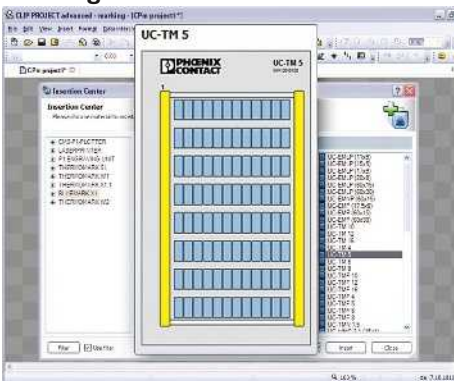
... Mounting



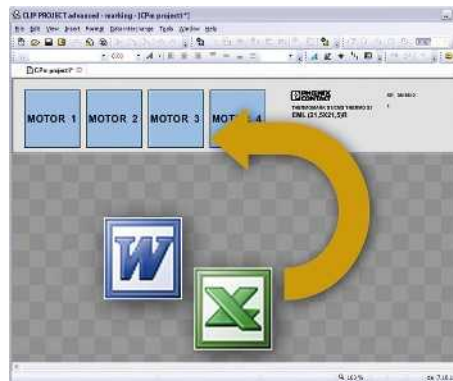
We make everything to suit your requirements
With CLIP PROJECT, you can create markers or complete terminal strips in accordance with your specifications. Just send the data to us using the built-in e-mail function. We can provide markings that are printed precisely to meet the requirements of your application or even completely labeled terminal strips. Direct to your production facility, quickly and easily - all you need to take care of is installation.



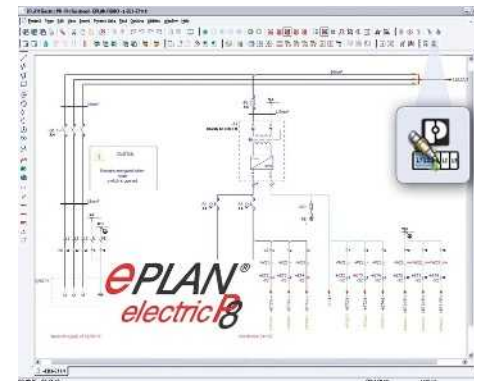
Marking module



During selection, the marking materials are displayed as a preview for rapid product selection.



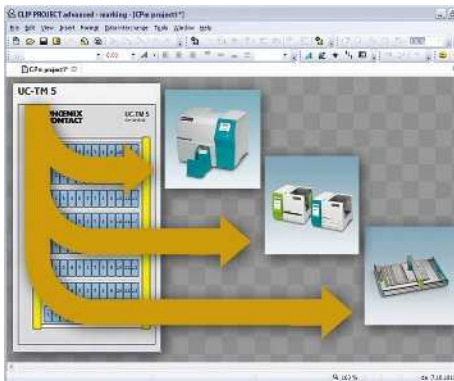
Interfaces to all CAE systems and spreadsheet and text processing programs are provided for the open exchange of data.



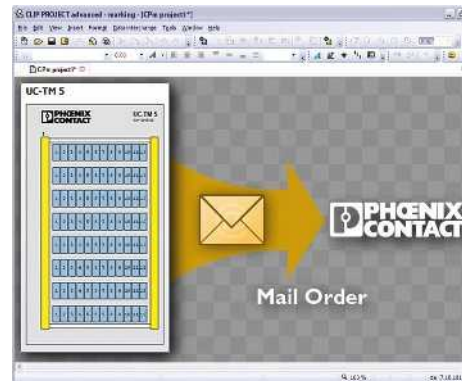
By integrating CLIP PROJECT into EPLAN P8, the labeling data for terminal, conductor, and device marking can be automatically taken from the circuit diagram.



The online update immediately provides the user with new products and program extensions for the marking and planning module.

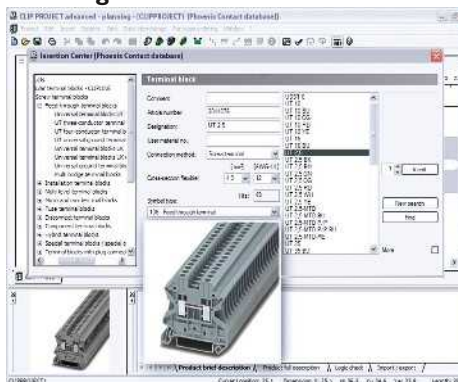


All Phoenix Contact output devices and standard office printers can be easily controlled with just one piece of software.

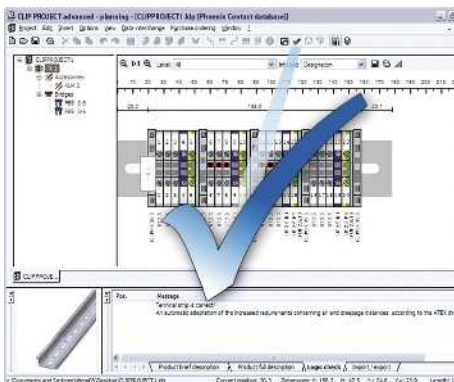


Phoenix Contact provides a labeling service. Orders can be placed by e-mail and all items printed and supplied to suit the customer.

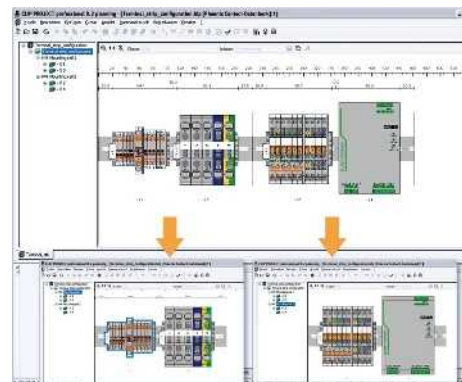
Planning module



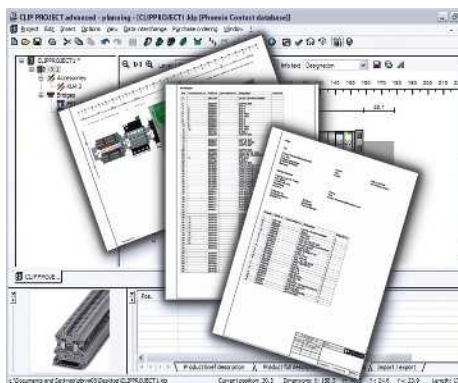
During selection, all Phoenix Contact products which can be fitted on DIN rails are displayed as a preview for rapid product selection.



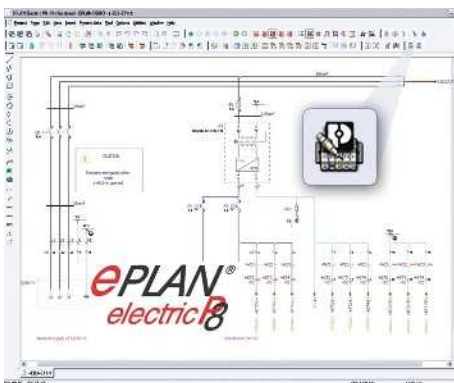
The automatic correction function checks the configured terminal strip and automatically adds any missing accessories. 2D and 3D design data are available at the click of a mouse.



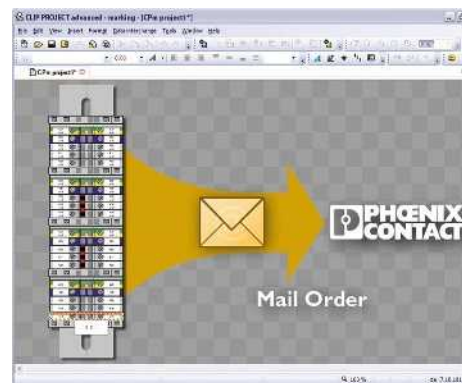
The configured terminal strips can be distributed across several DIN rails in order to determine the exact space requirements for installation.



Complete documentation and an effective 3D preview are available for rapidly and correctly producing the mechanical structure of the terminal strips.



By integrating CLIP PROJECT into EPLAN P8, terminal strips are automatically produced from the circuit diagram in CLIP PROJECT. The product data is written back to the EPLAN parts lists using the two-way interface.



Phoenix Contact provides a terminal strip service. The terminal strips configured to suit your requirements can be ordered using the e-mail function. Phoenix Contact will supply the terminal strips promptly.


CLIP PROJECT advanced

The CLIP PROJECT advanced program enables the quick planning and configuration of terminal strips for the control cabinet and field as well as custom-marking of terminal blocks, cables, and lines, plus devices and systems:

- Planning of terminal strips with components of the CLIPLINE, INTERFACE, TRABTECH, and AUTOMATION product ranges
- The automatic correction function performs a logical test of the terminal strips and automatically adds the necessary accessories such as covers and end brackets
- The terminal strip configurator enables the distributed arrangement of individual terminal strips on different DIN rails
- 3D preview and complete documentation of the assembled DIN rails, such as order and mounting lists.
- High-performance import of labeling information and extensive design options for the custom-labeling of terminal blocks, cables, and lines, as well as devices and systems
- Numerous sorting and filter functions for efficient management of your print jobs
- Support for all marking materials and output devices from Phoenix Contact
- Automatic Internet update
- Intuitive Windows® user interface

To reduce engineering costs and improve data quality, CLIP PROJECT advanced allows two-way data exchange with electrical planning systems:

- With the circuit diagram as the basis, the required products are automatically selected and their complete data written back to the parts lists
- The labeling information can be automatically exported and assigned to the desired marking materials
- In order for the labeling to be assigned clearly, even in the case of extensive projects, the project structure tree from the CAE system has been adopted in CLIP PROJECT; this also allows the labeling to be output to sub-projects



General data

Software interface

System requirements

Operating systems

Description

CLIP PROJECT advanced, planning and marking software, German/English/French/Dutch/Italian/Spanish/Russian/Polish/Hungarian/Czech/Turkish/Portuguese/Chinese and Japanese

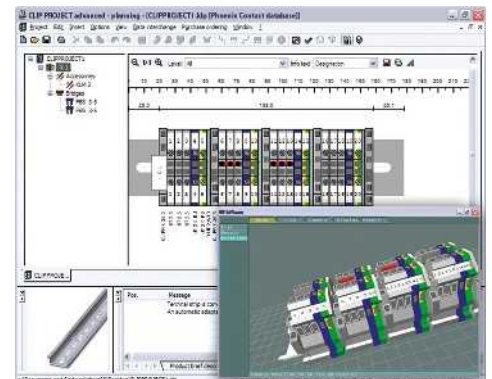
Technical data

EPLAN 5.7
EPLAN Electric P8
AUCOTEC ELCAD
AUCOTEC Engineering Base
AUCOTEC RUPLAN
ZUKEN E³
Bentley Promis-e
WSCAD
IGE XAO
PC-Schematic AUTOMATION
SDProjet SPAC

MS Windows XP SP3, MS Windows Vista, MS Windows 7 (32/64-bit), MS Windows 8 (32/64-bit)

Ordering data


Type	Order No.	Pcs. / Pkt.
CLIP-PROJECT ADVANCED	5146040	1



CLIP PROJECT professional

The CLIP PROJECT planning and marking software is available in both an advanced and professional version:

- The professional version also includes an efficient template designer, which can be used to design signs of your choice and to adapt existing material descriptions
- Graphics, various barcode types, and geometric elements such as squares, circles, and lines can be accessed for design work
- Data can also be imported into the templates from various data sources
- Rapid, simple, and flexible adaptation to changing requirements



General data

Software interface

System requirements

Operating systems

Description

CLIP PROJECT professional, planning and marking software, with template designer, German/English/French/Dutch/Italian/Spanish/Russian/Polish/Hungarian/Czech/Turkish/Portuguese/Chinese and Japanese

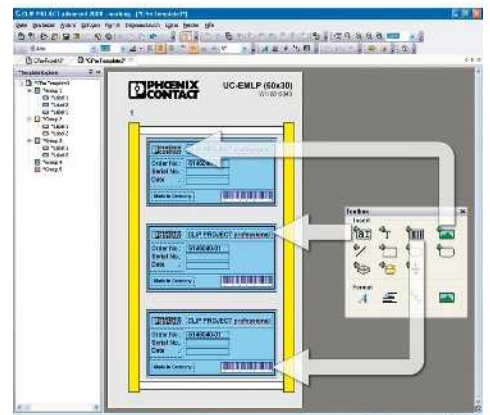
Technical data

EPLAN 5.7
EPLAN Electric P8
AUCOTEC ELCAD
AUCOTEC Engineering Base
AUCOTEC RUPLAN
ZUKEN E³
Bentley Promis-e
WSCAD
IGE XAO
PC-Schematic AUTOMATION
SDProget SPAC

MS Windows XP SP3, MS Windows Vista, MS Windows 7 (32/64-bit), MS Windows 8 (32/64-bit)

Ordering data

Type	Order No.	Pcs. / Pkt.
CLIP-PROJECT PROFESSIONAL	5146053	1





Printing systems - MARKING system

The right printer for every application. We can provide a wide range of printing systems for your terminal, conductor, cable, and device marking requirements. The BLUEMARK CLED high-speed printer with innovative UV technology prints materials in UniCard format quickly and easily.

The printers in the THERMOMARK series are renowned for their proven maintenance-free printing method and maximum user-friendliness. They can be used to print markers in a variety of materials and print formats, as well as labels and shrink sleeves, in outstanding quality.

Product range overview


Printing systems	30
BLUEMARK CLED	32
THERMOMARK CARD PLUS	34
THERMOMARK CARD	35
THERMOMARK ROLL	38
THERMOMARK ROLL X1	39
MARKING BOX	40
THERMOMARK CARD SET and ROLL SET	41
THERMOMARK X1.2	42
THERMOMARK W2	43
CMS-P1-PLOTTER	44
CMS-P1-PLOTTER engraving unit	45
Overview of marking material - printers	50
Which printer prints which marking	



Phoenix Contact is a competent partner for control cabinet and system engineering. In this context, we aim to supplement our products with services, hardware, and software to make the planning and production of systems as efficient as possible. MARKING system from Phoenix Contact represents an integrated labeling system from planning right through to the finished printed label. In addition to the wide range of marking materials, the marking range also includes the CLIP PROJECT software as well as various printers. The data required for labeling is sent to the printers by the CLIP PROJECT planning software, which is supplied as standard. This controls the printers and facilitates the creation of marking data by allowing data to be imported directly from circuit diagrams.

- Phoenix Contact provides a variety of printing systems:
- BLUEMARK CLED, high-speed printer with UV technology for labeling UniCard formats
 - THERMOMARK CARD, thermal transfer printer for labeling UniCard and UniSheet formats
 - THERMOMARK ROLL, thermal transfer printer for labeling material off the roll and continuous media
 - THERMOMARK ROLL X1, thermal transfer printer for large quantities
 - THERMOMARK W2, thermal transfer printer for double-sided labeling and perforation of continuous shrink sleeves
 - CMS-P1-PLOTTER and P1 ENGRAVING UNIT to extend plotters for engraving


A comprehensive range of materials for marking terminal blocks, conductors, cables, and devices is available for each of the printing systems provided. As a result, each printing system represents a self-contained solution capable of performing all marking tasks in and around the control cabinet. To ensure that you benefit from consistently high levels of marking quality, all the materials offered are tailored to the devices concerned and undergo extensive testing.



The BLUEMARK CLED uses the latest UV technology for labeling. This makes the markers instantly wipe-resistant and ready for immediate use. The fast printing technology enables 10,000 labels to be processed per hour. Thanks to the LED technology, the printer does not require a warm-up time, is environmentally friendly, and is also very quiet.

With the new THERMOMARK CARD PLUS thermal transfer printer, you can use a segmented ink ribbon to create four-color marking labels. You can create warning instructions, prohibition signs, mandatory signs, hazardous substances labels according to the Ordinance on Hazardous Substances, and combi labels easily and with excellent quality. The low weight and compact design of this new printer mean that it can also be used as a portable solution.

The new THERMOMARK CARD thermal transfer printer can be used to print marking materials supplied in card format. It offers you a really easy way to produce terminal, conductor, cable, and device markings of incredibly high quality. The low weight and compact design of the new printer mean that it can also be used as a portable solution wherever it is needed.



The THERMOMARK ROLL thermal transfer printer has been designed for printing material off the roll and continuous media. You can easily create high-quality printed labels, markers, and shrink sleeves. The compact printer is also suitable for mobile use. The THERMOMARK ROLL X1 is particularly suitable for labeling large quantities.

The THERMOMARK W2 has been specially developed for the double-sided printing and perforation of continuous WMS shrink sleeves. Double-sided labeling ensures optimum legibility on conductors and cables. The special construction of the guide elements ensures easy handling when inserting the sleeve.

Apart from label strips and UniCard materials, the CMS-P1-PLOTTER can also be used to label sheet materials. Its integrated pen station facilitates handling and helps prevent the pens from drying out. The CMS-P1-PLOTTER can be converted into an engraving unit quickly and easily by swapping the plotter head for the engraving device.

BLUEMARK CLED



MARKING system

The new BLUEMARK CLED makes labeling standardized UniCard material for terminal blocks, conductors, and device marking as easy as printing on paper. The printer receives labeling data directly from your CAE system via the CLIP PROJECT central planning and marking software.

Simple operation

- Order-specific printing, thanks to large exchangeable magazine for up to 40 marker sheets
- Printing can be rotated by 180° as required, thanks to automatic material detection
- The front feed enables individual sheets to be labeled regardless of how the magazine is assembled



Easy operation

- Thanks to large color touch screen
- Direct entry of data and commands
- Clear symbols and plain text messages
- Ready to print as soon as device is switched on
- Language selection via touchscreen menu

CLED – compact UV LED printing technology

- Printing fluid is exposed to UV light which is the basis of our quick-dry printing concept. This light is generated with high intensity using 24 LEDs on a surface of 1 cm².
- Excellent printing quality
 - No drying time
 - High wipe and abrasion resistance
 - Excellent resistance to chemicals
 - Environmentally friendly, as solvent-free system



UV LED technology

Dimensions

General data	[mm]
Temperature range	[°C]
Print method	
Volume	
Pressure capacity	
Interfaces	
Power supply	[V]
Weight	[kg]
Operating systems	
Power consumption	[W]

Description

Color

Printer with solvent-free LED UV technology, including CLIP PROJECT advanced software, collection container for 20 sheets, CD with multilingual user manual, English/German user manual, driver and firmware, European and US power cable, USB cable

Set, consisting of: 1 x BLUEMARK CLED, Order No. 5147999, 1 x MARKING NOTEBOOK, CLIP-PROJECT PROFESSIONAL

With German operating system and German keyboard

With English operating system and English keyboard

Accommodating box, in conjunction with the BLUEMARK CLED-MAG 40, for accommodating 90 UC or UCT sheets

Fluid cartridge, replacement, 20 ml printing fluid, black

Exchangeable magazine,

For accommodating 20 UC or UCT sheets

For accommodating 40 UC or UCT sheets

Compartment

For accommodating 20 UC or UCT sheets

Transport case, with aluminum edges, for printer and accessories

Magazines for labeling aluminum markers

Notes:

An application video can be found in the download area for the relevant product on our website at www.phoenixcontact.net/products.



Printers



Printing set for mats



Accommodating box

Technical data

Width	Length	Height
480	500	330

5 ... 35
 UV LED technology
 20 ml
 Approx. 10000 markers/h (UC-TMF 4 with 2 characters/marker)
 10/100 Mbps Ethernet / USB 2.0
 100 ... 240 / 50 Hz ... 60 Hz
 16
 MS Windows XP SP3, MS Windows Vista, MS Windows 7 (32/64-bit),
 MS Windows 8 (32/64-bit)
 74

Ordering data

Type	Order No.	Pcs. / Pkt.
BLUEMARK CLED	5147999	1

Accessories

Type	Order No.	Pcs. / Pkt.
BLUEMARK CLED-FLUID-CARTR.	5146662	1
BLUEMARK CLED-MAG 20	5146655	1
BLUEMARK CLED-MAG 40	5146668	1
BLUEMARK CLED-STACKER 20	5146656	1
BLUEMARK CLED CASE	5146725	1

See page 161

Technical data

Width	Length	Height
480	500	330

5 ... 35
 UV LED technology
 20 ml
 Approx. 10000 markers/h (UC-TMF 4 with 2 characters/marker)
 10/100 Mbps Ethernet
 100 ... 240 / 50 Hz ... 60 Hz
 16
 MS Windows XP SP3, MS Windows Vista, MS Windows 7 (32/64-bit),
 MS Windows 8 (32/64-bit)
 74

Ordering data

Type	Order No.	Pcs. / Pkt.
BLUEMARK CLED SET	5147400	1
BLUEMARK CLED SET EN	5147401	1

Accessories

Type	Order No.	Pcs. / Pkt.
BLUEMARK CLED-FLUID-CARTR.	5146662	1
BLUEMARK CLED-MAG 20	5146655	1
BLUEMARK CLED-MAG 40	5146668	1
BLUEMARK CLED-STACKER 20	5146656	1
BLUEMARK CLED CASE	5146725	1

See page 161

Technical data

Width	Length	Height
400	470	160

-
 -
 -
 -
 -
 -
 -
 -

Ordering data

Type	Order No.	Pcs. / Pkt.
BLUEMARK CLED-BASE	5146669	1

Accessories

Type	Order No.	Pcs. / Pkt.

Printing systems

THERMOMARK CARD PLUS, for sheet materials and cards, four-color printing

N



Thermal transfer for sheets and cards



- The THERMOMARK CARD PLUS was specially developed for printing with segmented multi-ink ribbons.
- Prints markers in card format for terminal, conductor, cable, device, system, and safety marking applications
 - Prints several colors without replacing the ink ribbon
 - For all UniCard (UCT) and UniSheet (US) materials
 - Maintenance-free operation with tried-and-tested thermal transfer printing technology
 - High-quality, fast printing: printing time for one single-color UniCard: just 8 seconds
 - Easy operating concept based on straightforward touchscreen entry
 - USB and Ethernet connections
 - Easy to control with the CLIP PROJECT software

Notes:
An application video can be found in the download area for the relevant product on our website at www.phoenixcontact.net/products.

Dimensions	
	[mm]
General data	
Print resolution	[dpi]
Max. print width	[mm]
Power supply	[V]
Weight	[kg]
Operating systems	

Technical data		
Width	Length	Height
253	320	189

Description	Color
Thermal transfer printer for cards , incl. European power cable, US power cable, USB cable, DVD with CLIP PROJECT ADVANCED, CD with multilingual user manual/driver/firmware, DIN A5 printed English/German user manual, magazine for UCT-TM materials, magazine for US materials, one unit pack UCT-TM 6, one unit pack US-EMLP (85,6x54), one ink ribbon (50-meter sample roll)	gray

Ordering data

Type	Order No.	Pcs. / Pkt.
THERMOMARK CARD PLUS	5146481	1

Transport case	
Ink ribbon, length: 300 m, width: 110 mm	black
Ink ribbon, length: 300 m, width: 110 mm	white
Segmented ink ribbon , length: 60 m, width: 110 mm two segments in colors	black/red
three segments in colors	black/red/yellow
four segments in colors	black/red/blue/yellow

Accessories

	Order No.	Pcs. / Pkt.
TL CASE	0800613	1
THERMOMARK-RIBBON 110-TC	0801371	1
TM-RIBBON 110-TC/TR WH	1014402	1
TM-RIBBON 110-TC BK/RD	1014403	1
TM-RIBBON 110-TC BK/RD/YE	1014404	1
TM-RIBBON 110-TC BK/RD/BU/YE	1014405	1



THERMOMARK CARD, thermal transfer printer for sheet materials and cards



Thermal transfer for sheets and cards



- The THERMOMARK CARD can print markers supplied as cards in the context of terminal, conductor, cable, and device marking applications
- For all UniCard (UCT) and UniSheet (US) materials
- Maintenance-free operation with tried-and-tested thermal transfer printing technology
- High-quality, fast labeling. Printing time for one UniCard: just 8 seconds
- Easy operating concept based on straightforward touchscreen entry
- USB and Ethernet connections
- Easy to control with the CLIP PROJECT software

Notes:
 For corresponding magazines, see page 36.
 An application video can be found in the download area for the relevant product on our website at www.phoenixcontact.net/products.



Dimensions	
	[mm]
General data	
Print resolution	[dpi]
Max. print width	[mm]
Power supply	[V]
Weight	[kg]
Operating systems	

Technical data		
Width	Length	Height
253	320	189
300 dpi	104	100 ... 240 / 50 Hz ... 60 Hz
6	MS Windows XP SP3, MS Windows Vista, MS Windows 7 (32/64-bit), MS Windows 8 (32/64-bit)	

Description	Color
Thermal transfer printer for cards, incl. European power cable, US power cable, USB cable, DVD with CLIP PROJECT ADVANCED, CD with multilingual user manual/driver/firmware, DIN A5 printed English/German user manual, magazine for UCT-TM materials, magazine for US materials, one unit pack UCT-TM 6, one unit pack US-EMLP (85,6x54), one ink ribbon (50-meter sample roll)	gray

Ordering data		
Type	Order No.	Pcs. / Pkt.
THERMOMARK CARD	5146464	1

Transport case	
Ink ribbon, length: 300 m, width: 110 mm	black
Ink ribbon, length: 300 m, width: 110 mm	white

Accessories		
Type	Order No.	Pcs. / Pkt.
TL CASE	0800613	1
THERMOMARK-RIBBON 110-TC	0801371	1
TM-RIBBON 110-TC/TR WH	1014402	1



Printing systems

Magazines for THERMOMARK CARD and THERMOMARK CARD PLUS



Thermal transfer for sheets and cards



- Robust magazines for UniCard labeling material
- The format automatically ensures printing with a high level of positional accuracy
- Even compatible with marking sheets that have already been started

Description
Magazine, for THERMOMARK CARD ... for accommodating: UCT-TM ..., UCT1-TM ..., UCT5-TM ..., UCT-EM (5X10), UCT-EM (6X10)
Magazine, for THERMOMARK CARD ..., for accommodating: UCT-TMF ...
Magazine, for THERMOMARK CARD ..., for accommodating: UCT-WMS ...
Plastic magazine, for THERMOMARK CARD ..., for accommodating: UCT1-TMF...
Plastic magazine, for THERMOMARK CARD ..., for accommodating: UCT2-TM ...
Magazine, for THERMOMARK CARD ..., for accommodating: UCT3-TM ...
Magazine, for THERMOMARK CARD ..., for accommodating UCT-WMT ... sheets, UCT-EM (17X10)
Magazine, for THERMOMARK CARD ... for accommodating UCT-EM (17,5X8), UCT-EM (20X7), UCT-EM (15X10) for accommodating UCT-EM (12X3.3), UCT-EM (12X6) for accommodating UCT-EM (30X5) for accommodating UCT-EM (17X10) and (20X8)
Magazine, for THERMOMARK CARD ... for accommodating UCT-EM (10X8), UCT-EM (12X7) for accommodating UCT-EM (10X5) for accommodating UCT-EM (21X8) and UCT EM (17X8)
Magazine, for THERMOMARK CARD ... for accommodating UCT-EM (20 x 9) for accommodating UCT-EM (17 x 9) for accommodating UCT-EM (18 x 8)
Magazine, for THERMOMARK CARD ... for accommodating UCT-EM (17,5X7,5) for accommodating UCT-EM (10X7) for accommodating UCT-EM (17,5X9)
Magazine, for THERMOMARK CARD ... for accommodating UCT6M-TM ... for accommodating UCT6R-TM ...

Ordering data			
Type	Order No.	Pcs. / Pkt.	
THERMOMARK CARD-UCT-MAG1	5146480	1	
THERMOMARK CARD-UCT-MAG2	5146563	1	
THERMOMARK CARD-UCT-MAG3	5146613	1	
THERMOMARK CARD-UCT-MAG4	5146614	1	
THERMOMARK CARD-UCT-MAG5	5146615	1	
THERMOMARK CARD-UCT-MAG6	5146616	1	
THERMOMARK CARD-UCT-MAG7	0801734	1	
THERMOMARK CARD-UCT-MAG8	0801735	1	
THERMOMARK CARD-UCT-MAG9	0801736	1	
THERMOMARK CARD-UCT-MAG10	0801737	1	
THERMOMARK CARD-UCT-MAG11	0801738	1	
THERMOMARK CARD-UCT-MAG12	0830399	1	
THERMOMARK CARD-UCT-MAG13	0830400	1	
THERMOMARK CARD-UCT-MAG14	0830401	1	
THERMOMARK CARD-UCT-MAG15	0830402	1	
THERMOMARK CARD-UCT-MAG16	0830403	1	
THERMOMARK CARD-UCT-MAG17	0830404	1	
THERMOMARK CARD-UCT-MAG18	0830405	1	
THERMOMARK CARD-UCT-MAG20	0830751	1	
THERMOMARK CARD-UCT-MAG22	0830771	1	
THERMOMARK CARD-UCT-MAG23	0830808	1	
THERMOMARK CARD-UCT-MAG24	0830809	1	

Magazine for THERMOMARK CARD and THERMOMARK CARD PLUS



Thermal transfer for sheets and cards



- Robust magazine for UniSheet labeling material
- The format automatically ensures printing with a high level of positional accuracy
- Even compatible with marking sheets that have already been started

Description
Magazine , for THERMOMARK CARD..., for accommodating all US-... materials

Ordering data		
Type	Order No.	Pcs. / Pkt.
THERMOMARK CARD-US-MAG1	5146451	1

Printing systems

THERMOMARK ROLL, thermal transfer printer for material off the roll



Thermal transfer for rolls



- The THERMOMARK ROLL can print markers supplied on rolls in the context of terminal, conductor, cable, and device marking applications
- For all labels and shrink sleeves
- Maintenance-free operation with tried-and-tested thermal transfer printing technology
- High-quality, fast labeling
- Easy operating concept based on straightforward touchscreen entry
- USB and Ethernet connections
- Easy to control with the CLIP PROJECT software

Notes:

An application video can be found in the download area for the relevant product on our website at www.phoenixcontact.net/products.



Technical data

Dimensions	[mm]
Width	253
Length	320
Height	189

General data	
Print resolution	300 dpi
Max. print width	104
Max. printing length	1000
Power supply	100 ... 240 / 50 Hz ... 60 Hz
Weight	4
Operating systems	MS Windows XP SP3, MS Windows Vista, MS Windows 7 (32/64-bit), MS Windows 8 (32/64-bit)

Width	Length	Height
253	320	189

Ordering data

Description	Color
Thermal transfer printer for material off the roll , including European power cable, US power cable, USB cable, DVD with CLIP PROJECT ADVANCED, CD with multilingual user manual/driver/firmware, A5 printed English/German user manual, one roll of EML (20x8) labels containing 1000 labels, one ink ribbon (50 meters)	gray

Type	Order No.	Pcs. / Pkt.
THERMOMARK ROLL	5146477	1

Accessories

Cutter , can be retrofitted, for precise cutting of continuous media into required lengths		
Cutter , can be retrofitted, for perforating continuous media		
Transport case		
External media hub , for roll diameters of 150 mm to 305 mm		
External media hub , for roll diameters of up to 500 mm		
Ink ribbon , length: 300 m, width: 110 mm	black blue green red	
Ink ribbon , specifically for high-temperature labels, EML-HT...	black	
Ink ribbon , specifically for WMS... shrink sleeves, length: 300 m, width: 110 mm	black white	
Ink ribbon , specifically for WMS... shrink sleeves, length: 300 m, width: 64 mm	black white	

Type	Order No.	Pcs. / Pkt.
THERMOMARK ROLL-CUTTER	5146422	1
THERMOMARK ROLL-CUTTER/P	5146435	1
TL CASE	0800613	1
THERMOMARK ROLL-ERH	5146448	1
THERMOMARK-ERH 500	5146309	1
THERMOMARK-RIBBON 110	5145384	1
THERMOMARK-RIBBON 110 BU	0829544	1
THERMOMARK-RIBBON 110 GN	0829542	1
THERMOMARK-RIBBON 110 RD	0829543	1
THERMOMARK-RIBBON 110-EML-HT	0800342	1
THERMOMARK-RIBBON 110-WMSU	0801358	1
THERMOMARK-RIBBON 110-WMSU WH	0801359	1
THERMOMARK-RIBBON 64-WMSU	0801360	1
THERMOMARK-RIBBON 64-WMSU WH	0801361	1

THERMOMARK ROLL X1, thermal transfer printer for material off the roll



Thermal transfer for rolls



- The THERMOMARK ROLL X1 printer is suitable for labeling large quantities and offers the following features:
- Also accommodates large rolls; inside the printer housing, the label rolls are protected against environmental influences such as dust and dirt
 - For all labels and shrink sleeves
 - Maintenance-free operation with tried-and-tested thermal transfer printing technology
 - High-quality, fast labeling
 - Easy operating concept based on straightforward touchscreen entry
 - USB and Ethernet connections
 - Easy to control with the CLIP PROJECT software
 - Printing and dispensing labels on request or automatically after removing the label with the THERMOMARK ROLL X1 -DISPENSER

Cutting to length or perforating is easy

- Continuous media can be cut or perforated with a high degree of positioning accuracy (see figure below)



Dimensions	[mm]
General data	
Temperature range	[°C] 5 ... 40
Print resolution	[dpi] 300 dpi
Max. print width	[mm] 104
Max. printing length	[mm] 1000
Interfaces	10/100 Mbps Ethernet / USB 2.0
Power supply	[V] 100 ... 240 / 50 Hz ... 60 Hz
Weight	[kg] 5
Operating systems	MS Windows XP SP3, MS Windows Vista, MS Windows 7 (32/64-bit), MS Windows 8 (32/64-bit)

Technical data		
Width	Length	Height
264	412	245

Description	Color
Thermal transfer printer for material off the roll , including European power cable, US power cable, USB cable, DVD with CLIP PROJECT ADVANCED, CD with multilingual user manual/driver/firmware, A5 printed English/German user manual, one roll of EML (20x8) labels containing 1000 labels, one ink ribbon (50 meters)	gray

Ordering data		
Type	Order No.	Pcs. / Pkt.
THERMOMARK ROLL X1	5146723	1

Cutter , can be retrofitted, for precise cutting of continuous media into required lengths
Perforation device , can be retrofitted, for perforating and cutting continuous media

Accessories		
THERMOMARK ROLL X1 CUTTER	5146765	1
THERMOMARK ROLL X1 CUTTER/P	5146766	1
THERMOMARK ROLL X1 -DISPENSER	1014401	1

Label dispenser , dispensing device for labels with a height of 10 mm or more
--

Ink ribbon , length: 300 m, width: 110 mm	black	THERMOMARK-RIBBON 110	5145384	1
	blue	THERMOMARK-RIBBON 110 BU	0829544	1
	green	THERMOMARK-RIBBON 110 GN	0829542	1
	red	THERMOMARK-RIBBON 110 RD	0829543	1

Ink ribbon , specifically for high-temperature labels, EML-HT...	black	THERMOMARK-RIBBON 110-EML-HT	0800342	1
---	-------	------------------------------	---------	---

Ink ribbon , specifically for WMS... shrink sleeves, length: 300 m, width: 110 mm	black	THERMOMARK-RIBBON 110-WMSU	0801358	1
	white	THERMOMARK-RIBBON 110-WMSU WH	0801359	1

Ink ribbon , specifically for WMS... shrink sleeves, length: 300 m, width: 64 mm	black	THERMOMARK-RIBBON 64-WMSU	0801360	1
	white	THERMOMARK-RIBBON 64-WMSU WH	0801361	1

Ink ribbon , specifically for cable markers for assembly with cable binders, WMTB HF..., length: 300 m, width: 110 mm	black	THERMOMARK-RIBBON 110-WMTB HF	5148007	1
--	-------	-------------------------------	---------	---

Transport case	silver	THERMOMARK ROLL X1-CASE	5146724	1
-----------------------	--------	-------------------------	---------	---

THERMOMARK printer sets



Thermal transfer for sheets and cards



Thermal transfer for rolls



Printing set, complete

MARKING BOX is the complete labeling system for all terminal, conductor, cable, and device marking applications. It is available for different country-specific keyboard and operating systems.

- Includes the THERMOMARK CARD printer for all materials in the UniCard (UCT) and UniSheet (US) formats
- Includes the THERMOMARK ROLL printer for all labels and shrink sleeves supplied in rolls
- Includes a powerful notebook with pre-installed CLIP PROJECT configuration and marking software, as well as the printer drivers required to enable quick start-up without any need for installation and setup work. Plug and print. Simply connect the devices via USB and you're ready to print
- The compact and robust THERMOMARK printers are optimally suited to mobile use on site.

Notes:

An application video can be found in the download area for the relevant product on our website at www.phoenixcontact.net/products.

Description
Set , consisting of: 1 x THERMOMARK CARD, Order No. 5146464, 1 x THERMOMARK ROLL, Order No. 5146477, 1 x MARKING NOTEBOOK, CLIP-PROJECT PROFESSIONAL
German operating system and keyboard
English operating system and US international keyboard
Printing set , consisting of: 1 x THERMOMARK CARD, Order No. 5146464, 1 x MARKING NOTEBOOK, CLIP-PROJECT PROFESSIONAL
German operating system and keyboard
English operating system and US international keyboard
Printing set , consisting of: 1 x THERMOMARK ROLL, Order No. 5146477, 1 x MARKING NOTEBOOK, CLIP-PROJECT PROFESSIONAL
German operating system and keyboard
English operating system and US international keyboard
Versions
German operating system and Swiss keyboard
English operating system and Belgian keyboard
French operating system and keyboard
Spanish operating system and keyboard
Italian operating system and keyboard
Polish operating system and US international keyboard
Hungarian operating system and keyboard
Portuguese operating system and keyboard
Russian operating system and keyboard
Danish operating system and keyboard
Swedish operating system and keyboard

Ordering data		
Type	Order No.	Pcs. / Pkt.
MARKING BOX	5147100	1
MARKING BOX EN	5147101	1
MARKING BOX DE CH	0801749	1
MARKING BOX EN BE	0801742	1
MARKING BOX FR FR	0801590	1
MARKING BOX ES ES	0801747	1
MARKING BOX IT IT	0801745	1
MARKING BOX PL US	0801744	1
MARKING BOX HU HU	0801750	1
MARKING BOX PT PT	0801748	1
MARKING BOX RU RU	0801739	1
MARKING BOX DK DK	0801741	1
MARKING BOX SE SE	0801740	1

Accessories

Printer accessories

www.phoenixcontact.net/products



Printing set for cards



Printing set for material provided on rolls



Ordering data

Type	Order No.	Pcs. / Pkt.
THERMOMARK CARD SET	5147200	1
THERMOMARK CARD SET EN	5147201	1
THERMOMARK CARD SET DE CH	5147220	1
THERMOMARK CARD SET EN BE	5147214	1
THERMOMARK CARD SET FR FR	0801591	1
THERMOMARK CARD SET ES ES	5147218	1
THERMOMARK CARD SET IT IT	5147217	1
THERMOMARK CARD SET PL US	5147215	1
THERMOMARK CARD SET HU HU	5147221	1
THERMOMARK CARD SET PT PT	5147219	1
THERMOMARK CARD SET RU RU	5147211	1
THERMOMARK CARD SET DK DK	5147213	1
THERMOMARK CARD SET SE SE	5147212	1

Ordering data

Type	Order No.	Pcs. / Pkt.
THERMOMARK ROLL SET	5147300	1
THERMOMARK ROLL SET EN	5147301	1
THERMOMARK ROLL SET DE CH	5147230	1
THERMOMARK ROLL SET EN BE	5147225	1
THERMOMARK ROLL SET FR FR	0801592	1
THERMOMARK ROLL SET ES ES	5147228	1
THERMOMARK ROLL SET IT IT	5147227	1
THERMOMARK ROLL SET PL US	5147226	1
THERMOMARK ROLL SET HU HU	5147231	1
THERMOMARK ROLL SET PT PT	5147229	1
THERMOMARK ROLL SET RU RU	5147222	1
THERMOMARK ROLL SET DK DK	5147224	1
THERMOMARK ROLL SET SE SE	5147223	1

Accessories

Accessories

--

--

Printing systems

THERMOMARK X1.2, thermal transfer printer for material off the roll



Thermal transfer for rolls



An important addition to the range is the THERMOMARK X1.2, a top-of-the-line thermal transfer printer with the following key features:

- High print speed
- Print resolution of 300 dpi
- This printer is suitable for labeling large quantities and is capable of processing all types of material supplied on rolls
- The easy-to-use centering function for the printing material makes it possible to label continuous media such as shrink sleeves
- High-quality resin-based ink ribbons ensure a form of labeling that is resistant to mechanical and chemical effects
- Continuous media can be cut and perforated with a high degree of positional accuracy



Technical data

Dimensions		Width	Length	Height
	[mm]	242	446	274
General data				
Print resolution	[dpi]	300 dpi		
Max. print width	[mm]	105		
Max. printing length	[mm]	2000		
Interfaces		Serial (V.24 (RS-232)) / USB 2.0 / 10/100 Mbps Ethernet		
Power supply	[V]	100 ... 240 / 50 Hz ... 60 Hz		
Weight	[kg]	10		
Operating systems		MS Windows XP SP3, MS Windows Vista, MS Windows 7 (32/64-bit), MS Windows 8 (32/64-bit)		

Ordering data

Description	Color	Type	Order No.	Pcs. / Pkt.
Thermal transfer printer , incl. connecting cable, Windows® printer driver and operating instructions, software	gray	THERMOMARK X1.2	5146231	1

Accessories

Starter set, complete for THERMOMARK X1.2 consisting of: - Planning and marking software - THERMOMARK X1.2 thermal transfer printer - Ink ribbon - Label rolls		THERMOMARK X1.2-KIT	5146341	1
Cutter , for THERMOMARK X1...		THERMOMARK X1-CUTTER	5145290	1
Perforator		THERMOMARK X1-CUTTER/P	5146244	1
Transport case , with aluminum edges, for printer and accessories		THERMOMARK X1-CASE	5145300	1
External media hub , for roll diameters of 150 mm to 305 mm		THERMOMARK ROLL-ERH	5146448	1
External media hub , for roll diameters of up to 500 mm		THERMOMARK-ERH 500	5146309	1
Ink ribbon , length: 300 m, width: 110 mm	black	THERMOMARK-RIBBON 110	5145384	1
Ink ribbon , specifically for high-temperature labels, EML-HT...	black	THERMOMARK-RIBBON 110-EML-HT	0800342	1
Ink ribbon , specifically for WMS... shrink sleeves, length: 300 m, width: 110 mm	black	THERMOMARK-RIBBON 110-WMSU	0801358	1
	white	THERMOMARK-RIBBON 110-WMSU WH	0801359	1
Ink ribbon , specifically for WMS... shrink sleeves, length: 300 m, width: 64 mm	black	THERMOMARK-RIBBON 64-WMSU	0801360	1
	white	THERMOMARK-RIBBON 64-WMSU WH	0801361	1

THERMOMARK W2, thermal transfer printer for continuous shrink sleeve



Thermal transfer for rolls



The THERMOMARK W2 has been specially developed for the double-sided printing and perforation of continuous WMS shrink sleeves

- Double-sided printing ensures optimum marking legibility
- The guide elements ensure easy handling when inserting the sleeve
- The user-friendly interface of the CLIP PROJECT software enables you to enter custom specifications for the labeling and marker length
- Black and white ink ribbons are available to facilitate color marking
- The printed markers can be easily and quickly separated along the perforations

Dimensions	
	[mm]
General data	
Print resolution	[dpi]
Max. print width	[mm]
Max. printing length	[mm]
Interfaces	
Power supply	[V]
Weight	[kg]
Operating systems	

Technical data		
Width	Length	Height
248	554	405
300 dpi 105.6 1000 Serial (V.24 (RS-232)) / USB 2.0 / 10/100 Mbps Ethernet 100 ... 240 / 50 Hz ... 60 Hz 21 MS Windows XP SP3, MS Windows Vista, MS Windows 7 (32/64-bit), MS Windows 8 (32/64-bit)		

Description	Color
Thermal transfer printer , specially for shrink sleeve labeling on both sides, including perforation knife, connecting cable, Windows® printer driver, operating instructions, CLIP PROJECT advanced planning and marking software	gray


Ordering data		
Type	Order No.	Pcs. / Pkt.
THERMOMARK W2	5146147	1

External media hub , for roll diameters of 150 mm to 305 mm		
External media hub , for roll diameters of up to 500 mm		
External media hub , for roll diameters of up to 500 mm		
Ink ribbon , specifically for WMS... shrink sleeves, length: 300 m, width: 110 mm	black white	
Ink ribbon , specifically for WMS... shrink sleeves, length: 300 m, width: 64 mm	black white	

Accessories		
Type	Order No.	Pcs. / Pkt.
THERMOMARK ROLL-ERH	5146448	1
THERMOMARK-ERH 500	5146309	1
THERMOMARK-ERH 500	5146309	1
THERMOMARK-RIBBON 110-WMSU	0801358	1
THERMOMARK-RIBBON 110-WMSU WH	0801359	1
THERMOMARK-RIBBON 64-WMSU	0801360	1
THERMOMARK-RIBBON 64-WMSU WH	0801361	1



CMS-P1-PLOTTER



Plotter



- During long periods of non-use, the plotter pens are stored safely in a pen station
- The pens are removed and deposited automatically
- The pen station of the CMS-P1-PLOTTER prevents the plotter pens from drying out
- An automatic marking preparation function ensures optimum marking results right from the first character
- The plotter is controlled with the CLIP PROJECT software
- The plotter can be connected to the computer quickly and easily via the Centronics or USB interface
- Easily operated with just a few buttons

Dimensions	
	[mm]
General data	
Lettering field size	[mm]
Max. material height	[mm]
Max. plotting speed	[m/s]
Interfaces	
Input voltage / frequency	[V]
Weight	[kg]
Operating systems	

Technical data		
Width	Length	Height
440	660	125
440 x 296 mm 10.5 0.4 Parallel (Centronics) / USB 2.0 100 ... 240 / 50 Hz ... 60 Hz 8 MS Windows XP SP3, MS Windows Vista, MS Windows 7 (32/64-bit), MS Windows 8 (32/64-bit)		

Description	Color
Marking plotter , incl. power supply unit, connecting cable (Centronics and USB), pen CMS-PEN 0,25, manual, planning and marking software	silver

Ordering data		
Type	Order No.	Pcs. / Pkt.
CMS-P1-PLOTTER	5144615	1

Starter set , consisting of: - CLIP PROJECT, - CMS-P1-PLOTTER, - Magazines for UC-TM, UC-TMF, and UC-EMP, plus marking material - Ink and cleaning set
Transport case for CMS-P1-PLOTTER , rounded profile case with aluminum frame for a complete plotter system
Covering hood for CMS-P1-PLOTTER , flexible hood for protecting against contamination
Set of seals for the pen station , 4 replacement seals for the pen station of the CMS-P1-PLOTTER and 10 marking preparation plates, incl. assembly tool
Pen plates , for the pen station of the CMS-P1-PLOTTER
Magazines and pens

Accessories		
Type	Order No.	Pcs. / Pkt.
CMS-P1-PLOTTER-KIT	5144628	1
CMS-P1-PLOTTER-CASE	5144631	1
CMS-P1-PLOTTER-COVER	5144806	1
CMS-P1-PENDEPOT	5144835	1
CMS-P1-PREPLATES	5145135	1
See page 46		



CMS-P1-PLOTTER engraving unit



Engraving



- The P1 ENGRAVING UNIT is the ideal marking solution for device and component marking applications that involve high levels of mechanical and chemical stress
- The CMS-P1-PLOTTER can be converted into an engraving unit quickly and easily by swapping the plotter head for the engraving device
- To allow different line thicknesses, engraving chisels with diameters ranging from 0.2 ... 1.0 mm are available as accessories
- These are supplemented by a comprehensive product range of pre-assembled engraving materials see page 294
- These materials remain in position and do not slip when used with the CMS-P1-M/GPE ENGRAVING plotter magazine

Dimensions	
	[mm]
General data	
Power supply	[V]
Weight	[kg]
Speed range	[RPM]
Collet chuck	[mm]
Power consumption	[W]

Technical data		
Width	Length	Height
250	350	
110 ... 240 / 50 Hz ... 60 Hz		
8		
5000 ... 50000		
3		
150		

Description
Engraving unit , for the CMS-P1-PLOTTER, incl. operating instructions (English/German), data CD and engraving chisel

Ordering data		
Type	Order No.	Pcs. / Pkt.
P1 ENGRAVING UNIT	5145546	1

Engraving chisel, with a point angle of 15°	
Point diameter 0.2 mm	
Point diameter 0.3 mm	
Point diameter 0.4 mm	
Point diameter 0.5 mm	
Point diameter 0.7 mm	
Point diameter 1.0 mm	
Engraving chisel set , chisel with a point angle of 15°, point diameter: 0.2 mm, 0.3 mm, 0.4 mm, 0.5 mm, 0.7 mm, 1.0 mm	

Accessories		
P1 GRAVER 0.2	5145478	1
P1 GRAVER 0.3	5145481	1
P1 GRAVER 0.4	5145494	1
P1 GRAVER 0.5	5145504	1
P1 GRAVER 0.7	5145517	1
P1 GRAVER 1.0	5145520	1

Vacuum cleaner bag, 5 spare bags for replacement

P1 GRAVER SET	5145533	1
---------------	---------	---

Magazine for the CMS-P1-PLOTTER, for accommodating EMLP... and GPE... materials for engraving


P1 ENGRAVING VC BAG	5145559	1
---------------------	---------	---

- 1 GPE label sheet

CMS-P1-M/GPE ENGRAVING	5145711	1
------------------------	---------	---



Magazines for CMS-P1-PLOTTER



- Robust plastic magazines for labeling all commercially available marking materials
- Even compatible with marking sheets that have already been started
- Option of partial labeling
- In terms of its size, the magazine utilizes plotter capacity to the full
- We offer a wide variety of different magazines for marking materials. If you cannot find the right magazine for your materials, please get in touch

Description	Color
Magazine, for CMS-P1-PLOTTER, for accommodating: UC-TM ..., UC-TMN ..., UC3-TM ..., UC-WMC 1,9..., UC-WMC 3,1..., UC-WMTBA ..., UC-EM (17,5x9), UC-EM (18x8), UC-EM (21x8)	
For accommodating UC-WMC 4,4...	gray
For accommodating UC-WMC 5,6..., UC-WMC 7,5...	gray
For accommodating UC-TMF..., UC1-TMF..., UC2F-TM..., UC-WMT...	gray
For accommodating UC1-TM..., UC1U-TM..., UC2-TM...	gray
For accommodating: UC-EM..., UC-EMP..., UC-EMLP..., UC-EMSP..., and UC-WMTB...	gray
For accommodating: UC-WMCO ...	gray
Plastic magazines, for CMS-P1-PLOTTER, for accommodating:	
- 22 zack marker strips	
- 26 flat zack marker strips or ZBN strips	
- 2 zack marker sheets	
- 3 flat zack marker sheets	
- 22 contactor marker zack marker strips	
- 4 to 6 PABA marker bars	
- 30 marker pins ZB strips	
- 1 GPE label sheet	
- 20 strips LBHZ conductor marking	
- 1 GPE label sheet	
Magazine for accommodating sheet material, self-adhesive mat for fixing labels, foils and paper, size of sheet max. DIN A4	

Ordering data		
Type	Order No.	Pcs. / Pkt.
P1 UC-MAG 1	5146079	1
P1 UC-MAG 2	5146082	1
P1 UC-MAG 3	5146095	1
P1 UC-MAG 4	5146105	1
P1 UC-MAG 5	5146118	1
P1 UC-MAG 6	5146121	1
P1 UC-MAG 7	5146568	1
CMS-P1-M/ZB	5144699	1
CMS-P1-M/ZBF	5144709	1
CMS-P1-M/ZBM	5144660	1
CMS-P1-M/ZBFM	5144686	1
CMS-P1-M/SS-ZB	5144712	1
CMS-P1-M/PAB	5144741	1
CMS-P1-M/BN-ZB	5144725	1
CMS-P1-M/GPE	5144754	1
CMS-P1-M/LBHZ	5144738	1
CMS-P1-M/GPE ENGRAVING	5145711	1
CMS-P1-PAD	5144819	1

Adapter plate for WMU magazines, for using the universal CMS-WMU replaceable frame with the magazine inserts of the CMS-MCP 3 plotter
Replacement fixation pad for CMS-P1-M/ZBFM, 9 self-adhesive fixation pads, sufficient for 3 magazines
Replacement fixation pad for CMS-P1-M/GPE and CMS-P1-M/GPE ENGRAVING, one fixation pad, sufficient for one magazine
Replacement fixation pad for CMS-P1-PAD, 1 fixation pad in DIN A4 format

Accessories		
Type	Order No.	Pcs. / Pkt.
CMS-P1-WMU-ADAPTER	5144822	1
CMS-P1-M/ZBFM-PAD	5144848	1
CMS-P1-M/GPE-PAD	5144880	1
CMS-P1-PAD/SPARE	5144893	1

Plotter pens



- Plotter pens for high-quality product labeling
- Wipe-resistant with a perfect appearance
- Totally integrated product range consisting of plotter pens, ink, and cleaning fluid for the CMS-P1-PLOTTER plotter
- Both reusable and disposable plotter pens are available



Description	Color
Disposable plotter pen , non-refillable plotter pen, with pen station, completely filled with 1 ml CMS-INK-TR-C 5 ink, for high requirements	
Line thickness 0.25 mm	black
Line thickness 0.35 mm	black
Pens , incl. adapters, ink tank and pen station, for different line thicknesses, without ink	
Line thickness 0.25 mm	
Line thickness 0.35 mm	
Line thickness 0.50 mm	

Cleaning set for pens , consisting of: 1 cleaning cup, 2 cartridges of 10 ml cleaning liquid each and 2 spare sealing caps for the pen station	
Cleaning cartridges with spare sealing caps , 2 cartridges, each with 10 ml cleaning liquid and 2 caps	
	transparent
Ink cartridge , for CMS-PEN...	black

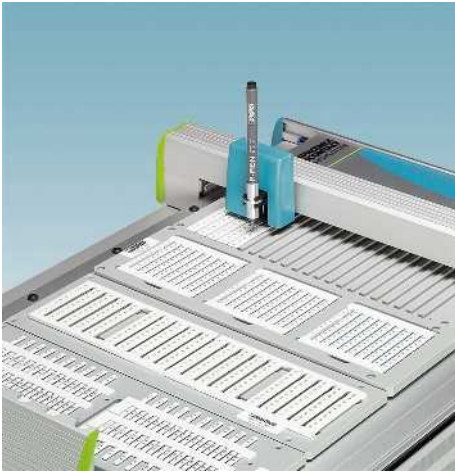
Ordering data		
Type	Order No.	Pcs. / Pkt.
CMS-DISPOSABLE-PEN 0,25 TR	5146685	1
CMS-DISPOSABLE-PEN 0,35 TR	5146686	1
CMS-PEN 0,25	5067815	1
CMS-PEN 0,35	5067828	1
CMS-PEN 0,50	5067831	1

Accessories		
Type	Order No.	Pcs. / Pkt.
CMS-R-SET-TR	5146751	1
CMS-R-FLUID-TR-C2	5146752	1
CMS-INK-TR-C5	5146684	1



Printing systems

Marker pen for plotter and manual labeling



- High-quality labeling of unprinted marking materials, can be performed manually or with the CMS-P1-PLOTTER
- Used in conjunction with the P-PEN ADAPTER when combined with plotter
- Disposable pen
- No handling of cleaning fluid required



Description	Color
Disposable pen, non-refillable , for manual labeling, can be also used for plotter marking when combined with the P-PEN ADAPTER	black

Aluminum adapter , to fix the P-PEN for plotter marking
--

Ordering data		
Type	Order No.	Pcs. / Pkt.
P-PEN	0815211	10
Accessories		
P-PEN ADAPTER	0815224	1

Marker pen for manual labeling



- High-quality labeling of unprinted marking materials is also possible without the use of labeling devices
- We provide three versions for manual marking
- Refillable pen: X-PEN
- Disposable pen: B-STIFT
- Disposable pen: P-PEN, can also be used for plotter marking when combined with an adapter



Description		Color	Ordering data		
Marker pen, refillable , for manual labeling, 0.35 mm line thickness, can be refilled with CMS-INK-TR-C 5, delivered without ink		black	Type	Order No.	Pcs. / Pkt.
			X-PEN 0,35	0811228	1
Ink cartridge, for CMS-PEN...		Color	Accessories		
		black	Type	Order No.	Pcs. / Pkt.
			CMS-INK-TR-C5	5146684	1

Marker pen for manual labeling

- High-quality labeling of unprinted marking materials is also possible without the use of labeling devices
- We provide three versions for manual marking
- Refillable pen: X-PEN
- Disposable pen: B-STIFT
- Disposable pen: P-PEN, can also be used for plotter marking when combined with an adapter



Description		Color	Ordering data		
Marker pen, not refillable , for manual labeling, line thickness 0.5 mm		black	Type	Order No.	Pcs. / Pkt.
			B-STIFT	1051993	10

Marking and labeling - MARKING system

Printing systems


Overview of marking material - printers



Marking system	BLUEMARK CLED	THERMOMARK CARD PLUS	THERMOMARK CARD	THERMOMARK ROLL
Terminal marking				
UC-TM...	Page 58			
UC-TMF...	Page 62			
UC-TMN...	Page 66			
UCT-TM...	Page 82	Page 82	Page 82	
UCT-TMF...	Page 86	Page 86	Page 86	
UC1-TM...	Page 118			
UCT1...	Page 128	Page 128	Page 128	
UCT-EM...	Page 108	Page 108	Page 108	
US-TM...		Page 90	Page 90	
US-TMF...		Page 91	Page 91	
US-TML...		Page 92	Page 92	
ZB...				
ZBF...				
TMT...				Page 94
TML...				Page 98
SK...				Page 105

Conductor/cable marking

WMTB-AL...	Page 161			
UC-WMC(O)...	Page 162			
AI-WM...	Page 175			
UC-WMT...	Page 176			
UC-WMTB(A)...	Page 179			
UCT-WMT...	Page 182	Page 182	Page 182	
UCT-WMS...	Page 186	Page 186	Page 186	
US-WMT...		Page 187	Page 187	
US-WMTB...		Page 190	Page 190	
US-WML...		Page 192	Page 192	
WML...R				Page 194
WMS... (pre-assembled)				Page 200
WMS... (continuous shrink sleeve)				Page 204
EMT...				Page 208
WMTW...				Page 209
WMT.../WMTB...				Page 210



THERMOMARK ROLL X1

THERMOMARK X1.2

THERMOMARK W2

CMS-P1-PLOTTER

P1 ENGRAVING UNIT

				Page 58
				Page 62
				Page 66
				Page 118
				Page 68
				Page 76
Page 94	Page 94			
Page 98	Page 98			
Page 105	Page 105			
				Page 162
				Page 176
				Page 179
Page 194	Page 194			
Page 200	Page 200			
Page 204	Page 204	Page 204		
Page 208	Page 208			
Page 209	Page 209			
Page 210	Page 210			

Marking and labeling - MARKING system

Printing systems

Overview of marking material - printers




Marking system	BLUEMARK CLED	THERMOMARK CARD PLUS	THERMOMARK CARD	THERMOMARK ROLL
----------------	---------------	----------------------	-----------------	-----------------

Device marking

EMLP-AL...	Page 231			
EMSP-AL...	Page 232			
EMP-AL...	Page 233			
UC-EMLP...	Page 234			
UC-EMSP...	Page 236			
UC-EMP...	Page 237			
UC-EM...	Page 240			
UCT-EM...	Page 246	Page 246	Page 246	
US-EMLP...		Page 258	Page 258	
US-EMP...		Page 262	Page 262	
US-EMSP...		Page 266	Page 266	
US-EMLSP...		Page 267	Page 267	
US-EML...		Page 268	Page 268	
US-EMLF...		Page 354	Page 354	
EML...				Page 270
EMLP...				Page 274
EMLF...				Page 278
EMLC...				Page 279
EML-HA...				Page 280
EML-HT...				Page 282
EML-ESD...				Page 284
EML-RM...				Page 286
EMLS...				Page 288
EMT...				Page 290
GPE...				
BMK...				
BMKL...				

System marking

US-PML-W...		Page 320	Page 320	
PML-W...				Page 321
US-PML-P...		Page 326	Page 326	
PML-P...				Page 327
US-PML-M...		Page 334	Page 334	
PML-M...				Page 335
PML-T...				Page 342
US-PML-GHS...		Page 348	Page 348	
PML-GHS...				Page 349
US-EMLF...		Page 354	Page 354	
PMM...				Page 356



THERMOMARK ROLL X1

THERMOMARK X1.2

THERMOMARK W2

CMS-P1-PLOTTER

P1 ENGRAVING UNIT


Page 270	Page 270
Page 274	Page 274
Page 278	Page 278
Page 279	Page 279
Page 280	Page 280
Page 282	Page 282
Page 284	Page 284
Page 286	Page 286
Page 288	Page 288
Page 290	Page 290

Page 234
Page 236
Page 237
Page 240

Page 274

Page 294	Page 294
Page 293	
Page 292	

Page 321	Page 321
Page 327	Page 327
Page 335	Page 335
Page 342	Page 342
Page 349	Page 349
Page 356	Page 356




Terminal marking - MARKING system

Large-surface and clear marking of terminal strips is essential for quick and error-free wiring of terminal strips. This is also true for the maintenance and startup of control cabinets and systems.

Terminal markers from Phoenix Contact are optimally adapted to the terminals and are available marked or unmarked in card, roll or sheet format.

Product range overview

Terminal marking	56
UniCard UC-TM... terminal marking	
For a tall marker groove	58
For a flat marker groove	62
ZB... zack marker strip terminal marking	
For a tall marker groove	68
For a flat marker groove	76
UniCard UCT-TM... terminal marking	
For a tall marker groove	82
For a flat marker groove	86
UniSheet US-TM... terminal marking	
For a universal marker groove	90
For a flat marker groove	91
TMT... terminal marking supplied in rolls	
Marker strips for tall and flat marker grooves	94
TML... terminal marking supplied in rolls	
Self-adhesive markers for terminal blocks without marker groove	98
SK... terminal marking supplied as card material	
Self-adhesive markers for terminal blocks without marker groove	100
Group marker labels and warning labels	108
Overview of terminal marking for Phoenix Contact	
The right marking solution for every terminal	
Terminal marking for terminal blocks from other manufacturers	118
Overview of terminal marking for other manufacturers	
Phoenix Contact offers the right marking solution for every terminal	
Ordering example for labeling service - printed for you	359



Those involved in control cabinet and system engineering are required to ensure meaningful labeling of electrical connecting elements and control cabinet components. As with comprehensive documentation, precise labeling of all terminal points makes it easier to set up and maintain the systems concerned. EN 60204-1/VDE 0113 Part 1 stipulates requirements concerning consistent system labeling and, therefore, for ensuring that it matches the technical documentation.



Various marking materials are available for labeling Phoenix Contact terminal blocks. The labeling strips can be easily separated by hand, and their special geometry ensures that the labeling remains in place even in the event of impact and vibration in machines and vehicles.

The terminal markers are available in strips or sheets and with or without labeling in accordance with customer requirements. Depending on the version, unlabeled terminal markers can be labeled using the various printing systems available from Phoenix Contact.

- Markers in UniCard format can be quickly and reliably labeled using the new BLUE-MARK CLED printer
- Markers in UniSheet format can be quickly and reliably labeled using the new THERMOMARK CARD printer
- Material off the roll has been specially developed for labeling using thermal transfer printers, e.g., from the new THERMOMARK LINE series from Phoenix Contact
- Zack marker strips are ideal for labeling with the plotter, but can also be labeled directly by hand.

All marking systems are characterized by their high resolution and excellent wipe resistance.




Various marking labels are available for labeling terminal block groups in addition to the labeling of the actual terminal points. These are snapped into the marking grooves of terminal blocks. Details of group marking products that can be fixed to end brackets can be found in the chapter titled Mounting material starting on page 483.



Markers are available in the UniCard and UniSheet formats for the labeling of terminal blocks with a tall marker groove. They can be supplied unprinted or printed in accordance with customer requirements.

Markers are available in the UniCard and UniSheet formats for terminal blocks, modules, and connectors with a flat marker groove. They can be supplied unprinted or printed in accordance with customer requirements.


Miniature terminal blocks/transformer terminal blocks have neither a tall nor a flat marker groove. Special markers are available in UniCard format for the purpose of labeling such terminal blocks.



The universal marker groove can be labeled with markers in UniSheet format. These are available unprinted or printed in accordance with customer requirements.

10-section zack marker strips are available in tall and flat versions. They are used to mark modular terminal blocks, modules or connectors and can be supplied unprinted or printed.

Unlabeled zack marker strips can accommodate printed marker strips. Once printed, the self-adhesive strip is simply stuck onto the zack marker strip.




The marker strips can be used in both tall and flat marker grooves. They can be easily separated by hand since they are pre-perforated for the pitch.

Self-adhesive marker strips can be applied to all PCB terminal blocks and COMBICON plug-in connectors. They can be supplied printed on cards or unprinted on a roll.

Markers are available in both UniCard and UniSheet formats for labeling modular terminal blocks from other manufacturers.

Terminal marking

UniCard terminal marking for a tall marker groove



- The UC-TM ... UniCard labeling range includes markers for products with tall marker grooves
- The markers, which are supplied in uniform sheets, can be printed onto quickly and easily using the BLUEMARK CLED
- The format automatically ensures printing with a high level of positional accuracy
- The multi-section marking strips are easy to fit and can be easily separated if required
- The markers support multiline labeling
- The sheets provide space for including function texts
- Labeling service: Phoenix Contact can custom-label all UniCard markers in accordance with your requirements

Notes:

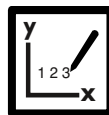
An overview of the markable terminal blocks that are available from Phoenix Contact can be found starting on page 112.

1) For ordering example, see page 359.

Can be printed with:



UV LED technology



Plotter

PRINTED
FOR YOU



120 markers for a terminal block width of 4.2 mm

General data

Can be printed with:	
Number of individual labels	120
Number of individual labels per strip	15
Material	PA
Inflammability class according to UL 94	V2
Temperature range	-40 ... 120 [°C]
Wipe resistance	DIN EN 61010-1 (VDE 0411-1)
Components	free from silicone and halogen

Technical data

BLUEMARK CLED • BLUEMARK LED • CMS-P1-PLOTTER
120
15
PA
V2
-40 ... 120
DIN EN 61010-1 (VDE 0411-1)
free from silicone and halogen

Ordering data

Description	Color
UniCard, for labeling terminal blocks with a marker groove	
	white
	red
	orange
	yellow
	violet
	blue
	green
UniCard, for labeling terminal blocks with a marker groove, labeled acc. to customer specifications ¹⁾	
	white
	red
	orange
	yellow
	violet
	blue
	green

Type	Order No.	Pcs. / Pkt.
UC-TM 4	0818111	10
UC-TM 4 RD	0818250	10
UC-TM 4 OG	0818221	10
UC-TM 4 YE	0818234	10
UC-TM 4 VT	0819084	10
UC-TM 4 BU	0818247	10
UC-TM 4 GN	0818263	10
UC-TM 4 CUS	0824573	1
UC-TM 4 RD CUS	0824577	1
UC-TM 4 OG CUS	0824576	1
UC-TM 4 YE CUS	0824579	1
UC-TM 4 VT CUS	0824578	1
UC-TM 4 BU CUS	0824574	1
UC-TM 4 GN CUS	0824575	1

Accessories

Magazine, for CMS-P1-PLOTTER		
P1 UC-MAG 1	5146079	1



PRINTED
FOR YOU



96 markers for a terminal block width of 5.2 mm

PRINTED
FOR YOU



80 markers for a terminal block width of 6.2 mm

PRINTED
FOR YOU



56 markers for a terminal block width of 8.2 mm

Technical data
BLUEMARK CLED • BLUEMARK LED • CMS-P1-PLOTTER
96
12
PA
V2
-40 ... 120
DIN EN 61010-1 (VDE 0411-1)
free from silicone and halogen

Technical data
BLUEMARK CLED • BLUEMARK LED • CMS-P1-PLOTTER
80
10
PA
V2
-40 ... 120
DIN EN 61010-1 (VDE 0411-1)
free from silicone and halogen

Technical data
BLUEMARK CLED • BLUEMARK LED • CMS-P1-PLOTTER
56
7
PA
V2
-40 ... 120
DIN EN 61010-1 (VDE 0411-1)
free from silicone and halogen

Ordering data		
Type	Order No.	Pcs. / Pkt.
UC-TM 5	0818108	10
UC-TM 5 RD	0818302	10
UC-TM 5 OG	0818276	10
UC-TM 5 YE	0818289	10
UC-TM 5 VT	0819107	10
UC-TM 5 BU	0818292	10
UC-TM 5 GN	0818315	10
UC-TM 5 CUS	0824581	1
UC-TM 5 RD CUS	0824585	1
UC-TM 5 OG CUS	0824584	1
UC-TM 5 YE CUS	0824587	1
UC-TM 5 VT CUS	0824586	1
UC-TM 5 BU CUS	0824582	1
UC-TM 5 GN CUS	0824583	1

Ordering data		
Type	Order No.	Pcs. / Pkt.
UC-TM 6	0818085	10
UC-TM 6 RD	0818357	10
UC-TM 6 OG	0818328	10
UC-TM 6 YE	0818331	10
UC-TM 6 VT	0819110	10
UC-TM 6 BU	0818344	10
UC-TM 6 GN	0818360	10
UC-TM 6 CUS	0824589	1
UC-TM 6 RD CUS	0824593	1
UC-TM 6 OG CUS	0824592	1
UC-TM 6 YE CUS	0824595	1
UC-TM 6 VT CUS	0824594	1
UC-TM 6 BU CUS	0824590	1
UC-TM 6 GN CUS	0824591	1

Ordering data		
Type	Order No.	Pcs. / Pkt.
UC-TM 8	0818072	10
UC-TM 8 RD	0818409	10
UC-TM 8 OG	0818373	10
UC-TM 8 YE	0818386	10
UC-TM 8 VT	0819123	10
UC-TM 8 BU	0818399	10
UC-TM 8 GN	0818412	10
UC-TM 8 CUS	0824597	1
UC-TM 8 RD CUS	0824601	1
UC-TM 8 OG CUS	0824600	1
UC-TM 8 YE CUS	0824603	1
UC-TM 8 VT CUS	0824602	1
UC-TM 8 BU CUS	0824598	1
UC-TM 8 GN CUS	0824599	1


Accessories		
Type	Order No.	Pcs. / Pkt.
P1 UC-MAG 1	5146079	1

Accessories		
Type	Order No.	Pcs. / Pkt.
P1 UC-MAG 1	5146079	1

Accessories		
Type	Order No.	Pcs. / Pkt.
P1 UC-MAG 1	5146079	1

Terminal marking

UniCard terminal marking for a tall marker groove



- The UC-TM ... UniCard labeling range includes markers for products with tall marker grooves
- The markers, which are supplied in uniform sheets, can be printed onto quickly and easily using the BLUEMARK CLED
- The format automatically ensures printing with a high level of positional accuracy
- The multi-section marking strips are easy to fit and can be easily separated if required
- The markers support multiline labeling
- The sheets provide space for including function texts
- Labeling service: Phoenix Contact can custom-label all UniCard markers in accordance with your requirements

Notes:

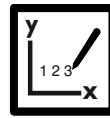
An overview of the markable terminal blocks that are available from Phoenix Contact can be found starting on page 112.

1) For ordering example, see page 359.

Can be printed with:



UV LED technology



Plotter

PRINTED
FOR YOU



48 markers for a terminal block width of 10.2 mm

General data

Can be printed with:	
Number of individual labels	48
Number of individual labels per strip	6
Material	PA
Inflammability class according to UL 94	V2
Temperature range	-40 ... 120 [°C]
Wipe resistance	DIN EN 61010-1 (VDE 0411-1)
Components	free from silicone and halogen

Technical data

BLUEMARK CLED • BLUEMARK LED • CMS-P1-PLOTTER
48
6
PA
V2
-40 ... 120
DIN EN 61010-1 (VDE 0411-1)
free from silicone and halogen

Ordering data

Description	Color
UniCard, for labeling terminal blocks with a marker groove	
	white
	red
	orange
	yellow
	violet
	blue
	green
UniCard, for labeling terminal blocks with a marker groove, labeled acc. to customer specifications ¹⁾	
	white
	white
	white
	white
	white
	white
	white
	white

Type	Order No.	Pcs. / Pkt.
UC-TM 10	0818069	10
UC-TM 10 RD	0818454	10
UC-TM 10 OG	0818425	10
UC-TM 10 YE	0818438	10
UC-TM 10 VT	0815936	10
UC-TM 10 BU	0818441	10
UC-TM 10 GN	0818467	10
UC-TM 10 CUS	0824605	1
UC-TM 10 RD CUS	0824609	1
UC-TM 10 OG CUS	0824608	1
UC-TM 10 YE CUS	0824611	1
UC-TM 10 VT CUS	0824610	1
UC-TM 10 BU CUS	0824606	1
UC-TM 10 GN CUS	0824607	1

Accessories

Magazine, for CMS-P1-PLOTTER		
P1 UC-MAG 1	5146079	1





40 markers for a terminal block width of 12 mm

32 markers for a terminal block width of 16 mm

Technical data
BLUEMARK CLED • BLUEMARK LED • CMS-P1-PLOTTER
40
5
PA
V2
-40 ... 120
DIN EN 61010-1 (VDE 0411-1)
free from silicone and halogen

Technical data
BLUEMARK CLED • BLUEMARK LED • CMS-P1-PLOTTER
32
4
PA
V2
-40 ... 120
DIN EN 61010-1 (VDE 0411-1)
free from silicone and halogen

Ordering data		
Type	Order No.	Pcs. / Pkt.
UC-TM 12	0819194	10
UC-TM 12 RD	0817701	10
UC-TM 12 OG	0817691	10
UC-TM 12 YE	0819204	10
UC-TM 12 VT	0822660	10
UC-TM 12 BU	0817785	10
UC-TM 12 GN	0817808	10
UC-TM 12 CUS	0824613	1
UC-TM 12 RD CUS	0824617	1
UC-TM 12 OG CUS	0824616	1
UC-TM 12 YE CUS	0824619	1
UC-TM 12 VT CUS	0824618	1
UC-TM 12 BU CUS	0824614	1
UC-TM 12 GN CUS	0824615	1


Ordering data		
Type	Order No.	Pcs. / Pkt.
UC-TM 16	0819217	10
UC-TM 16 RD	0817798	10
UC-TM 16 OG	0817772	10
UC-TM 16 YE	0819220	10
UC-TM 16 VT	0822673	10
UC-TM 16 BU	0817769	10
UC-TM 16 GN	0817756	10
UC-TM 16 CUS	0824621	1
UC-TM 16 RD CUS	0824625	1
UC-TM 16 OG CUS	0824624	1
UC-TM 16 YE CUS	0824627	1
UC-TM 16 VT CUS	0824626	1
UC-TM 16 BU CUS	0824622	1
UC-TM 16 GN CUS	0824623	1

Accessories		
Type	Order No.	Pcs. / Pkt.
P1 UC-MAG 1	5146079	1

Accessories		
Type	Order No.	Pcs. / Pkt.
P1 UC-MAG 1	5146079	1

Terminal marking

UniCard terminal marking for a flat marker groove



- The UC-TMF ... UniCard labeling range includes markers for products with tall and flat marker grooves
- Labeling service: Phoenix Contact can custom-label all UniCard markers in accordance with your requirements

Notes:

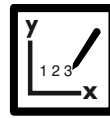
An overview of the markable terminal blocks that are available from Phoenix Contact can be found starting on page 112.

¹⁾ For ordering example, see page 359.

Can be printed with:



UV LED technology



Plotter



120 markers for a terminal block width of 4.2 mm

General data

Can be printed with:	
Number of individual labels	120
Number of individual labels per strip	15
Material	PA
Inflammability class according to UL 94	V2
Temperature range	-40 ... 120 [°C]
Wipe resistance	DIN EN 61010-1 (VDE 0411-1)
Components	free from silicone and halogen


Technical data

BLUEMARK CLED • BLUEMARK LED • CMS-P1-PLOTTER
120
15
PA
V2
-40 ... 120
DIN EN 61010-1 (VDE 0411-1)
free from silicone and halogen

Ordering data

Description	Color	Type	Order No.	Pcs. / Pkt.
UniCard, for labeling terminal blocks with a flat marker groove				
	white	UC-TMF 4	0818166	10
	red	UC-TMF 4 RD	0818506	10
	orange	UC-TMF 4 OG	0818470	10
	yellow	UC-TMF 4 YE	0818483	10
	violet	UC-TMF 4 VT	0815897	10
	blue	UC-TMF 4 BU	0818496	10
	green	UC-TMF 4 GN	0818519	10
UniCard, for labeling terminal blocks with a flat marker groove, labeled acc. to customer specifications¹⁾				
	white	UC-TMF 4 CUS	0824630	1
	red	UC-TMF 4 RD CUS	0824634	1
	orange	UC-TMF 4 OG CUS	0824633	1
	yellow	UC-TMF 4 YE CUS	0824636	1
	violet	UC-TMF 4 VT CUS	0824635	1
	blue	UC-TMF 4 BU CUS	0824631	1
	green	UC-TMF 4 GN CUS	0824632	1
Magazine, for CMS-P1-PLOTTER				
		P1 UC-MAG 4	5146105	1

Accessories



PRINTED
FOR YOU



96 markers for a terminal block width of 5.2 mm

PRINTED
FOR YOU



80 markers for a terminal block width of 6.2 mm

PRINTED
FOR YOU



56 markers for a terminal block width of 8.2 mm

Technical data
BLUEMARK CLED • BLUEMARK LED • CMS-P1-PLOTTER
96
12
PA
V2
-40 ... 120
DIN EN 61010-1 (VDE 0411-1)
free from silicone and halogen

Technical data
BLUEMARK CLED • BLUEMARK LED • CMS-P1-PLOTTER
80
10
PA
V2
-40 ... 120
DIN EN 61010-1 (VDE 0411-1)
free from silicone and halogen

Technical data
BLUEMARK CLED • BLUEMARK LED • CMS-P1-PLOTTER
56
7
PA
V2
-40 ... 120
DIN EN 61010-1 (VDE 0411-1)
free from silicone and halogen

Ordering data		
Type	Order No.	Pcs. / Pkt.
UC-TMF 5	0818153	10
UC-TMF 5 RD	0818551	10
UC-TMF 5 OG	0818522	10
UC-TMF 5 YE	0818535	10
UC-TMF 5 VT	0815907	10
UC-TMF 5 BU	0818548	10
UC-TMF 5 GN	0818564	10
UC-TMF 5 CUS	0824638	1
UC-TMF 5 RD CUS	0824642	1
UC-TMF 5 OG CUS	0824641	1
UC-TMF 5 YE CUS	0824644	1
UC-TMF 5 VT CUS	0824643	1
UC-TMF 5 BU CUS	0824639	1
UC-TMF 5 GN CUS	0824640	1

Ordering data		
Type	Order No.	Pcs. / Pkt.
UC-TMF 6	0818140	10
UC-TMF 6 RD	0818603	10
UC-TMF 6 OG	0818577	10
UC-TMF 6 YE	0818580	10
UC-TMF 6 VT	0815910	10
UC-TMF 6 BU	0818593	10
UC-TMF 6 GN	0818616	10
UC-TMF 6 CUS	0824646	1
UC-TMF 6 RD CUS	0824650	1
UC-TMF 6 OG CUS	0824649	1
UC-TMF 6 YE CUS	0824652	1
UC-TMF 6 VT CUS	0824651	1
UC-TMF 6 BU CUS	0824647	1
UC-TMF 6 GN CUS	0824648	1

Ordering data		
Type	Order No.	Pcs. / Pkt.
UC-TMF 8	0818137	10
UC-TMF 8 RD	0818658	10
UC-TMF 8 OG	0818629	10
UC-TMF 8 YE	0818632	10
UC-TMF 8 VT	0815923	10
UC-TMF 8 BU	0818645	10
UC-TMF 8 GN	0818661	10
UC-TMF 8 CUS	0824654	1
UC-TMF 8 RD CUS	0824658	1
UC-TMF 8 OG CUS	0824657	1
UC-TMF 8 YE CUS	0824660	1
UC-TMF 8 VT CUS	0824659	1
UC-TMF 8 BU CUS	0824655	1
UC-TMF 8 GN CUS	0824656	1


Accessories		
P1 UC-MAG 4	5146105	1

Accessories		
P1 UC-MAG 4	5146105	1

Accessories		
P1 UC-MAG 4	5146105	1

Terminal marking

UniCard terminal marking for a flat marker groove



- The UC-TMF ... UniCard labeling range includes markers for products with tall and flat marker grooves
- Labeling service: Phoenix Contact can custom-label all UniCard markers in accordance with your requirements

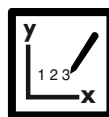
Notes:

1) For ordering example, see page 359.

Can be printed with:



UV LED technology



Plotter

PRINTED
FOR YOU



48 markers for a terminal block width of 10.2 mm

General data

Can be printed with:
 Number of individual labels
 Number of individual labels per strip
 Material
 Inflammability class according to UL 94
 Temperature range [°C]
 Wipe resistance
 Components

Technical data

BLUEMARK CLED • BLUEMARK LED • CMS-P1-PLOTTER
 48
 6
 PA
 V2
 -40 ... 120
 DIN EN 61010-1 (VDE 0411-1)
 free from silicone and halogen

Ordering data

Description	Color
-------------	-------

UniCard materials, for labeling terminal blocks with a flat marker groove

Type	Order No.	Pcs. / Pkt.
------	-----------	-------------

white	UC-TMF 10	0818124	10
red	UC-TMF 10 RD	0818700	10
orange	UC-TMF 10 OG	0818674	10
yellow	UC-TMF 10 YE	0818687	10
violet	UC-TMF 10 VT	0815981	10
blue	UC-TMF 10 BU	0818690	10
green	UC-TMF 10 GN	0818713	10

UniCard, for labeling terminal blocks with a flat marker groove, labeled acc. to customer specifications¹⁾

white	UC-TMF 10 CUS	0824662	1
red	UC-TMF 10 RD CUS	0824666	1
orange	UC-TMF 10 OG CUS	0824665	1
yellow	UC-TMF 10 YE CUS	0824668	1
violet	UC-TMF 10 VT CUS	0824667	1
blue	UC-TMF 10 BU CUS	0824663	1
green	UC-TMF 10 GN CUS	0824664	1

Accessories

Magazine, for CMS-P1-PLOTTER

P1 UC-MAG 4	5146105	1
-------------	---------	---





40 markers for a terminal block width of 12 mm

32 markers for a terminal block width of 16 mm

Technical data
BLUEMARK CLED • BLUEMARK LED • CMS-P1-PLOTTER
40
5
PA
V2
-40 ... 120
DIN EN 61010-1 (VDE 0411-1)
free from silicone and halogen

Technical data
BLUEMARK CLED • BLUEMARK LED • CMS-P1-PLOTTER
32
4
PA
V2
-40 ... 120
DIN EN 61010-1 (VDE 0411-1)
free from silicone and halogen

Ordering data		
Type	Order No.	Pcs. / Pkt.
UC-TMF 12	0819233	10
UC-TMF 12 RD	0817840	10
UC-TMF 12 OG	0817866	10
UC-TMF 12 YE	0819246	10
UC-TMF 12 VT	0822686	10
UC-TMF 12 BU	0817853	10
UC-TMF 12 GN	0817837	10
UC-TMF 12 CUS	0824670	1
UC-TMF 12 RD CUS	0824674	1
UC-TMF 12 OG CUS	0824673	1
UC-TMF 12 YE CUS	0824676	1
UC-TMF 12 VT CUS	0824675	1
UC-TMF 12 BU CUS	0824671	1
UC-TMF 12 GN CUS	0824672	1


Ordering data		
Type	Order No.	Pcs. / Pkt.
UC-TMF 16	0819262	10
UC-TMF 16 RD	0817824	10
UC-TMF 16 OG	0817811	10
UC-TMF 16 YE	0819259	10
UC-TMF 16 VT	0822699	10
UC-TMF 16 BU	0817905	10
UC-TMF 16 GN	0817921	10
UC-TMF 16 CUS	0824678	1
UC-TMF 16 RD CUS	0824682	1
UC-TMF 16 OG CUS	0824681	1
UC-TMF 16 YE CUS	0824684	1
UC-TMF 16 VT CUS	0824683	1
UC-TMF 16 BU CUS	0824679	1
UC-TMF 16 GN CUS	0824680	1

Accessories		
P1 UC-MAG 4	5146105	1

Accessories		
P1 UC-MAG 4	5146105	1

Terminal marking

UniCard terminal marking for marking stud holders



- The UC-TMN ... UniCard labeling range includes markers for products with a marking stud holder, such as mini terminal blocks, transformer terminal blocks or COMBICON PCB connection terminal blocks
- The markers, which are supplied in uniform sheets, can be printed onto quickly and easily using the BLUEMARK CLED
- The format automatically ensures printing with a high level of positional accuracy
- The multi-section marking strips are easy to fit and can be easily separated if required
- The sheets provide space for including function texts
- Labeling service: Phoenix Contact can custom-label all UniCard markers in accordance with your requirements

Notes:

An overview of the markable terminal blocks that are available from Phoenix Contact can be found starting on page 112.

¹⁾ For ordering example, see page 359.

Can be printed with:



UV LED technology



Plotter



Stud-type markers for terminal block widths of 5.2 / 7.5 / 10 mm

General data

Can be printed with:	
Material	
Inflammability class according to UL 94	
Temperature range	[°C]
Wipe resistance	
Components	

Technical data

BLUEMARK CLED • BLUEMARK LED • CMS-P1-PLOTTER
PA
V2
-40 ... 120
DIN EN 61010-1 (VDE 0411-1)
free from silicone and halogen

Description	Color
UniCard, for labeling transformer terminal blocks	
96-section	white
64-section	white
48-section	white

Ordering data

Type	Order No.	Pcs. / Pkt.
UC-TMN 5,2	0822945	10
UC-TMN 7,5	0821823	10
UC-TMN 10	0828554	10

Magazine, for CMS-P1-PLOTTER

Accessories

P1 UC-MAG 1	5146079	1
-------------	---------	---





Labeled according to customer specifications

Technical data

-
PA
V2
-40 ... 120
DIN EN 61010-1 (VDE 0411-1)
free from silicone and halogen


Ordering data

Type	Order No.	Pcs. / Pkt.
UC-TMN 5,2 CUS	0826857	1
UC-TMN 7,5 CUS	0824690	1
UC-TMN 10 CUS	0829109	1

Accessories

Terminal marking

Zack marker strip terminal marking for a tall marker groove



- The ZB zack marker strip system is a labeling solution for modular terminal blocks and electronic modules with tall marker grooves
- The multi-section marking strips are easy to fit and can be easily separated if required
- Different pitches are possible on request
- Unlabeled marking strips can be custom-labeled with a plotter or by hand
- Labeling service: Phoenix Contact can custom-label all zack marker strip markers in accordance with your requirements

Selection of labeling direction

- Please take care to select the correct labeling direction for printed products
- ① “Printed horizontally” labeling, text is the right way round for a horizontally arranged terminal strip
- ② “Printed vertically” labeling, text is the right way round for a vertically arranged terminal strip

Notes:

1) 10 identically marked strips make up one packing unit (PU).

2) For ordering example, see page 359.

Can be printed with:



Plotter

PRINTED
FOR YOU



Markers for a terminal block width of 3.5 mm

General data

Can be printed with:
Material
Inflammability class according to UL 94
Temperature range [°C]
Wipe resistance
Components

Technical data

CMS-P1-PLOTTER
PA
V2
-40 ... 100
DIN EN 61010-1 (VDE 0411-1)
free from silicone and halogen

Description	Color
Zack marker strip, 10-section, unprinted: pack contains enough to label 100 terminal blocks	
as above, however, large batch, sufficient for 1000 terminal blocks	white white
Zack marker strip, printed horizontally, ten sections with consecutive numbers, e.g., 1 - 10, 11 - 20, etc. up to 91 - 100, (ZB 3,5 and ZB 4, max. 2 digits ¹⁾)	white
Zack marker strip, printed horizontally, 10-section, with same numbers, e.g., 1/1/1, 2/2/2, etc. up to 100/100/100 ¹⁾	white
Zack marker strip, 10-section, printed horizontally: with L1, L2, L3, N, PE ¹⁾	white white
U, V, W, N, ↓	white white
Zack marker strip, printed vertically, 10-section, with consecutive numbers, e.g., 1-10, 11-20, etc. up to 91-100 ¹⁾	white
Special marking zack marker strip, 10-section, separable, labeled acc. to customer specifications, (ZB 3,5 and ZB 4, max. 2 digits), please specify the required marking when ordering ²⁾	white

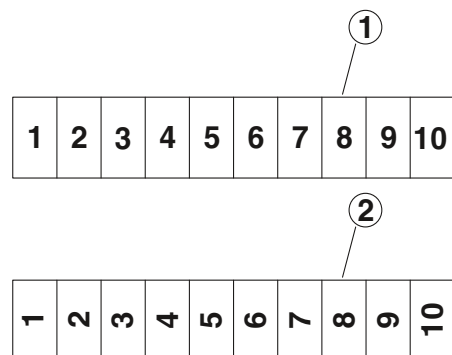
Ordering data

Type	Order No.	Pcs. / Pkt.
ZB 3,5:UNBEDRUCKT	0829414	10
ZB 3,5,LGS:FORTL.ZAHLEN	0801404	10
ZB 3,5,QR:FORT.ZAHLEN	0801405	10
ZB 3,5 CUS	0829415	1

Magazine, for CMS-P1-PLOTTER

Accessories

CMS-P1-M/ZB	5144699	1
-------------	---------	---




PRINTED
FOR YOU




Markers for a terminal block width of 4.2 mm

PRINTED
FOR YOU



Markers for a terminal block width of 5.2 mm

PRINTED
FOR YOU



Markers for a terminal block width of 5.08 mm

Technical data

CMS-P1-PLOTTER
PA
V2
-40 ... 100
DIN EN 61010-1 (VDE 0411-1)
free from silicone and halogen

Ordering data

Type	Order No.	Pcs. / Pkt.
ZB 4 :UNBEDRUCKT	0805001	10
ZB 4/WH-100:UNBEDRUCKT	0805810	100
ZB 4,LGS:FORTL.ZAHLEN	0805739	10
ZB 4,QR:FORTL.ZAHLEN	0805807	10
ZB 4 CUS	0824951	1

Accessories

CMS-P1-M/ZB	5144699	1
-------------	---------	---

Technical data

CMS-P1-PLOTTER
PA
V2
-40 ... 100
DIN EN 61010-1 (VDE 0411-1)
free from silicone and halogen

Ordering data

Type	Order No.	Pcs. / Pkt.
ZB 5 :UNBEDRUCKT	1050004	10
ZB 5/WH-100:UNBEDRUCKT	5060906	100
ZB 5,LGS:FORTL.ZAHLEN	1050017	10
ZB 5,LGS:GLEICHE ZAHLEN	1050033	10
ZB 5,LGS:L1-N,PE	1050415	10
ZB 5,QR:FORTL.ZAHLEN	1050020	10
ZB 5 CUS	0824962	1

Accessories

CMS-P1-M/ZB	5144699	1
-------------	---------	---

Technical data

CMS-P1-PLOTTER
PA
V2
-40 ... 100
DIN EN 61010-1 (VDE 0411-1)
free from silicone and halogen

Ordering data

Type	Order No.	Pcs. / Pkt.
ZB 5,08:UNBEDRUCKT	0809793	10
ZB 5,08,LGS:FORTL.ZAHLEN	0809803	10
ZB 5,08,LGS:L1-N,PE	0809832	10
ZB 5,08,LGS:U-N	0809845	10
ZB 5,08,QR:FORTL.ZAHLEN	0809858	10
ZB 5,08 CUS	0824963	1

Accessories


CMS-P1-M/ZB	5144699	1
-------------	---------	---

Terminal marking


Zack marker strip terminal marking for a tall marker groove

- The ZB zack marker strip system is a labeling solution for modular terminal blocks and electronic modules with tall marker grooves
- Labeling service: Phoenix Contact can custom-label all zack marker strip markers in accordance with your requirements

Notes:
1) 10 identically marked strips make up one packing unit (PU).
2) For ordering example, see page 359.




Markers for a terminal block width of 6.2 mm




Markers for a terminal block width of 6.6 mm

	Technical data			Technical data			
General data							
Can be printed with:	CMS-P1-PLOTTER			CMS-P1-PLOTTER			
Material	PA			PA			
Inflammability class according to UL 94	V2			V2			
Temperature range	-40 ... 100 [°C]			-40 ... 100			
Wipe resistance	DIN EN 61010-1 (VDE 0411-1)			DIN EN 61010-1 (VDE 0411-1)			
Components	free from silicone and halogen			free from silicone and halogen			
	Ordering data			Ordering data			
Description	Color	Type	Order No.	Pcs. / Pkt.	Type	Order No.	Pcs. / Pkt.
Zack marker strip, 10-section, unprinted: pack contains enough to label 100 terminal blocks		ZB 6:UNBEDRUCKT	1051003	10	ZB 6,6:UNBEDRUCKT	1052332	10
as above, however, large batch, sufficient for 1000 terminal blocks	white white						
Zack marker strip, printed horizontally, 10-section, with consecutive numbers, e.g., 1-10, 11-20, etc. up to 91-100	white	ZB 6,LGS:FORTL.ZAHLEN	1051016	10	ZB 6,6,LGS:FORTL.ZAHLEN	1052345	10
Zack marker strip, printed horizontally, 10-section, with same numbers, e.g., 1/1/1, 2/2/2, etc. up to 100/100/100	white	ZB 6,LGS:GLEICHE ZAHLEN	1051032	10			
Zack marker strip, 10-section, printed horizontally: with L1, L2, L3, N, PE	white	ZB 6,LGS:L1-N,PE	1051414	10			
U, V, W, N, ↓	white	ZB 6,LGS:U-N	1051430	10			
Zack marker strip, printed vertically, 10-section, with consecutive numbers, e.g., 1-10, 11-20, etc. up to 91-100¹⁾	white	ZB 6,QR:FORTL.ZAHLEN	1051029	10			
Zack marker strip, special printing, 10-section, divisible, marking according to customer requirements, please specify the desired marking with order²⁾	white	ZB 6 CUS	0824992	1	ZB 6,6 CUS	0824978	1
	Accessories			Accessories			
Magazine, for CMS-P1-PLOTTER		CMS-P1-M/ZB	5144699	1	CMS-P1-M/ZB	5144699	1


PRINTED
FOR YOU



PRINTED
FOR YOU



PRINTED
FOR YOU



Markers for a terminal block width of 7.5 mm

Markers for a terminal block width of 7.62 mm

Markers for a terminal block width of 8.2 mm

Technical data
CMS-P1-PLOTTER PA V2 -40 ... 100 DIN EN 61010-1 (VDE 0411-1) free from silicone and halogen

Technical data
CMS-P1-PLOTTER PA V2 -40 ... 100 DIN EN 61010-1 (VDE 0411-1) free from silicone and halogen

Technical data
CMS-P1-PLOTTER PA V2 -40 ... 100 DIN EN 61010-1 (VDE 0411-1) free from silicone and halogen

Ordering data		
Type	Order No.	Pcs. / Pkt.
ZB 7,5:UNBEDRUCKT	0803948	10
ZB 7,5 CUS	0824994	1

Ordering data		
Type	Order No.	Pcs. / Pkt.
ZB 7,62:UNBEDRUCKT	1054000	10
ZB 7,62/WH-100:UNBEDRUCKT	5060922	100
ZB 7,62,LGS:FORTL.ZAHLEN	1054233	10
ZB 7,62 CUS	0824997	1

Ordering data		
Type	Order No.	Pcs. / Pkt.
ZB 8:UNBEDRUCKT	1052002	10
ZB 8/WH-100:UNBEDRUCKT	5060896	100
ZB 8,LGS:FORTL.ZAHLEN	1052015	10
ZB 8,LGS:L1-N,PE	1052413	10
ZB 8,QR:FORTL.ZAHLEN	1052028	10
ZB 8 CUS	0825011	1

Accessories		
CMS-P1-M/ZB	5144699	1

Accessories		
CMS-P1-M/ZB	5144699	1

Accessories		
CMS-P1-M/ZB	5144699	1

Marking and labeling - MARKING system

Terminal marking

Zack marker strip terminal marking for a tall marker groove

- The ZB zack marker strip system is a labeling solution for modular terminal blocks and electronic modules with tall marker grooves
- Labeling service: Phoenix Contact can custom-label all zack marker strip markers in accordance with your requirements

Notes:
 1) 10 identically marked strips make up one packing unit (PU).



Markers for a terminal block width of 9 mm



Markers for a terminal block width of 10.2 mm

General data	
Can be printed with:	CMS-P1-PLOTTER
Material	PA
Inflammability class according to UL 94	V2
Temperature range	-40 ... 100 [°C]
Wipe resistance	DIN EN 61010-1 (VDE 0411-1)
Components	free from silicone and halogen

Description		Color
Zack marker strip, 10-section, unprinted: pack contains enough to label 100 terminal blocks		white
as above, however, large batch, sufficient for 1000 terminal blocks		white
5-section		white
Flat Zack marker strip, 10-section, printed horizontally: with consecutive numbers, e.g., 1-10, 11-20, etc. up to 91-100 ¹⁾		white
Zack marker strip, printed horizontally, 10-section, with same numbers, e.g., 1/1/1, 2/2/2, etc. up to 100/100/100 ¹⁾		white
Zack marker strip, 10-section, printed horizontally: with L1, L2, L3, N, PE ¹⁾		white
U, V, W, N, ⚡		white
5-section		white
Zack marker strip, printed vertically, 10-section, with consecutive numbers, e.g., 1-10, 11-20, etc. up to 91-100 ¹⁾		white
Zack marker strip, special printing, 10-section, divisible, marking according to customer requirements, please specify the desired marking with order		white
5-section		white

Magazine, for CMS-P1-PLOTTER	

Technical data		
CMS-P1-PLOTTER		
PA		
V2		
-40 ... 100		
DIN EN 61010-1 (VDE 0411-1)		
free from silicone and halogen		

Ordering data		
Type	Order No.	Pcs. / Pkt.
ZB 9:UNBEDRUCKT	0829127	10
ZB 9 CUS	0829128	1

Accessories		
CMS-P1-M/ZB	5144699	1

Technical data		
CMS-P1-PLOTTER		
PA		
V2		
-40 ... 100		
DIN EN 61010-1 (VDE 0411-1)		
free from silicone and halogen		

Ordering data		
Type	Order No.	Pcs. / Pkt.
ZB 10:UNBEDRUCKT	1053001	10
ZB10/WH-100:UNBEDRUCKT	5060883	100
ZB10,LGS:FORTL.ZAHLEN	1053014	10
ZB10,LGS:GLEICHE ZAHLEN	1053030	10
ZB10,LGS:L1-N,PE	1053412	10
ZB10,LGS:U-N	1053438	10
ZB10,QR:FORTL.ZAHLEN	1053027	10
ZB 10 CUS	0824941	1

Accessories		
CMS-P1-M/ZB	5144699	1

PRINTED
FOR YOU



Markers for a terminal block width of 12 mm

PRINTED
FOR YOU



Markers for a terminal block width of 13 mm

PRINTED
FOR YOU



Markers for a terminal block width of 15 mm

Technical data

CMS-P1-PLOTTER
PA
V2
-40 ... 100
DIN EN 61010-1 (VDE 0411-1)
free from silicone and halogen

Ordering data

Type	Order No.	Pcs. / Pkt.
ZB 12:UNPRINTED	0812120	10
ZB 12,LGS:L1-N,PE	0812146	10
ZB 12 CUS	0824942	1

Accessories

CMS-P1-M/ZB	5144699	1
-------------	---------	---

Technical data

CMS-P1-PLOTTER
PA
V2
-40 ... 100
DIN EN 61010-1 (VDE 0411-1)
free from silicone and halogen

Ordering data

Type	Order No.	Pcs. / Pkt.
ZB 13:UNBEDRUCKT	0829131	10
ZB 13 CUS	0829132	1

Accessories

CMS-P1-M/ZB	5144699	1
-------------	---------	---

Technical data

CMS-P1-PLOTTER
PA
V2
-40 ... 100
DIN EN 61010-1 (VDE 0411-1)
free from silicone and halogen

Ordering data

Type	Order No.	Pcs. / Pkt.
ZB 15:UNBEDRUCKT	0811972	10
ZB 15,LGS:L1-N,PE	0811998	10
ZB 15 CUS	0824945	1

Accessories

CMS-P1-M/ZB	5144699	1
-------------	---------	---

Terminal marking

Zack marker strip terminal marking for a tall marker groove

- The ZB zack marker strip system is a labeling solution for modular terminal blocks and electronic modules with tall marker grooves
- Labeling service: Phoenix Contact can custom-label all zack marker strip markers in accordance with your requirements



Markers for a terminal block width of 16.3 mm




Markers for a terminal block width of 17 mm

Notes:
1) 10 identically marked strips make up one packing unit (PU).
2) For ordering example, see page 359.

		Technical data			Technical data		
General data		CMS-P1-PLOTTER			CMS-P1-PLOTTER		
Can be printed with:		PA			PA		
Material		V2			V2		
Inflammability class according to UL 94		-40 ... 100			-40 ... 100		
Temperature range [°C]		DIN EN 61010-1 (VDE 0411-1)			DIN EN 61010-1 (VDE 0411-1)		
Wipe resistance		free from silicone and halogen			free from silicone and halogen		
Components							
		Ordering data			Ordering data		
Description	Color	Type	Order No.	Pcs. / Pkt.	Type	Order No.	Pcs. / Pkt.
Zack marker strip, 5-section, unprinted: pack contains enough to label 50 terminal blocks	white	ZB 16,3:UNPRINTED	0820222	10	ZB 17:UNBEDRUCKT	0829391	10
4-part, for 40 terminals	white						
Zack marker strip, 5-section, printed horizontally: With L1, L2, L3, N, PE ¹⁾	white						
4-section	white						
Zack marker strip, special printing, 5-section, divisible, marking according to customer requirements, please specify the desired marking with order ²⁾	white	ZB 16,3 CUS	0824946	1	ZB 17 CUS	0829393	1
4-section	white						
		Accessories			Accessories		
Magazine, for CMS-P1-PLOTTER		CMS-P1-M/ZB	5144699	1	CMS-P1-M/ZB	5144699	1



Markers for a terminal block width of 18 mm



Markers for a terminal block width of 22 mm

Technical data
CMS-P1-PLOTTER PA V2 -40 ... 100 DIN EN 61010-1 (VDE 0411-1) free from silicone and halogen

Technical data
CMS-P1-PLOTTER PA V2 -40 ... 100 DIN EN 61010-1 (VDE 0411-1) free from silicone and halogen

Ordering data		
Type	Order No.	Pcs. / Pkt.
ZB 18:UNBEDRUCKT	0811833	10
ZB 18,LGS:L1-N,PE	0811846	10
ZB 18 CUS	0824947	1


Ordering data		
Type	Order No.	Pcs. / Pkt.
ZB 22:UNBEDRUCKT	0811862	10
ZB 22,LGS:L1-N,PE	0811875	10
ZB 22 CUS	0824949	1

Accessories		
Type	Order No.	Pcs. / Pkt.
CMS-P1-M/ZB	5144699	1

Accessories		
Type	Order No.	Pcs. / Pkt.
CMS-P1-M/ZB	5144699	1

Terminal marking

Zack marker strip terminal marking for a flat marker groove




Can be printed with:



Plotter

PRINTED
FOR YOU



Markers for a terminal block width of 3.5 mm

- The ZBF flat zack marker strip system is a labeling solution for modular terminal blocks and electronic modules with tall and flat marker grooves
- The multi-section marking strips are easy to fit and can be easily separated if required
- Different pitches are possible on request
- Unlabeled marking strips can be custom-labeled with a plotter or by hand
- Labeling service: Phoenix Contact can custom-label all zack marker strip markers in accordance with your requirements

Selection of labeling direction

- Please take care to select the correct labeling direction for printed products
- ① “Printed horizontally” labeling, text is the right way round for a horizontally arranged terminal strip
- ② “Printed vertically” labeling, text is the right way round for a vertically arranged terminal strip

Notes:

An overview of the markable terminal blocks that are available from Phoenix Contact can be found starting on page 112.

¹⁾ 10 identically marked strips make up one packing unit (PU).

²⁾ For ordering example, see page 359.

General data

Can be printed with:
Material
Inflammability class according to UL 94
Temperature range [°C]
Wipe resistance
Components

Technical data

CMS-P1-PLOTTER
PA
V2
-40 ... 100
DIN EN 61010-1 (VDE 0411-1)
free from silicone and halogen

Description	Color
Zack marker strip, flat, 10-section, unprinted: pack contains enough to label 100 terminal blocks	
as above, however, large batch, sufficient for 1000 terminal blocks	white white
Zack marker strip, flat, printed horizontally, ten sections with consecutive numbers, e.g., 1 - 10, 11 - 20, etc. up to 91 - 100, (ZBF 3,5 and ZBF 4, max. 2 digits) ¹⁾	white
Zack marker strip, flat, printed horizontally, 10-section, with even numbers, e.g., 2-20, 22-40, etc. up to 82-100, (ZBF 4 max. 2-digit) ¹⁾	white
Zack marker strip, flat, printed horizontally, 10-section, with odd numbers, e.g., 1-19, 21-39, etc. up to 81-99, (ZBF 4 max. 2-digit) ¹⁾	white
Zack marker strip, flat, printed vertically, 10-section, with consecutive numbers, e.g., 1-10, 11-20, etc. up to 91-100 ¹⁾	white
Special marking zack marker strip, flat, 10-section, separable, marking acc. to customer specifications, (ZBF 3,5 and ZBF 4 max. 2 digits), please specify the required marking when ordering ²⁾	white

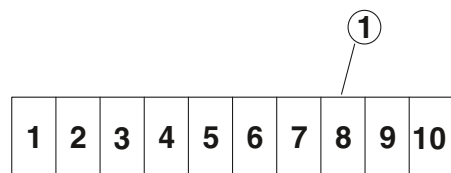
Magazine, for CMS-P1-PLOTTER


Ordering data

Type	Order No.	Pcs. / Pkt.
ZBF 3,5:UNBEDRUCKT	0829392	10
ZBF 3,5,LGS:FORTL.ZAHLEN	0801406	10
ZBF 3,5,QR:FORTL.ZAHLEN	0801407	10
ZBF 3,5 CUS	0829394	1

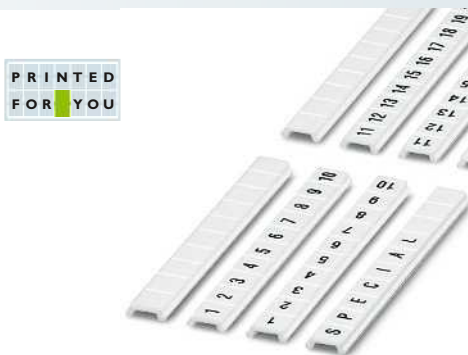
Accessories

CMS-P1-M/ZBF	5144709	1
--------------	---------	---






Markers for a terminal block width of 4.2 mm



Markers for a terminal block width of 5.2 mm



Markers for a terminal block width of 6.2 mm

Technical data
CMS-P1-PLOTTER PA V2 -40 ... 100 DIN EN 61010-1 (VDE 0411-1) free from silicone and halogen

Technical data
CMS-P1-PLOTTER PA V2 -40 ... 100 DIN EN 61010-1 (VDE 0411-1) free from silicone and halogen

Technical data
CMS-P1-PLOTTER PA V2 -40 ... 100 DIN EN 61010-1 (VDE 0411-1) free from silicone and halogen

Ordering data		
Type	Order No.	Pcs. / Pkt.
ZBF 4:UNBEDRUCKT	0808587	10
ZBF 4/WH-100:UNBEDRUCKT	0808613	100
ZBF 4,LGS:FORTL.ZAHLEN	0808626	10
ZBF 4,LGS:GERADE ZAHLEN	0810818	10
ZBF 4,LGS:UNGERADE ZAHLEN	0810850	10
ZBF 4,QR:FORTL.ZAHLEN	0808820	10
ZBF 4 CUS	0825023	1

Ordering data		
Type	Order No.	Pcs. / Pkt.
ZBF 5:UNBEDRUCKT	0808642	10
ZBF 5/WH-100:UNBEDRUCKT	0808668	100
ZBF 5,LGS:FORTL.ZAHLEN	0808671	10
ZBF 5,LGS:GERADE ZAHLEN	0810821	10
ZBF 5,LGS:UNGERADE ZAHLEN	0810863	10
ZBF 5,QR:FORTL.ZAHLEN	0808697	10
ZBF 5 CUS	0825025	1

Ordering data		
Type	Order No.	Pcs. / Pkt.
ZBF 6:UNBEDRUCKT	0808710	10
ZBF 6/WH-100:UNBEDRUCKT	0808736	100
ZBF 6,LGS:FORTL.ZAHLEN	0808749	10
ZBF 6,LGS:GERADE ZAHLEN	0810834	10
ZBF 6,LGS:UNGERADE ZAHLEN	0810876	10
ZBF 6,QR:FORTL.ZAHLEN	0808765	10
ZBF 6 CUS	0825027	1

Accessories		
CMS-P1-M/ZBF	5144709	1

Accessories		
CMS-P1-M/ZBF	5144709	1

Accessories		
CMS-P1-M/ZBF	5144709	1

Terminal marking

Zack marker strip terminal marking for a flat marker groove

- The ZBF flat zack marker strip system is a labeling solution for modular terminal blocks and electronic modules with tall and flat marker grooves
- Labeling service: Phoenix Contact can custom-label all zack marker strip markers in accordance with your requirements



Markers for a terminal block width of 7.5 mm



Markers for a terminal block width of 8.2 mm

Notes:
1) 10 identically marked strips make up one packing unit (PU).
2) For ordering example, see page 359.

	Technical data			Technical data			
General data	CMS-P1-PLOTTER PA V2 -40 ... 100 DIN EN 61010-1 (VDE 0411-1) free from silicone and halogen			CMS-P1-PLOTTER PA V2 -40 ... 100 DIN EN 61010-1 (VDE 0411-1) free from silicone and halogen			
Can be printed with:							
Material							
Inflammability class according to UL 94							
Temperature range	[°C]						
Wipe resistance							
Components							
	Ordering data			Ordering data			
Description	Color	Type	Order No.	Pcs. / Pkt.	Type	Order No.	Pcs. / Pkt.
Zack marker strip, flat, 10-section, without color print	white	ZBF 7,5:UNBEDRUCKT	0809942	10	ZBF 8:UNBEDRUCKT	0808781	10
5-section	white						
Zack marker strip, flat, printed horizontally, 10-section, with consecutive numbers, e.g., 1-10, 11-20, etc. up to 91-100¹⁾	white	ZBF 7,5,LGS:FORTL.ZAHLEN	0809955	10	ZBF 8,LGS:FORTL.ZAHLEN	0808804	10
Zack marker strip, flat, printed vertically, 10-section, with consecutive numbers, e.g., 1-10, 11-20, etc. up to 91-100¹⁾	white	ZBF 7,5,QR:FORTL.ZAHLEN	0809968	10			
Zack marker strip, flat, special printing, 10-section, divisible, marking according to customer requirements, please specify the desired marking with order²⁾	white	ZBF 7,5 CUS	0825028	1	ZBF 8 CUS	0825030	1
5-section	white						
	Accessories			Accessories			
Magazine, for CMS-P1-PLOTTER		CMS-P1-M/ZBF	5144709	1	CMS-P1-M/ZBF	5144709	1



Markers for a terminal block width of 9 mm



Markers for a terminal block width of 10.2 mm



Markers for a terminal block width of 12 mm

Technical data
CMS-P1-PLOTTER PA V2 -40 ... 100 DIN EN 61010-1 (VDE 0411-1) free from silicone and halogen

Technical data
CMS-P1-PLOTTER PA V2 -40 ... 100 DIN EN 61010-1 (VDE 0411-1) free from silicone and halogen

Technical data
CMS-P1-PLOTTER PA V2 -40 ... 100 DIN EN 61010-1 (VDE 0411-1) free from silicone and halogen

Ordering data		
Type	Order No.	Pcs. / Pkt.
ZBF 9:UNBEDRUCKT	0829129	10
ZBF 9 CUS	0829130	1

Ordering data		
Type	Order No.	Pcs. / Pkt.
ZBF10:UNBEDRUCKT	0809997	10
ZBF10,LGS:FORTL.ZAHLEN	0810009	10
ZBF10,QR:FORTL.ZAHLEN	0810025	10
ZBF10 CUS	0825031	1

Ordering data		
Type	Order No.	Pcs. / Pkt.
ZBF 12:UNBEDRUCKT	0809735	10
ZBF 12 CUS	0825018	1

Accessories		
Type	Order No.	Pcs. / Pkt.
CMS-P1-M/ZBF	5144709	1

Accessories		
Type	Order No.	Pcs. / Pkt.
CMS-P1-M/ZBF	5144709	1

Accessories		
Type	Order No.	Pcs. / Pkt.
CMS-P1-M/ZBF	5144709	1

Terminal marking

Zack marker strip terminal marking for a flat marker groove

- The ZBF flat zack marker strip system is a labeling solution for modular terminal blocks and electronic modules with tall and flat marker grooves
- Labeling service: Phoenix Contact can custom-label all zack marker strip markers in accordance with your requirements

Notes:

1) For ordering example, see page 359.



Markers for a terminal block width of 13 mm



Markers for a terminal block width of 15 mm

		Technical data			Technical data		
General data		CMS-P1-PLOTTER			CMS-P1-PLOTTER		
Can be printed with:		PA			PA		
Material		V2			V2		
Inflammability class according to UL 94		-40 ... 100			-40 ... 100		
Temperature range [°C]		DIN EN 61010-1 (VDE 0411-1)			DIN EN 61010-1 (VDE 0411-1)		
Wipe resistance		free from silicone and halogen			free from silicone and halogen		
Components							
		Ordering data			Ordering data		
Description	Color	Type	Order No.	Pcs. / Pkt.	Type	Order No.	Pcs. / Pkt.
Zack marker strip, flat, 5-section, without color print	white	ZBF 13:UNBEDRUCKT	0829133	10	ZBF 15:UNBEDRUCKT	0811202	10
Zack marker strip, special printing, 5-section, divisible, marking according to customer requirements, please specify the desired marking with order ¹⁾	white	ZBF 13 CUS	0829134	1	ZBF 15 CUS	0825019	1
		Accessories			Accessories		
Magazine, for CMS-P1-PLOTTER		CMS-P1-M/ZBF	5144709	1	CMS-P1-M/ZBF	5144709	1



Markers for a terminal block width of 16.3 mm

Markers for a terminal block width of 17 mm

Markers for a terminal block width of 19.7 mm

Technical data
CMS-P1-PLOTTER PA V2 -40 ... 100 DIN EN 61010-1 (VDE 0411-1) free from silicone and halogen

Technical data
CMS-P1-PLOTTER PA V2 -40 ... 100 DIN EN 61010-1 (VDE 0411-1) free from silicone and halogen

Technical data
CMS-P1-PLOTTER PA V2 -40 ... 100 DIN EN 61010-1 (VDE 0411-1) free from silicone and halogen

Ordering data		
Type	Order No.	Pcs. / Pkt.
ZBF 16:UNPRINTED	0827464	10
ZBF 16 CUS	0827465	1

Ordering data		
Type	Order No.	Pcs. / Pkt.
ZBF 17:UNBEDRUCKT	0815020	10
ZBF 17 CUS	0825020	1

Ordering data		
Type	Order No.	Pcs. / Pkt.
ZBF 19,7:UNBEDRUCKT	0810627	10
ZBF 19,7 CUS	0825021	1

Accessories		
Type	Order No.	Pcs. / Pkt.
CMS-P1-M/ZBF	5144709	1

Accessories		
Type	Order No.	Pcs. / Pkt.
CMS-P1-M/ZBF	5144709	1

Accessories		
Type	Order No.	Pcs. / Pkt.
CMS-P1-M/ZBF	5144709	1

Terminal marking

UniCard terminal marking for a tall marker groove



- The UCT-TM... UniCard labeling range includes markers for products with tall marker grooves
- The markers, which are supplied in uniform sheets, can be printed onto quickly, easily, and precisely using the THERMOMARK CARD and BLUEMARK CLED
- The multi-section marking strips are easy to fit and can be easily separated if required
- The sheets provide space for including function texts
- Labeling service: Phoenix Contact can custom-label all UniCard markers in accordance with your requirements

Notes:

An overview of the markable terminal blocks that are available from Phoenix Contact can be found starting on page 112.

¹⁾ For ordering example, see page 359.

Can be printed with:



Thermal transfer for sheets and cards



UV LED technology

PRINTED
FOR YOU



102 markers for a terminal block width of 3.5 mm

Technical data

THERMOMARK CARD PLUS • THERMOMARK CARD • BLUEMARK CLED • BLUEMARK LED
102
17
PC
V0
-40 ... 120
DIN EN 61010-1 (VDE 0411-1)
free from silicone and halogen

Ordering data

Description	Color
UniCard, for labeling terminal blocks with a marker groove	
	white
	red
	orange
	yellow
	violet
	blue
	green
UniCard, for labeling terminal blocks with a marker groove, labeled acc. to customer specifications ¹⁾	
	white
	red
	orange
	yellow
	violet
	blue
	green

Type	Order No.	Pcs. / Pkt.
UCT-TM 3,5	0829484	10
UCT-TM 3,5 RD	0829505	10
UCT-TM 3,5 OG	0829506	10
UCT-TM 3,5 YE	0829485	10
UCT-TM 3,5 VT	0829507	10
UCT-TM 3,5 BU	0829508	10
UCT-TM 3,5 GN	0829509	10
UCT-TM 3,5 CUS	0829581	1
UCT-TM 3,5 RD CUS	0829582	1
UCT-TM 3,5 OG CUS	0829583	1
UCT-TM 3,5 YE CUS	0829584	1
UCT-TM 3,5 VT CUS	0829585	1
UCT-TM 3,5 BU CUS	0829586	1
UCT-TM 3,5 GN CUS	0829587	1

Accessories

Magazine, for THERMOMARK CARD ... for accommodating: UCT-TM ..., UCT1-TM ..., UCT5-TM ..., UCT-EM (5X10), UCT-EM (6X10)

Accessories	Order No.	Pcs. / Pkt.
THERMOMARK CARD-UCT-MAG1	5146480	1





84 markers for a terminal block width of 4.2 mm



72 markers for a terminal block width of 5.2 mm



60 markers for a terminal block width of 6.2 mm

Technical data	
THERMOMARK CARD PLUS • THERMOMARK CARD • BLUEMARK CLED • BLUEMARK LED	
84	
14	
PC	
V0	
-40 ... 120	
DIN EN 61010-1 (VDE 0411-1)	
free from silicone and halogen	

Technical data	
THERMOMARK CARD PLUS • THERMOMARK CARD • BLUEMARK CLED • BLUEMARK LED	
72	
12	
PC	
V0	
-40 ... 120	
DIN EN 61010-1 (VDE 0411-1)	
free from silicone and halogen	

Technical data	
THERMOMARK CARD PLUS • THERMOMARK CARD • BLUEMARK CLED • BLUEMARK LED	
60	
10	
PC	
V0	
-40 ... 120	
DIN EN 61010-1 (VDE 0411-1)	
free from silicone and halogen	

Ordering data		
Type	Order No.	Pcs. / Pkt.
UCT-TM 4	0828732	10
UCT-TM 4 RD	0829149	10
UCT-TM 4 OG	0829150	10
UCT-TM 4 YE	0828733	10
UCT-TM 4 VT	0829151	10
UCT-TM 4 BU	0829152	10
UCT-TM 4 GN	0829153	10
UCT-TM 4 CUS	0829588	1
UCT-TM 4 RD CUS	0829589	1
UCT-TM 4 OG CUS	0829590	1
UCT-TM 4 YE CUS	0829591	1
UCT-TM 4 VT CUS	0829592	1
UCT-TM 4 BU CUS	0829593	1
UCT-TM 4 GN CUS	0829594	1

Ordering data		
Type	Order No.	Pcs. / Pkt.
UCT-TM 5	0828734	10
UCT-TM 5 RD	0829154	10
UCT-TM 5 OG	0829155	10
UCT-TM 5 YE	0828735	10
UCT-TM 5 VT	0829156	10
UCT-TM 5 BU	0829157	10
UCT-TM 5 GN	0829158	10
UCT-TM 5 CUS	0829595	1
UCT-TM 5 RD CUS	0829596	1
UCT-TM 5 OG CUS	0829597	1
UCT-TM 5 YE CUS	0829598	1
UCT-TM 5 VT CUS	0829599	1
UCT-TM 5 BU CUS	0829600	1
UCT-TM 5 GN CUS	0829601	1

Ordering data		
Type	Order No.	Pcs. / Pkt.
UCT-TM 6	0828736	10
UCT-TM 6 RD	0829159	10
UCT-TM 6 OG	0829160	10
UCT-TM 6 YE	0828737	10
UCT-TM 6 VT	0829161	10
UCT-TM 6 BU	0829162	10
UCT-TM 6 GN	0829163	10
UCT-TM 6 CUS	0829602	1
UCT-TM 6 RD CUS	0829603	1
UCT-TM 6 OG CUS	0829604	1
UCT-TM 6 YE CUS	0829605	1
UCT-TM 6 VT CUS	0829606	1
UCT-TM 6 BU CUS	0829607	1
UCT-TM 6 GN CUS	0829608	1

Accessories		
THERMOMARK CARD-UCT-MAG1	5146480	1

Accessories		
THERMOMARK CARD-UCT-MAG1	5146480	1

Accessories		
THERMOMARK CARD-UCT-MAG1	5146480	1

Terminal marking

UniCard terminal marking for a tall marker groove

- The UCT-TM... UniCard labeling range includes markers for products with tall marker grooves
- Labeling service: Phoenix Contact can custom-label all UniCard markers in accordance with your requirements

Notes:

1) For ordering example, see page 359.



48 markers for a terminal block width of 7.62 mm



42 markers for a terminal block width of 8.2 mm

		Technical data			Technical data		
General data		THERMOMARK CARD PLUS • THERMOMARK CARD • BLUE-MARK CLED • BLUEMARK LED			THERMOMARK CARD PLUS • THERMOMARK CARD • BLUE-MARK CLED • BLUEMARK LED		
Can be printed with:		48			42		
Number of individual labels		8			7		
Number of individual labels per strip		PC			PC		
Material		V0			V0		
Inflammability class according to UL 94		-40 ... 120			-40 ... 120		
Temperature range		DIN EN 61010-1 (VDE 0411-1)			DIN EN 61010-1 (VDE 0411-1)		
Wipe resistance		free from silicone and halogen			free from silicone and halogen		
Components							
		Ordering data			Ordering data		
Description	Color	Type	Order No.	Pcs. / Pkt.	Type	Order No.	Pcs. / Pkt.
UniCard, for labeling terminal blocks with a marker groove							
	white	UCT-TM 7,62	0828738	10	UCT-TM 8	0828740	10
	red	UCT-TM 7,62 RD	0829510	10	UCT-TM 8 RD	0829164	10
	orange	UCT-TM 7,62 OG	0829511	10	UCT-TM 8 OG	0829165	10
	yellow	UCT-TM 7,62 YE	0828739	10	UCT-TM 8 YE	0828741	10
	violet	UCT-TM 7,62 VT	0829512	10	UCT-TM 8 VT	0829166	10
	blue	UCT-TM 7,62 BU	0829513	10	UCT-TM 8 BU	0829167	10
	green	UCT-TM 7,62 GN	0829514	10	UCT-TM 8 GN	0829168	10
UniCard, for labeling terminal blocks with a marker groove, labeled acc. to customer specifications¹⁾							
	white	UCT-TM 7,62 CUS	0829609	1	UCT-TM 8 CUS	0829616	1
	red	UCT-TM 7,62 RD CUS	0829610	1	UCT-TM 8 RD CUS	0829617	1
	orange	UCT-TM 7,62 OG CUS	0829611	1	UCT-TM 8 OG CUS	0829618	1
	yellow	UCT-TM 7,62 YE CUS	0829612	1	UCT-TM 8 YE CUS	0829619	1
	violet	UCT-TM 7,62 VT CUS	0829613	1	UCT-TM 8 VT CUS	0829620	1
	blue	UCT-TM 7,62 BU CUS	0829614	1	UCT-TM 8 BU CUS	0829621	1
	green	UCT-TM 7,62 GN CUS	0829615	1	UCT-TM 8 GN CUS	0829622	1
		Accessories			Accessories		
Magazine, for THERMOMARK CARD ... for accommodating: UCT-TM ..., UCT1-TM ..., UCT5-TM ..., UCT-EM (5X10), UCT-EM (6X10)		THERMOMARK CARD-UCT-MAG1	5146480	1	THERMOMARK CARD-UCT-MAG1	5146480	1



36 markers for a terminal block width of 10.2 mm



30 markers for a terminal block width of 12 mm



18 markers for a terminal block width of 16 mm

Technical data
THERMOMARK CARD PLUS • THERMOMARK CARD • BLUEMARK CLED • BLUEMARK LED
36
6
PC
V0
-40 ... 120
DIN EN 61010-1 (VDE 0411-1)
free from silicone and halogen

Technical data
THERMOMARK CARD PLUS • THERMOMARK CARD • BLUEMARK CLED • BLUEMARK LED
30
5
PC
V0
-40 ... 120
DIN EN 61010-1 (VDE 0411-1)
free from silicone and halogen

Technical data
THERMOMARK CARD PLUS • THERMOMARK CARD • BLUEMARK CLED • BLUEMARK LED
18
3
PC
V0
-40 ... 120
DIN EN 61010-1 (VDE 0411-1)
free from silicone and halogen

Ordering data		
Type	Order No.	Pcs. / Pkt.
UCT-TM 10	0829142	10
UCT-TM 10 RD	0829169	10
UCT-TM 10 OG	0829170	10
UCT-TM 10 YE	0829143	10
UCT-TM 10 VT	0829171	10
UCT-TM 10 BU	0829172	10
UCT-TM 10 GN	0829173	10
UCT-TM 10 CUS	0829623	1
UCT-TM 10 RD CUS	0829624	1
UCT-TM 10 OG CUS	0829625	1
UCT-TM 10 YE CUS	0829626	1
UCT-TM 10 VT CUS	0829627	1
UCT-TM 10 BU CUS	0829628	1
UCT-TM 10 GN CUS	0829629	1

Ordering data		
Type	Order No.	Pcs. / Pkt.
UCT-TM 12	0829144	10
UCT-TM 12 RD	0829174	10
UCT-TM 12 OG	0829175	10
UCT-TM 12 YE	0829145	10
UCT-TM 12 VT	0829176	10
UCT-TM 12 BU	0829177	10
UCT-TM 12 GN	0829178	10
UCT-TM 12 CUS	0829630	1
UCT-TM 12 RD CUS	0829631	1
UCT-TM 12 OG CUS	0829632	1
UCT-TM 12 YE CUS	0829633	1
UCT-TM 12 VT CUS	0829634	1
UCT-TM 12 BU CUS	0829635	1
UCT-TM 12 GN CUS	0829636	1

Ordering data		
Type	Order No.	Pcs. / Pkt.
UCT-TM 16	0829146	10
UCT-TM 16 RD	0829179	10
UCT-TM 16 OG	0829180	10
UCT-TM 16 YE	0829147	10
UCT-TM 16 VT	0829181	10
UCT-TM 16 BU	0829182	10
UCT-TM 16 GN	0829183	10
UCT-TM 16 CUS	0829637	1
UCT-TM 16 RD CUS	0829638	1
UCT-TM 16 OG CUS	0829639	1
UCT-TM 16 YE CUS	0829640	1
UCT-TM 16 VT CUS	0829641	1
UCT-TM 16 BU CUS	0829642	1
UCT-TM 16 GN CUS	0829643	1


Accessories		
THERMOMARK CARD-UCT-MAG1	5146480	1

Accessories		
THERMOMARK CARD-UCT-MAG1	5146480	1

Accessories		
THERMOMARK CARD-UCT-MAG1	5146480	1

Terminal marking

UniCard terminal marking for a flat marker groove



- The UCT-TMF ... UniCard labeling range includes markers for products with flat marker grooves
- The markers, which are supplied in uniform sheets, can be printed onto quickly, easily, and precisely using the THERMOMARK CARD and BLUEMARK CLED
- The multi-section marking strips are easy to fit and can be easily separated if required
- The sheets provide space for including function texts
- Labeling service: Phoenix Contact can custom-label all UniCard markers in accordance with your requirements

Notes:

An overview of the markable terminal blocks that are available from Phoenix Contact can be found starting on page 112.

¹⁾ For ordering example, see page 359.

Can be printed with:



Thermal transfer for sheets and cards



UV LED technology

PRINTED
FOR YOU



108 markers for a terminal block width of 3.5 mm

General data

Can be printed with:

Number of individual labels	
Number of individual labels per strip	
Material	
Inflammability class according to UL 94	
Temperature range	[°C]
Wipe resistance	
Components	

Technical data

THERMOMARK CARD PLUS • THERMOMARK CARD • BLUEMARK CLED • BLUEMARK LED
108
18
PC
V0
-40 ... 120
DIN EN 61010-1 (VDE 0411-1)
free from silicone and halogen

Ordering data


Description	Color
UniCard, for labeling terminal blocks with a flat marker groove	
	white
	red
	orange
	yellow
	violet
	blue
	green
UniCard, for labeling terminal blocks with a flat marker groove, labeled acc. to customer specifications ¹⁾	
	white
	red
	orange
	yellow
	violet
	blue
	green

Type	Order No.	Pcs. / Pkt.
UCT-TMF 3,5	0829486	10
UCT-TMF 3,5 RD	0829515	10
UCT-TMF 3,5 OG	0829516	10
UCT-TMF 3,5 YE	0829487	10
UCT-TMF 3,5 VT	0829517	10
UCT-TMF 3,5 BU	0829518	10
UCT-TMF 3,5 GN	0829519	10
UCT-TMF 3,5 CUS	0829644	1
UCT-TMF 3,5 RD CUS	0829645	1
UCT-TMF 3,5 OG CUS	0829646	1
UCT-TMF 3,5 YE CUS	0829647	1
UCT-TMF 3,5 VT CUS	0829648	1
UCT-TMF 3,5 BU CUS	0829649	1
UCT-TMF 3,5 GN CUS	0829650	1

Magazine, for THERMOMARK CARD ..., for accommodating: UCT-TMF ...

Accessories

Accessories	Order No.	Pcs. / Pkt.
THERMOMARK CARD-UCT-MAG2	5146563	1





90 markers for a terminal block width of 4.2 mm



72 markers for a terminal block width of 5.2 mm



60 markers for a terminal block width of 6.2 mm

Technical data
THERMOMARK CARD PLUS • THERMOMARK CARD • BLUEMARK CLED • BLUEMARK LED
90
15
PC
V0
-40 ... 120
DIN EN 61010-1 (VDE 0411-1)
free from silicone and halogen

Technical data
THERMOMARK CARD PLUS • THERMOMARK CARD • BLUEMARK CLED • BLUEMARK LED
72
12
PC
V0
-40 ... 120
DIN EN 61010-1 (VDE 0411-1)
free from silicone and halogen

Technical data
THERMOMARK CARD PLUS • THERMOMARK CARD • BLUEMARK CLED • BLUEMARK LED
60
10
PC
V0
-40 ... 120
DIN EN 61010-1 (VDE 0411-1)
free from silicone and halogen

Ordering data		
Type	Order No.	Pcs. / Pkt.
UCT-TMF 4	0828742	10
UCT-TMF 4 RD	0829184	10
UCT-TMF 4 OG	0829185	10
UCT-TMF 4 YE	0828743	10
UCT-TMF 4 VT	0829186	10
UCT-TMF 4 BU	0829187	10
UCT-TMF 4 GN	0829188	10
UCT-TMF 4 CUS	0829651	1
UCT-TMF 4 RD CUS	0829652	1
UCT-TMF 4 OG CUS	0829653	1
UCT-TMF 4 YE CUS	0829654	1
UCT-TMF 4 VT CUS	0829655	1
UCT-TMF 4 BU CUS	0829656	1
UCT-TMF 4 GN CUS	0829657	1

Ordering data		
Type	Order No.	Pcs. / Pkt.
UCT-TMF 5	0828744	10
UCT-TMF 5 RD	0829189	10
UCT-TMF 5 OG	0829190	10
UCT-TMF 5 YE	0828745	10
UCT-TMF 5 VT	0829191	10
UCT-TMF 5 BU	0829192	10
UCT-TMF 5 GN	0829193	10
UCT-TMF 5 CUS	0829658	1
UCT-TMF 5 RD CUS	0829659	1
UCT-TMF 5 OG CUS	0829660	1
UCT-TMF 5 YE CUS	0829661	1
UCT-TMF 5 VT CUS	0829662	1
UCT-TMF 5 BU CUS	0829663	1
UCT-TMF 5 GN CUS	0829664	1

Ordering data		
Type	Order No.	Pcs. / Pkt.
UCT-TMF 6	0828746	10
UCT-TMF 6 RD	0829194	10
UCT-TMF 6 OG	0829195	10
UCT-TMF 6 YE	0828747	10
UCT-TMF 6 VT	0829196	10
UCT-TMF 6 BU	0829197	10
UCT-TMF 6 GN	0829198	10
UCT-TMF 6 CUS	0829665	1
UCT-TMF 6 RD CUS	0829666	1
UCT-TMF 6 OG CUS	0829667	1
UCT-TMF 6 YE CUS	0829668	1
UCT-TMF 6 VT CUS	0829669	1
UCT-TMF 6 BU CUS	0829670	1
UCT-TMF 6 GN CUS	0829671	1

Accessories		
Type	Order No.	Pcs. / Pkt.
THERMOMARK CARD-UCT-MAG2	5146563	1

Accessories		
Type	Order No.	Pcs. / Pkt.
THERMOMARK CARD-UCT-MAG2	5146563	1

Accessories		
Type	Order No.	Pcs. / Pkt.
THERMOMARK CARD-UCT-MAG2	5146563	1

Terminal marking

UniCard terminal marking for a flat marker groove

- The UCT-TMF ... UniCard labeling range includes markers for products with flat marker grooves
- Labeling service: Phoenix Contact can custom-label all UniCard markers in accordance with your requirements

Can be printed with:



Thermal transfer for sheets and cards



UV LED technology



42 markers for a terminal block width of 8.2 mm

Notes:

1) For ordering example, see page 359.

General data

Can be printed with:	
Number of individual labels	
Number of individual labels per strip	
Material	
Inflammability class according to UL 94	
Temperature range	[°C]
Wipe resistance	
Components	

Technical data

THERMOMARK CARD PLUS • THERMOMARK CARD • BLUEMARK CLED • BLUEMARK LED
42
7
PC
V0
-40 ... 120
DIN EN 61010-1 (VDE 0411-1)
free from silicone and halogen

Ordering data

Description	Color	Type	Order No.	Pcs. / Pkt.
UniCard, for labeling terminal blocks with a flat marker groove				
	white	UCT-TMF 8	0828748	10
	red	UCT-TMF 8 RD	0829199	10
	orange	UCT-TMF 8 OG	0829200	10
	yellow	UCT-TMF 8 YE	0828749	10
	violet	UCT-TMF 8 VT	0829201	10
	blue	UCT-TMF 8 BU	0829202	10
	green	UCT-TMF 8 GN	0829203	10
UniCard, for labeling terminal blocks with a flat marker groove, labeled acc. to customer specifications¹⁾				
	white	UCT-TMF 8 CUS	0829672	1
	red	UCT-TMF 8 RD CUS	0829673	1
	orange	UCT-TMF 8 OG CUS	0829674	1
	yellow	UCT-TMF 8 YE CUS	0829675	1
	violet	UCT-TMF 8 VT CUS	0829676	1
	blue	UCT-TMF 8 BU CUS	0829677	1
	green	UCT-TMF 8 GN CUS	0829678	1

Accessories

Magazine, for THERMOMARK CARD ..., for accommodating: UCT-TMF ...			
	THERMOMARK CARD-UCT-MAG2	5146563	1



36 markers for a terminal block width of 10.2 mm



30 markers for a terminal block width of 12 mm



24 markers for a terminal block width of 16 mm

Technical data
THERMOMARK CARD PLUS • THERMOMARK CARD • BLUEMARK CLED • BLUEMARK LED
36
6
PC
V0
-40 ... 120
DIN EN 61010-1 (VDE 0411-1)
free from silicone and halogen

Technical data
THERMOMARK CARD PLUS • THERMOMARK CARD • BLUEMARK CLED • BLUEMARK LED
30
5
PC
V0
-40 ... 120
DIN EN 61010-1 (VDE 0411-1)
free from silicone and halogen

Technical data
THERMOMARK CARD PLUS • THERMOMARK CARD • BLUEMARK CLED • BLUEMARK LED
24
4
PC
V0
-40 ... 120
DIN EN 61010-1 (VDE 0411-1)
free from silicone and halogen

Ordering data		
Type	Order No.	Pcs. / Pkt.
UCT-TMF 10	0829204	10
UCT-TMF 10 RD	0829205	10
UCT-TMF 10 OG	0829206	10
UCT-TMF 10 YE	0829207	10
UCT-TMF 10 VT	0829208	10
UCT-TMF 10 BU	0829209	10
UCT-TMF 10 GN	0829210	10
UCT-TMF 10 CUS	0829679	1
UCT-TMF 10 RD CUS	0829680	1
UCT-TMF 10 OG CUS	0829681	1
UCT-TMF 10 YE CUS	0829682	1
UCT-TMF 10 VT CUS	0829683	1
UCT-TMF 10 BU CUS	0829684	1
UCT-TMF 10 GN CUS	0829685	1

Ordering data		
Type	Order No.	Pcs. / Pkt.
UCT-TMF 12	0829214	10
UCT-TMF 12 RD	0829212	10
UCT-TMF 12 OG	0829213	10
UCT-TMF 12 YE	0829211	10
UCT-TMF 12 VT	0829215	10
UCT-TMF 12 BU	0829216	10
UCT-TMF 12 GN	0829217	10
UCT-TMF 12 CUS	0829686	1
UCT-TMF 12 RD CUS	0829687	1
UCT-TMF 12 OG CUS	0829688	1
UCT-TMF 12 YE CUS	0829689	1
UCT-TMF 12 VT CUS	0829690	1
UCT-TMF 12 BU CUS	0829691	1
UCT-TMF 12 GN CUS	0829692	1

Ordering data		
Type	Order No.	Pcs. / Pkt.
UCT-TMF 16	0829218	10
UCT-TMF 16 RD	0829219	10
UCT-TMF 16 OG	0829220	10
UCT-TMF 16 YE	0829221	10
UCT-TMF 16 BU	0829223	10
UCT-TMF 16 GN	0829224	10
UCT-TMF 16 CUS	0829693	1
UCT-TMF 16 RD CUS	0829694	1
UCT-TMF 16 OG CUS	0829695	1
UCT-TMF 16 YE CUS	0829696	1
UCT-TMF 16 VT CUS	0829697	1
UCT-TMF 16 BU CUS	0829698	1
UCT-TMF 16 GN CUS	0829699	1


Accessories		
Type	Order No.	Pcs. / Pkt.
THERMOMARK CARD-UCT-MAG2	5146563	1

Accessories		
Type	Order No.	Pcs. / Pkt.
THERMOMARK CARD-UCT-MAG2	5146563	1

Accessories		
Type	Order No.	Pcs. / Pkt.
THERMOMARK CARD-UCT-MAG2	5146563	1

Terminal marking

UniSheet terminal marking for a universal marker groove



- The US-TM 100 UniSheet markers are suitable for products with universal marker grooves
- The markers, which are supplied as uniform cards, can be printed onto quickly, easily, and precisely using the THERMOMARK CARD
- The perforated marking strips are easy to separate and can be easily fitted
- The cards provide space for including function texts
- Labeling service: Phoenix Contact can custom-label all UniSheet markers in accordance with your requirements

Notes:
 An overview of the markable terminal blocks that are available from Phoenix Contact can be found starting on page 112.
 1) For ordering example, see page 359.

Can be printed with:



Thermal transfer for sheets and cards



13 strips with a strip width of 104 mm

General data	
Can be printed with:	
Material	
Inflammability class according to UL 94	
Temperature range	[°C]
Wipe resistance	
Components	


Description	Color
UniSheet, for marking push-in terminal blocks with a special center groove	white
UniSheet, for labeling push-in terminal blocks with a special center groove, labeled acc. to customer specifications¹⁾	white

Magazine, for THERMOMARK CARD..., for accommodating all US-... materials


Technical data	
THERMOMARK CARD PLUS • THERMOMARK CARD	
PVC	
V0	
-30 ... 80	
DIN EN 61010-1 (VDE 0411-1)	
Silicone-free	

Ordering data		
Type	Order No.	Pcs. / Pkt.
US-TM 100	0829255	10
US-TM 100 CUS	0829948	1

Accessories		
Type	Order No.	Pcs. / Pkt.
THERMOMARK CARD-US-MAG1	5146451	1



UniSheet terminal marking for a flat marker groove



- The US-TMF 100 UniSheet markers are suitable for products with a flat marker groove
- The markers, which are supplied as uniform cards, can be printed onto quickly, easily, and precisely using the THERMOMARK CARD
- The perforated marking strips are easy to separate and can be easily fitted
- The cards provide space for including function texts
- Labeling service: Phoenix Contact can custom-label all UniSheet markers in accordance with your requirements

Notes:
 An overview of the markable terminal blocks that are available from Phoenix Contact can be found starting on page 112.
 1) For ordering example, see page 359.

Can be printed with:



Thermal transfer for sheets and cards



20 strips with a strip width of 104 mm

General data	
Can be printed with:	
Material	
Inflammability class according to UL 94	
Temperature range	[°C]
Wipe resistance	
Components	


Description	Color
UniSheet, for labeling terminal blocks with a tall, flat or universal marker groove	white
UniSheet, for labeling terminal blocks with a flat marker groove, labeled acc. to customer specifications ¹⁾	white

Magazine, for THERMOMARK CARD..., for accommodating all US-... materials

Technical data	
THERMOMARK CARD PLUS • THERMOMARK CARD	
PVC	
V0	
-30 ... 80	
DIN EN 61010-1 (VDE 0411-1)	
Silicone-free	

Ordering data		
Type	Order No.	Pcs. / Pkt.
US-TMF 100	0829260	10
US-TMF 100 CUS	0829949	1

Accessories		
Type	Order No.	Pcs. / Pkt.
THERMOMARK CARD-US-MAG1	5146451	1




Terminal marking

UniSheet marker strips, self-adhesive, for terminal blocks without marker groove

Can be printed with:

N



Thermal transfer for sheets and cards



26 strips, 104 mm wide, 2.8 mm high

- The US-TML labeling range includes self-adhesive marker strips for products without a marker groove
- The markers, which are supplied as uniform cards, can be printed onto quickly, easily, and precisely using the THERMOMARK CARD
- The perforated marking strips are easy to separate and can be easily fitted
- The cards provide space for including function texts

General data	
Can be printed with:	
Number of individual labels	
Number of individual labels per strip	
Material	
Temperature range	[°C]
Wipe resistance	
Components	

Technical data	
THERMOMARK CARD PLUS • THERMOMARK CARD	
26	
1	
Polyester	
-40 ... 150	
DIN EN 61010-1 (VDE 0411-1)	
free from silicone and halogen	

Description	Color
UniSheet, unprinted, for labeling terminal blocks without marker groove	
Lettering field size: 104 x 2.8 mm	white
Lettering field size: 104 x 3.8 mm	white
Lettering field size: 104 x 5 mm	white
Lettering field size: 104 x 10 mm	white

Ordering data		
Type	Order No.	Pcs. / Pkt.
US-TML (104X2,8)	0830767	10

Magazine, for THERMOMARK CARD..., for accommodating all US-... materials
--

Accessories		
	Order No.	Pcs. / Pkt.
THERMOMARK CARD-US-MAG1	5146451	1

N



22 strips, 104 mm wide, 3.8 mm high

N



19 strips, 104 mm wide, 5 mm high

N



11 strips, 104 mm wide, 10 mm high

Technical data

THERMOMARK CARD PLUS • THERMOMARK CARD
22
1
Polyester
-40 ... 150
DIN EN 61010-1 (VDE 0411-1)
free from silicone and halogen

Technical data

THERMOMARK CARD PLUS • THERMOMARK CARD
19
1
Polyester
-40 ... 150
DIN EN 61010-1 (VDE 0411-1)
free from silicone and halogen

Technical data

THERMOMARK CARD PLUS • THERMOMARK CARD
11
1
Polyester
-40 ... 150
DIN EN 61010-1 (VDE 0411-1)
free from silicone and halogen

Ordering data

Type	Order No.	Pcs. / Pkt.
US-TML (104X3,8)	0830768	10

Ordering data

Type	Order No.	Pcs. / Pkt.
US-TML (104X5)	0830769	10

Ordering data

Type	Order No.	Pcs. / Pkt.
US-TML (104X10)	0830770	10

Accessories

THERMOMARK CARD-US-MAG1	5146451	1
-------------------------	---------	---

Accessories

THERMOMARK CARD-US-MAG1	5146451	1
-------------------------	---------	---

Accessories

THERMOMARK CARD-US-MAG1	5146451	1
-------------------------	---------	---

Terminal marking

Marker strips for terminal marking, for tall and flat marker grooves



- The TMT labeling range includes markers for all products with tall and flat marker grooves
- The markers that are supplied on rolls can be quickly and cost-effectively labeled using THERMOMARK printers
- The perforated marking strips are easy to separate and can be easily fitted using the tool supplied
- Labeling service: Phoenix Contact can custom-label all TMT markers in accordance with your requirements

Notes:
An overview of the markable terminal blocks that are available from Phoenix Contact can be found starting on page 112.
1) For ordering example, see page 359.

Can be printed with:



Thermal transfer for rolls

PRINTED
FOR YOU



Markers for a terminal block width of 4.2 mm

General data	
Can be printed with:	
Number of individual labels	
Number of individual labels per strip	
Material	
Temperature range	[°C]
Wipe resistance	
Components	

Technical data	
THERMOMARK ROLL • THERMOMARK ROLL X1 • THERMOMARK X1.1 • THERMOMARK X1.2 • THERMOMARK S1.1	
24000	
24	
Polyester	
-40 ... 120	
DIN EN 61010-1 (VDE 0411-1)	
free from silicone and halogen	

Description	Color
Markers, perforated, unprinted , for all terminal blocks with a tall, flat or universal marker groove, 1 roll = 1000 strips, strip height: 6.4 mm, incl. TMT TOOL	
	white
	red
	blue
	yellow
	green
	orange
Markers, perforated, labeled acc. to customer specifications , for all terminal blocks with a tall, flat or universal marker groove ¹⁾	
	white
	red
	blue
	yellow
	green
	orange

Ordering data		
Type	Order No.	Pcs. / Pkt.
TMT 4 R	0816375	1
TMT 4 R RD	0816362	1
TMT 4 R BU	0816333	1
TMT 4 R YE	0816388	1
TMT 4 R GN	0816346	1
TMT 4 R OG	0816359	1
TMT 4 R CUS	0824476	1
TMT 4 R RD CUS	0824480	1
TMT 4 R BU CUS	0824477	1
TMT 4 R YE CUS	0824481	1
TMT 4 R GN CUS	0824478	1
TMT 4 R OG CUS	0824479	1

Locking tool to snap into the TMT... materials	
	orange

Accessories		
	Order No.	Pcs. / Pkt.
TMT TOOL	0816650	1



PRINTED
FOR YOU



Marker for a terminal block width of 5.2 mm

PRINTED
FOR YOU



Marker for a terminal block width of 6.2 mm

PRINTED
FOR YOU



Marker for a terminal block width of 8.2 mm

Technical data
THERMOMARK ROLL • THERMOMARK ROLL X1 • THERMOMARK X1.1 • THERMOMARK X1.2 • THERMOMARK S1.1
19000
19
Polyester
-40 ... 120
DIN EN 61010-1 (VDE 0411-1)
free from silicone and halogen

Technical data
THERMOMARK ROLL • THERMOMARK ROLL X1 • THERMOMARK X1.1 • THERMOMARK X1.2 • THERMOMARK S1.1
16000
16
Polyester
-40 ... 120
DIN EN 61010-1 (VDE 0411-1)
free from silicone and halogen

Technical data
THERMOMARK ROLL • THERMOMARK ROLL X1 • THERMOMARK X1.1 • THERMOMARK X1.2 • THERMOMARK S1.1
12000
12
Polyester
-40 ... 120
DIN EN 61010-1 (VDE 0411-1)
free from silicone and halogen

Ordering data		
Type	Order No.	Pcs. / Pkt.
TMT 5 R	0816430	1
TMT 5 R RD	0816427	1
TMT 5 R BU	0816391	1
TMT 5 R YE	0816443	1
TMT 5 R GN	0816401	1
TMT 5 R OG	0816414	1
TMT 5 R CUS	0824482	1
TMT 5 R RD CUS	0824486	1
TMT 5 R BU CUS	0824483	1
TMT 5 R YE CUS	0824487	1
TMT 5 R GN CUS	0824484	1
TMT 5 R OG CUS	0824485	1

Ordering data		
Type	Order No.	Pcs. / Pkt.
TMT 6 R	0816498	1
TMT 6 R RD	0816485	1
TMT 6 R BU	0816456	1
TMT 6 R YE	0816508	1
TMT 6 R GN	0816469	1
TMT 6 R OG	0816472	1
TMT 6 R CUS	0824488	1
TMT 6 R RD CUS	0824492	1
TMT 6 R BU CUS	0824489	1
TMT 6 R YE CUS	0824493	1
TMT 6 R GN CUS	0824490	1
TMT 6 R OG CUS	0824491	1

Ordering data		
Type	Order No.	Pcs. / Pkt.
TMT 8 R	0816553	1
TMT 8 R RD	0816540	1
TMT 8 R BU	0816511	1
TMT 8 R YE	0816566	1
TMT 8 R GN	0816524	1
TMT 8 R OG	0816537	1
TMT 8 R CUS	0824494	1
TMT 8 R RD CUS	0824498	1
TMT 8 R BU CUS	0824495	1
TMT 8 R YE CUS	0824499	1
TMT 8 R GN CUS	0824496	1
TMT 8 R OG CUS	0824497	1

Accessories		
Type	Order No.	Pcs. / Pkt.
TMT TOOL	0816650	1

Accessories		
Type	Order No.	Pcs. / Pkt.
TMT TOOL	0816650	1

Accessories		
Type	Order No.	Pcs. / Pkt.
TMT TOOL	0816650	1

Terminal marking

Marker strips for terminal marking, for tall and flat marker grooves



- The TMT labeling range includes markers for all products with tall and flat marker grooves
- Labeling service: Phoenix Contact can custom-label all TMT markers in accordance with your requirements

Notes:

1) For ordering example, see page 359.

Can be printed with:



Thermal transfer for rolls

PRINTED
FOR YOU



Markers for a terminal block width of 10.2 mm

General data

Can be printed with:

Number of individual labels
Number of individual labels per strip
Material
Temperature range [°C]
Wipe resistance
Components

Technical data

THERMOMARK ROLL • THERMOMARK ROLL X1 • THERMOMARK X1.1 • THERMOMARK X1.2 • THERMOMARK S1.1
10000
10
Polyester
-40 ... 120
DIN EN 61010-1 (VDE 0411-1)
free from silicone and halogen

Ordering data

Description	Color
-------------	-------

Markers, perforated, unprinted, for all terminal blocks with a tall, flat or universal marker groove, 1 roll = 1000 strips, strip height: 6.4 mm, incl. TMT TOOL

Type	Order No.	Pcs. / Pkt.
------	-----------	-------------

TMT 10 R	0816210	1
----------	---------	---

Markers, perforated, labeled acc. to customer specifications, for all terminal blocks with a tall, flat or universal marker groove¹⁾

TMT 10 R CUS	0824500	1
--------------	---------	---

Marker, for terminal blocks, **unperforated, unprinted**, strip width: 101.5 mm, 1 roll = 1000 strips, incl. TMT TOOL

--	--	--

Marker, for terminal blocks, **unperforated, labeled as per customer specifications**, strip width: 101.5 mm¹⁾

--	--	--

Accessories

Locking tool to snap into the TMT... materials

TMT TOOL	0816650	1
----------	---------	---

PRINTED
FOR YOU



Markers with a strip width of 101.5 mm

Technical data

THERMOMARK ROLL • THERMOMARK ROLL X1 • THERMOMARK X1.1 • THERMOMARK X1.2 • THERMOMARK S1.1
1000
1
Polyester
-40 ... 120
DIN EN 61010-1 (VDE 0411-1)
free from silicone and halogen

Ordering data

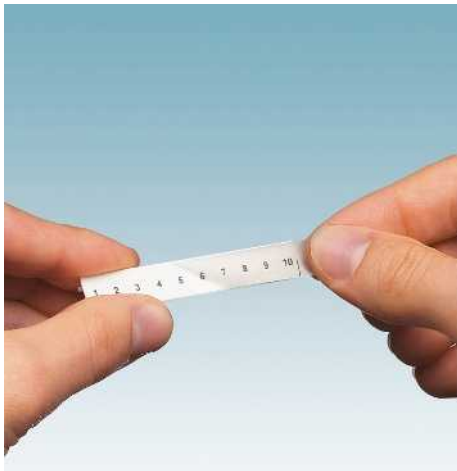
Type	Order No.	Pcs. / Pkt.
TMT 100 R	0816605	1
TMT 100 R RD	0816595	1
TMT 100 R BU	0816223	1
TMT 100 R YE	0816618	1
TMT 100 R GN	0816579	1
TMT 100 R OG	0816582	1
TMT 100 R CUS	0824501	1
TMT 100 R RD CUS	0824505	1
TMT 100 R BU CUS	0824502	1
TMT 100 R YE CUS	0824506	1
TMT 100 R GN CUS	0824503	1
TMT 100 R OG CUS	0824504	1

Accessories

TMT TOOL	0816650	1
----------	---------	---

Terminal marking

Self-adhesive marker strips



- The products in the TML labeling range allow subsequent labeling of zack marker strip materials and flat zack marker strip materials using a marking foil
- The markers that are supplied on rolls can be quickly and cost-effectively labeled using THERMOMARK printers
- Labeling service: Phoenix Contact can custom-label all TML markers in accordance with your requirements

Notes:

An overview of the markable terminal blocks that are available from Phoenix Contact can be found starting on page 112.

¹⁾ For ordering example, see page 359.

Can be printed with:



Thermal transfer for rolls

PRINTED
FOR YOU



Marker with strip width of 101.5 mm

General data

Can be printed with:

Number of individual labels per strip

Material

Temperature range

[°C]

Wipe resistance

Components

Technical data

THERMOMARK ROLL • THERMOMARK ROLL X1 • THERMOMARK X1.1 • THERMOMARK X1.2 • THERMOMARK S1.1

1

Polyester

-40 ... 150

DIN EN 61010-1 (VDE 0411-1)

Silicone-free

Ordering data

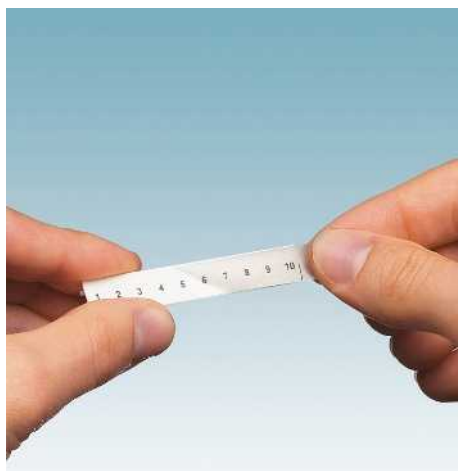
Description	Color
Marking foil for zack marker strip, unprinted, perforated, 1 roll = 1000 strips, strip length: 101 mm, strip height: 9.5 mm	transparent
labeled according to customer specifications¹⁾	transparent
Marking foil for zack marker strip, flat, unprinted, perforated, 1 roll = 1000 strips, strip length: 101 mm, strip height: 4.2 mm	transparent
labeled according to customer specifications¹⁾	transparent

Type	Order No.	Pcs. / Pkt.
TML (101X9,5)R TR	0816647	1
TML (101X9,5)R TR CUS	0824473	1
TML (101X4,2)R TR	0816621	1
TML (101X4,2)R TR CUS	0824472	1



Self-adhesive marker strips

Can be printed with:



Thermal transfer for rolls



Marker with strip height of 9.5 mm and 4.2 mm, continuous

- The products in the TML labeling range allow subsequent labeling of zack marker strip materials and flat zack marker strip materials using a marking foil
- The markers that are supplied on rolls can be quickly and cost-effectively labeled using THERMOMARK printers
- Labeling service: Phoenix Contact can custom-label all TML markers in accordance with your requirements

Notes:

¹⁾ For ordering example, see page 359.

General data

Can be printed with:

Number of individual labels per strip	
Material	
Temperature range	[°C]
Wipe resistance	
Components	

Technical data

THERMOMARK ROLL • THERMOMARK ROLL X1 • THERMOMARK X1.1 • THERMOMARK X1.2 • THERMOMARK S1.1
 1
 Polyester
 -40 ... 150
 DIN EN 61010-1 (VDE 0411-1)
 Silicone-free

Ordering data


Description	Color
Marking foil for zack marker strip, unprinted, 1 roll = 40 m continuous, strip height: 9.5 mm	transparent
labeled according to customer specifications¹⁾	transparent
Marking foil for zack marker strip, flat, unprinted, 1 roll = 40 m continuous, strip height: 4.2 mm	transparent
labeled according to customer specifications¹⁾	transparent

Type	Order No.	Pcs. / Pkt.
TML (EX9,5)R TR	0816634	1
TML (EX9,5)R TR CUS	0824475	1
TML (EX4,2)R TR	0816715	1
TML (EX4,2)R TR CUS	0824474	1



Terminal marking

Self-adhesive marker strips for terminal blocks without a marker groove



- The SK range of self-adhesive labels can be used to label products that do not feature a marker groove
- The markers that are supplied on rolls can be quickly and cost-effectively labeled using THERMOMARK printers
- The markers that are supplied as cards can be easily labeled using standard laser printers
- Ideal for labeling COMBICON connectors
- Labeling service: Phoenix Contact can custom-label SK markers in accordance with your requirements

Notes:

1) For ordering example, see page 359.

PRINTED
FOR YOU



Markers labeled with 2.54 mm pitch

General data

Material	
Temperature range	[°C]
Wipe resistance	
Components	

Technical data

Polyester
-40 ... 150
DIN EN 61010-1 (VDE 0411-1)
free from silicone and halogen

Description	Color
-------------	-------

Marker card, printed horizontally, self-adhesive, 10-section marking stripes, 14 identical decades marked with 1-10, 11-20, etc. up to 91-100, adequate for 140 terminal blocks (SK 2,54...SK 3,81...max. 2 characters per terminal block)

white

Marker card, self-adhesive, marked according to customer specifications, 14-section marker strips, max. 25-pos. marking (SK...P2,54 to SK...P3,81 max. 2 characters per pos.)¹⁾

white

Marker card, unprinted, DIN A4 format, pitch as desired, self-adhesive, with 50 perforated marker strips, strip length of 185 mm

white


Self-adhesive marker strips, unprinted, continuous, material off the roll, for marking with thermal transfer printer, can be separated using cutter, pitch as desired, strip length of up to 1000 mm, 14 strips, strip height of 2.8 mm, 1 roll = 90 m

white


Ordering data

Type	Order No.	Pcs. / Pkt.
SK 2,54/2,8:FORTL.ZAHLEN	0804853	10
SK 2,8 REEL P2,54 WH CUS	0825120	1
SK U/2,8 WH:UNBEDRUCKT	0803883	10
SK 2,8 WH:REEL	0805205	1






Markers labeled with 3.5 mm pitch



Markers labeled with 3.81 mm pitch



Markers labeled with 5.08 mm pitch

Technical data
Polyester -40 ... 150 DIN EN 61010-1 (VDE 0411-1) free from silicone and halogen

Technical data
Polyester -40 ... 150 DIN EN 61010-1 (VDE 0411-1) free from silicone and halogen

Technical data
Polyester -40 ... 150 DIN EN 61010-1 (VDE 0411-1) free from silicone and halogen

Ordering data		
Type	Order No.	Pcs. / Pkt.
SK 3,5/2,8:FORTL.ZAHLEN	0804073	10
SK 2,8 REEL P3,5 WH CUS	0825121	1
SK U/2,8 WH:UNBEDRUCKT	0803883	10
SK 2,8 WH:REEL	0805205	1

Ordering data		
Type	Order No.	Pcs. / Pkt.
SK 3,81/2,8:FORTL.ZAHLEN	0804109	10
SK 2,8 REEL P3,81 WH CUS	0825122	1
SK U/2,8 WH:UNBEDRUCKT	0803883	10
SK 2,8 WH:REEL	0805205	1

Ordering data		
Type	Order No.	Pcs. / Pkt.
SK 5,08/2,8:FORTL.ZAHLEN	0804280	10
SK 2,8 REEL P5,08 WH CUS	0825123	1
SK U/2,8 WH:UNBEDRUCKT	0803883	10
SK 2,8 WH:REEL	0805205	1

Terminal marking


Self-adhesive marker strips for terminal blocks without a marker groove

- The SK range of self-adhesive labels can be used to label products that do not feature a marker groove
- Labeling service: Phoenix Contact can custom-label SK markers in accordance with your requirements

Notes:


1) For ordering example, see page 359.

PRINTED
FOR YOU



Markers labeled with 5 mm pitch

PRINTED
FOR YOU




Markers labeled with 5.08 mm pitch

General data		Technical data			Technical data		
Material		Polyester			Polyester		
Temperature range	[°C]	-40 ... 150			-40 ... 150		
Wipe resistance		DIN EN 61010-1 (VDE 0411-1)			DIN EN 61010-1 (VDE 0411-1)		
Components		free from silicone and halogen			free from silicone and halogen		
Description		Ordering data			Ordering data		
	Color	Type	Order No.	Pcs. / Pkt.	Type	Order No.	Pcs. / Pkt.
Marker card, printed horizontally , self-adhesive, 10-section marker strip, 12 identical decades marked, for example, with 1-10, 11-20, etc. up to 91-100, sufficient for 120 terminal blocks	white	SK 5/3,8:FORTL.ZAHLEN	0804183	10	SK 5,08/3,8:FORTL.ZAHLEN	0804293	10
Marker card, self-adhesive, marked according to customer specifications , 12-section marker strips, max. 25-pos. marking per strip ¹⁾	white	SK 3,8 REEL P5 WH CUS	0825124	1	SK 3,8 REEL P5,08 WH CUS	0825125	1
Marker card, unprinted , DIN A4 format, pitch as desired, self-adhesive, with 40 perforated marker strips, strip length of 185 mm	white	SK U/3,8 WH:UNBEDRUCKT	0803906	10	SK U/3,8 WH:UNBEDRUCKT	0803906	10
Self-adhesive marker strips, unprinted, continuous , material off the roll, for marking with thermal transfer printer, can be separated using cutter, pitch as desired, strip length of up to 1000 mm, 12 strips, strip height of 3.8 mm, 1 roll = 90 m	white	SK 3,8 WH:REEL	0805218	1	SK 3,8 WH:REEL	0805218	1



Markers labeled with 6.2 mm pitch



Markers labeled with 7.5 mm pitch



Markers labeled with 7.62 mm pitch

Technical data
Polyester -40 ... 150 DIN EN 61010-1 (VDE 0411-1) free from silicone and halogen

Technical data
Polyester -40 ... 150 DIN EN 61010-1 (VDE 0411-1) free from silicone and halogen

Technical data
Polyester -40 ... 150 DIN EN 61010-1 (VDE 0411-1) free from silicone and halogen

Ordering data		
Type	Order No.	Pcs. / Pkt.
SK 6,2/3,8:FORTL.ZAHLEN	0804374	10
SK 3,8 REEL P6,2 WH CUS	0825126	1
SK U/3,8 WH:UNBEDRUCKT	0803906	10
SK 3,8 WH:REEL	0805218	1

Ordering data		
Type	Order No.	Pcs. / Pkt.
SK 7,5/3,8:FORTL.ZAHLEN	0804455	10
SK 3,8 REEL P7,5 WH CUS	0825127	1
SK U/3,8 WH:UNBEDRUCKT	0803906	10
SK 3,8 WH:REEL	0805218	1

Ordering data		
Type	Order No.	Pcs. / Pkt.
SK 7,62/3,8:FORTL.ZAHLEN	0804549	10
SK 3,8 REEL P7,62 WH CUS	0825128	1
SK U/3,8 WH:UNBEDRUCKT	0803906	10
SK 3,8 WH:REEL	0805218	1

Terminal marking

Self-adhesive marker strips for terminal blocks without a marker groove

- The SK range of self-adhesive labels can be used to label products that do not feature a marker groove
- Labeling service: Phoenix Contact can custom-label all TMT markers in accordance with your requirements

Notes:

1) For ordering example, see page 359.

PRINTED
FOR YOU



Markers labeled with 7.5 mm pitch

PRINTED
FOR YOU



Markers labeled with 7.62 mm pitch

General data		Technical data			Technical data		
Material		Polyester			Polyester		
Temperature range	[°C]	-40 ... 150			-40 ... 150		
Wipe resistance		DIN EN 61010-1 (VDE 0411-1)			DIN EN 61010-1 (VDE 0411-1)		
Components		free from silicone and halogen			free from silicone and halogen		
Description		Ordering data			Ordering data		
Description	Color	Type	Order No.	Pcs. / Pkt.	Type	Order No.	Pcs. / Pkt.
Marker card, printed horizontally , self-adhesive, 10-section marker strip, 10 identical decades marked 1-10, 11-20, etc. up to 91-100, for example, sufficient for 100 terminal blocks							
	white	SK 7,5/5:FORTL.ZAHLEN	0804468	10	SK 7,62/5:FORTL.ZAHLEN	0804552	10
Marker card, self-adhesive, labeled according to customer specifications , 10-section marker strips, max. 25-pos. marking per strip ¹⁾							
	white	SK 5,0 REEL P7,5 WH CUS	0825131	1	SK 5,0 REEL P7,62 WH CUS	0825132	1
Marker card, unprinted , DIN A4 format, pitch as desired, self-adhesive, with 35 perforated marker strips, strip length of 185 mm							
	white	SK U/5,0 WH:UNBEDRUCKT	0803922	10	SK U/5,0 WH:UNBEDRUCKT	0803922	10
Self-adhesive marker strips, unprinted, continuous , material off the roll, for marking with thermal transfer printer, can be separated using cutter, pitch as desired, strip length of up to 1000 mm, 10 strips, strip height of 5.0 mm, 1 roll = 90 m							
	white	SK 5,0 WH:REEL	0805221	1	SK 5,0 WH:REEL	0805221	1

Self-adhesive marker strips for terminal blocks without a marker groove



Markers with a strip length of up to 1000 mm



Markers with a strip length of up to 185 mm

General data

Can be printed with:	
Material	
Temperature range	[°C]
Wipe resistance	
Components	

Technical data

THERMOMARK ROLL • THERMOMARK ROLL X1 • THERMOMARK X1.1 • THERMOMARK X1.2 • THERMOMARK S1.1
 Polyester
 -40 ... 150
 DIN EN 61010-1 (VDE 0411-1)
 free from silicone and halogen

Technical data

CMS-P1-PLOTTER • Office printing systems
 Polyester
 -40 ... 150
 DIN EN 61010-1 (VDE 0411-1)
 free from silicone and halogen

Ordering data


Description	Color	Type	Order No.	Pcs. / Pkt.
Self-adhesive marker strips, unprinted, continuous , material off the roll, for marking with thermal transfer printer, can be separated using cutter, pitch as desired, strip length of up to 1000 mm, 14 strips, strip height of 2.8 mm, 1 roll = 90 m	white	SK 2,8 WH:REEL	0805205	1
Self-adhesive marker strips, unprinted, continuous , material off the roll, for marking with thermal transfer printer, can be separated using cutter, pitch as desired, strip length of up to 1000 mm, 12 strips, strip height of 3.8 mm, 1 roll = 90 m	white	SK 3,8 WH:REEL	0805218	1
Self-adhesive marker strips, unprinted, continuous , material off the roll, for marking with thermal transfer printer, can be separated using cutter, pitch as desired, strip length of up to 1000 mm, 10 strips, strip height of 5.0 mm, 1 roll = 90 m	white	SK 5,0 WH:REEL	0805221	1
Self-adhesive marker strips, unprinted, continuous , material off the roll, for marking with thermal transfer printer, can be separated using cutter, pitch as desired, strip length of up to 1000 mm, 7 strips, strip height of 10 mm, 1 roll = 90 m	white	SK 10,0 WH:REEL	0812188	1
Marker card, unprinted , DIN A4 format, pitch as desired, self-adhesive, with 50 perforated marker strips, strip length of 185 mm	white			
Marker card, unprinted , DIN A4 format, pitch as desired, self-adhesive, with 40 perforated marker strips, strip length of 185 mm	white			
Marker card, unprinted , DIN A4 format, pitch as desired, self-adhesive, with 35 perforated marker strips, strip length of 185 mm	white			

Ordering data

Type	Order No.	Pcs. / Pkt.
SK U/2,8 WH:UNBEDRUCKT	0803883	10
SK U/3,8 WH:UNBEDRUCKT	0803906	10
SK U/5,0 WH:UNBEDRUCKT	0803922	10

Terminal marking

Self-adhesive marker strips for terminal blocks without a marker groove



– The TML marking range offers self-adhesive marker strips for marking products that do not have a marker groove



Thermal transfer for rolls



Unlabeled

General data

Can be printed with:

Number of individual labels per strip

Material

Temperature range

Wipe resistance

Components

[°C]

Technical data

THERMOMARK ROLL • THERMOMARK ROLL X1 • THERMOMARK X1.1 • THERMOMARK X1.2 • THERMOMARK S1.1

1

Polyester


-40 ... 150

DIN EN 61010-1 (VDE 0411-1)


free from silicone and halogen

Ordering data

Description	Color	Type	Order No.	Pcs. / Pkt.
Self-adhesive marker strips, unprinted				
1 roll = 2500 strips, lettering field size: 104 x 2.8 mm	white	TML (104X2,8)R	0801832	1
1 roll = 2500 strips, lettering field size: 104 x 3.8 mm	white	TML (104X3,8)R	0801833	1
1 roll = 2500 strips, lettering field size: 104 x 5 mm	white	TML (104X5)R	0801834	1
1 roll = 1500 strips, lettering field size: 104 x 10 mm	white	TML (104X10)R	0801835	1



Self-adhesive marker strips for terminal blocks without marker groove, continuous



Thermal transfer for rolls



Unlabeled

- The TML marking range offers self-adhesive marker strips for marking products that do not have a marker groove
- The marker strips are automatically perforated or cut to the required length during the printing process

General data	
Can be printed with:	
Number of individual labels per strip	
Material	
Temperature range	[°C]
Wipe resistance	
Components	

Technical data	
THERMOMARK ROLL • THERMOMARK ROLL X1 • THERMOMARK X1.1 • THERMOMARK X1.2 • THERMOMARK S1.1	
14	
Polyester	
-40 ... 150	
DIN EN 61010-1 (VDE 0411-1)	
free from silicone and halogen	

Description	Color
Self-adhesive marker strips, unprinted, continuous	
1 roll = 30 m continuous, strip height: 2.8 mm	white
1 roll = 30 m continuous, strip height: 3.8 mm	white
1 roll = 30 m continuous, strip height: 5 mm	white
1 roll = 30 m continuous, strip height: 7 mm	white
1 roll = 30 m continuous, strip height: 10 mm	white

Ordering data		
Type	Order No.	Pcs. / Pkt.
TML (EX2,8)R	0801836	1
TML (EX3,8)R	0801837	1
TML (EX5)R	0801838	1
TML (EX7)R	0830837	1
TML (EX10)R	0801839	1

Terminal marking

UniCard group marking for snapping into CLIPFIX 35-5 end bracket

Can be printed with:



Thermal transfer for sheets and cards



UV LED technology



- Group marking which saves space
- Large labeling option
- The markers, which are supplied in uniform sheets, can be labeled quickly and easily using the BLUEMARK CLED and THERMOMARK CARD ...
- The format automatically ensures printing with a high level of positional accuracy
- The markers support multiline labeling
- The sheets provide space for including function texts
- Labeling service: Phoenix Contact can custom-label all UniCard markers in accordance with your requirements

Notes:

1) For ordering example, see page 359.

General data

Can be printed with:	
Number of individual labels	
Material	
Inflammability class according to UL 94	
Temperature range	[°C]
Wipe resistance	
Components	

Technical data

THERMOMARK CARD PLUS • THERMOMARK CARD • BLUEMARK CLED • BLUEMARK LED
24
PC
V0
-40 ... 120
DIN EN 61010-1 (VDE 0411-1)
free from silicone and halogen

Description	Color
UniCard, can be labeled with THERMOMARK CARD and BLUEMARK	
Lettering field size: 30 x 5 mm	white yellow
UniCard, labeled according to customer specifications ¹⁾	
Lettering field size: 30 x 5 mm	white yellow

Ordering data

Type	Order No.	Pcs. / Pkt.
UCT-EM (30X5)	0801505	10
UCT-EM (30X5) YE	0830340	10
UCT-EM (30X5) CUS	0801589	1
UCT-EM (30X5) YE CUS	0830348	1

End bracket , for snapping onto NS 35, 5.15 mm wide, can be marked with ZB 5 and UCT-EM (30X5), parking option for bridges and test plugs
Magazine , for THERMOMARK CARD ..., for accommodating: UCT-EM (30X5) for accommodating UCT-EM (30X5)

Accessories

Type	Order No.	Pcs. / Pkt.
CLIPFIX 35-5	3022276	50
THERMOMARK CARD-UCT-MAG10	0801737	1

Labeling of terminal block groups for snapping into a tall marker groove

- Space-saving group labeling directly on the terminal block
- Fits all terminal blocks with a design width of 3.5 mm and a tall center marker groove
- Large-surface labeling with labels or manually using B-STIFT or X-PEN



3.5 mm and 5.2 mm pitch



29 mm pitch

General data

Material	
Inflammability class according to UL 94	
Temperature range	[°C]
Components	

Description

Group marking label, can be snapped into terminal center, can be marked with an EML (24X3)R or EML (25,4X12,7)R... label or manually with B-STIFT or X-PEN, in the foot part with ZB 3,5

gray
gray

Group marking label, can be snapped into terminal center, can be marked with an EML (24X4)R or EML (25,4X12,7)R label or manually with B-STIFT or X-PEN, in the foot part with ZB 5, UC-TM 5

gray
gray

Group marking label, can be snapped into terminal center, can be labeled with ESL 26 x 6 or EMT (25 x 6) R insert strips, in foot part with zack marker strip ZB, length: 29 mm

gray

Label

2500 labels p. roll	white
2500 labels p. roll	white
1000 labels p. roll	white

Insert strip for laser printer, perforated, for terminal strip marker KLM, labeling field: 26 x 6 mm

Lettering field size: 26 x 6 mm white

Insert labels for thermal transfer printers

Lettering field size: 25 x 6 mm, 5000 labels p. roll white

Technical data

Material	PA
Inflammability class according to UL 94	V2
Temperature range	-40 ... 120
Components	free from silicone and halogen

Ordering data

Type	Order No.	Pcs. / Pkt.
GBS 3,5-25X3,5	0830290	100
GBS 3,5-25X12	0830292	100
GBS 5-25X5	0829126	100
GBS 5-25X12	0810588	100
GBS-ZB/26X6	0809298	50

Accessories

EML (24X3)R	0830291	1
EML (25,4X12,7)R	0816825	1
EML (24X4)R	0800061	1

Technical data


Material	PA / PC
Inflammability class according to UL 94	V2
Temperature range	-40 ... 100
Components	free from silicone and halogen

Ordering data

Type	Order No.	Pcs. / Pkt.
GBS-ZB/26X6	0809298	50
ESL 26X 6	0808105	10
EMT (25X6)R	0817264	1

Accessories

ESL 26X 6	0808105	10
EMT (25X6)R	0817264	1



Terminal marking

Marker carrier for STP ... multi-level terminal blocks



STP ...

- The labeling areas of wired multi-level terminal blocks are increased in size using the marker carriers
- Depending on the version, the marker carriers are placed in the receivers on the upper terminal block level

STP ...-ZB

- The marker carriers can, for example, snap into the center marking groove of ST spring-cage terminal blocks and double the marking area; see figure below

CARRIER-TM 300

- Can be snapped into all terminal blocks in the CLIPLINE complete system that have a lateral flat marker groove
- For accommodating ZB ..., UC-TM ... or UCT-TM ... terminal markers which increases the marking area

CARRIER-TMD 300

- Double-row snap-in marker adapter for accommodating two ZB ... or UC-TM ... and UCT-TM ... terminal markers which doubles the marking area



General data

Material	
Inflammability class according to UL 94	
Temperature range	[°C]
Components	

Description	Color
-------------	-------

Double marker carrier, can be snapped into push-in double-level terminal blocks PTTB 1,5/S, can be labeled with ZB 3,5 or ZBF 3,5

gray

Triple marker carrier, can be snapped into the push-in three-level terminal block PT 1,5/S-3..., can be labeled with ZB 3,5 or ZBF 3,5

gray

Double marker carrier, can be snapped into the double-level terminal blocks STTB 1,5, PTTB 1,5, can be labeled with UC-TM 4, ZB 4 or UC-TMF 4, ZBF 4

gray

Double marker carrier, can be snapped into STTB 2,5, STTB 4, PTTB 2,5, PTTB 4 double-level terminal blocks, can be labeled with UC-TM 5, ZB 5 or UC-TMF 5, ZBF 5

gray

Three-compartment marker carrier, can be snapped into ST 2,5-3... and PT 2,5-3... three-level terminal blocks, can be labeled with UC-TMF 5 and ZBF 5 or ...TM 5 and ZB 5

gray

Double marker carrier, snaps into double-level fast connection terminal blocks, QTTCB ... and QTTCBS, can be labeled with ZB 5 and ZBF 5

gray

Double marker carrier, snaps into all terminal blocks with a width of 4.2 mm and a zack marker strip center groove, can be labeled with ZB 4 or ZBF 4

gray

Double marker carrier, snaps into all terminal blocks with a width of 5.2 mm and a zack marker strip center groove, can be labeled with ZB 5 or ZBF 5

gray

Marker adapter, 300 mm long, can be snapped into the lateral groove on modular terminal blocks, designed to accommodate ZB ... or UC-TM ...

gray

Marker adapter, double row, 300 mm long, can be snapped into the center groove on modular terminal blocks, designed to accommodate two ZB ... or UC-TM ...

gray

Marker adapters, such as the CARRIER-TM 300; marking area at an angle to the top of the terminal block

gray

Technical data

PA
V2
-40 ... 100
free from silicone and halogen

Ordering data

Type	Order No.	Pcs. / Pkt.
STP 3,5-2	0830131	100
STP 3,5-3	0830132	100
STP 4-2	0810575	100
STP 5-2	0800967	100
STP 5-3	0810562	100
STP 5-2/S	0800970	100
STP 4-2-ZB	3038613	100
STP 5-2-ZB	3037643	100
CARRIER-TM 300	0828282	25
CARRIER-TMD 300	0828693	25
CARRIER-TMH 300	0830670	25

WS... warning labels



- Warning labels and warning covers serve to cover and identify mains terminal blocks
- This prevents accidental actuation of the terminal points
- The warning labels snap into the screw shafts of the relevant terminal
- Can be isolated lengthwise and crosswise



Warning labels for terminals from the UT ... and ST ... series


General data	
Material	PA
Wipe resistance	DIN EN 61010-1 (VDE 0411-1)

Technical data	
Material	PA
Wipe resistance	DIN EN 61010-1 (VDE 0411-1)

Description	Color
Warning label, for UT series	
5.2 mm wide	yellow
6.2 mm wide	yellow
8.2 mm wide	yellow
10.2 mm wide	yellow
12 mm wide	yellow
16 mm wide	yellow
Warning cover, for ST series	
4.2 mm wide	yellow
5.2 mm wide	yellow
6.2 mm wide	yellow
8.2 mm wide	yellow
10.2 mm wide	yellow

Ordering data		
---------------	--	--

Type	Order No.	Pcs. / Pkt.
WS UT 2,5	3047923	10
WS UT 4	3047332	10
WS UT 6	3047345	10
WS UT 10	3047361	10
WS UT 16	3047374	10
WS UT 35	3047387	10
WST 1,5	3030958	50
WST 2,5	3030941	50
WST 4	3030954	50
WST 6	3030967	10
WST 10/35	3030006	25



Terminal marking

Terminal marking for Phoenix Contact



Large terminal block markers for central and side labeling

UC-TM 4	UC-TM 5	UC-TM 6	UC-TM 8	UC-TM 10	UC-TM 12	UC-TM 16
see page 58 onwards						
ZB 4	ZB 5	ZB 6	ZB 8	ZB 10	ZB 12	ZB 16
see page 68 onwards						
UCT-TM 4	UCT-TM 5	UCT-TM 6	UCT-TM 8	UCT-TM 10	UCT-TM 12	UCT-TM 16
see page 82 onwards						
TMT 4 R	TMT 5 R	TMT 6 R	TMT 8 R	TMT 10 R	TMT 100 R	TMT 100 R
see page 94 onwards						

	Pitch	4	5	6	8	10	12	16
Screw terminal blocks								
UT 2,5..., UTTB 2,5..., UTN 2,5..., MUT 2,5...	5							
UT 4..., UTTB 4..., UTME(D) 4..., UTN 4..., USST 4...	6							
UT 6..., UTME(D) 6..., UTN 6..., USST 6...	8							
UT 10..., UTN 10..., USST 10...	10							
UT 16..., UTI 16...	12							
UT 35	16							
UK 1,5 N..., USLKG 1,5 N	4							
UK 2,5 N..., USLKG 2,5 N, UK 3 N..., USLKG 3, UKK(B) 3..., UDK 3..., MTK(D)...	5							
UK 5 N..., USLKG 5 N, UDK 4..., UKK(B) 5, UDMTK(B) 5..., UKN 2,5..., UKN 5..., PIK 4..., SSK 0525...	6							
UK 6 N..., USLKG 6 N, UKN 6..., PIK 6..., URTK..., UGSK..., URDK..., UK 6-T..., SSK 110	8							
UK 10 N..., USLKG 10 N, UKKB 10..., UKN 10..., SK 116...	10							
U(I)K 16..., U(I)SLKG 16, UIKN 16...	12							
U(I)K 35..., U(I)SLKG 35, UIKN 35..., SSK 135...	15							
UKH..., USLKG 50/95, USLKG 50/70/95	> 16							
DIK(D) 1,5..., DOK(D) 1,5..., VIOK 1,5..., DLK(B) 2,5..., SLKK 5...	6							
UVKB 4..., UHK 4..., USK 4..., UK 4..., UKK 4..., VBST 4...	6							
UK 5-HESI..., UKK 5-HESI..., UK-SI..., UK 6-FSI..., UK 10-DREHSI...	8							
UK 6,3-HESI..., USIG...	10							
MT 1,5..., MTTB 1,5...	4							
MBK 6..., MSLKG 6	8							
DFK 4...	6							
DFK 5...	9.5							
UW(V) 4...	8							
UW(V) 10.../16.../25...	≥ 10							
HDFK(V) 50..., HDFK(V) 95...	> 18							

The pitch of the terminal block corresponds to the width of the label

The pitch of the terminal block is greater than the width of the label



Small terminal block markers for central and side labeling

		UC-TMF 4	UC-TMF 5	UC-TMF 6	UC-TMF 8	UC-TMF 10	UC-TMF 12	UC-TMF 16	US-TMF 100
		see page 62 onwards							91
		ZBF 4	ZBF 5	ZBF 6	ZBF 8	ZBF 10	ZBF 12	ZBF 16	
		see page 76 onwards							
		UCT-TMF 4	UCT-TMF 5	UCT-TMF 6	UCT-TMF 8	UCT-TMF 10	UCT-TMF 12	UCT-TMF 16	
		see page 86 onwards							
		TMT 4 R	TMT 5 R	TMT 6 R	TMT 8 R	TMT 10 R	TMT 100 R	TMT 100 R	
		see page 94 onwards							
Pitch		4	5	6	8	10	12	16	
Screw terminal blocks									
UT 2,5..., UTTB 2,5..., UTN 2,5..., MUT 2,5..., UTI 2,5...	5								
UT 4..., UTTB 4..., UTME(D) 4..., UTN 4..., USST 4...	6								
UT 6..., UTME(D) 6..., UTN 6..., USST 6...	8								
UT 10..., UTN 10..., USST 10...	10								
UT 16..., UTI 16...	12								
UT 35	16								
UK 1,5 N..., USLKG 1,5 N	4								
UK 2,5 N..., USLKG 2,5 N, UK 3 N..., USLKG 3, UKK(B) 3..., UDK 3..., MTK(D)...	5								
UK 5 N..., USLKG 5 N, UDK 4..., UKK(B) 5, UD-MTK(B) 5..., UKN 2,5..., UKN 5..., PIK 4..., SSK 0525	6								
UK 6 N..., USLKG 6 N, UKN 6..., PIK 6..., URTK..., UGSK..., URDK..., UK 6-T, SSK 110	8								
UK 10 N..., USLKG 10 N, UKKB 10..., UKN 10..., SSK 116	10								
U(I)K 16..., U(I)SLKG 16, UIKN 16...	12								
U(I)K 35..., U(I)SLKG 35, UIKN 35..., SSK 135	15								
UKH..., USLKG 50/95, USLKG 50/70/95	> 16								
DIK(D) 1,5..., DOK(D) 1,5..., VIOK 1,5..., DLK(B) 2,5..., SLKK 5...	6								
UVKB 4..., UHK 4..., USK 4..., UK 4..., UKK 4..., VBST 4...	6								
UK 5-HESI..., UKK 5-HESI..., UK-SI..., UK 6-FSI..., UK 10-DREHSI...	8								
UK 6,3-HESI..., UK 10,3 HESI..., USIG...	10								
MT 1,5..., MTTB 1,5...	4								
MBK 6..., MSLKG 6	8								
DFK 4...	6								
DFK 5...	9.5								
UW(V) 4...	8								
UW(V) 10.../16.../25...	≥ 10								
HDFK(V) 50..., HDFK(V) 95...	> 18								

Terminal marking

Terminal marking for Phoenix Contact



Large terminal block markers for central labeling

	UC-TM 4	UC-TM 5	UC-TM 6		UC-TM 8	UC-TM 10	UC-TM 12	UC-TM 16	
	see page 58 onwards								
ZB 3,5	ZB 4	ZB 5	ZB 6	ZB 7,62	ZB 8	ZB 10	ZB 12	ZB 16	
	see page 68 onwards								
UCT-TM 3,5	UCT-TM 4	UCT-TM 5	UCT-TM 6	UCT-TM 7,62	UCT-TM 8	UCT-TM 10	UCT-TM 12	UCT-TM 16	
	see page 82 onwards								
	TMT 4 R	TMT 5 R	TMT 6 R		TMT 8 R	TMT 10 R	TMT 100 R	TMT 100 R	
	see page 94 onwards								
Pitch	3.5	4	5	6	7.62	8	10	12	16

Spring-cage terminal blocks

Terminal Block	Pitch	3.5	4	5	6	7.62	8	10	12	16
ST 1,5/S-QUATTRO	3.5	Dark Green								
ST 1,5...	4	Light Green	Dark Green							
ST 2,5... (except ST 2,5-3L)	5	Light Green	Light Green	Dark Green						
ST 4..., STTB 4...	6	Light Green	Light Green	Light Green	Dark Green					
ST 6..., STME(D) 6...	8	Light Green	Light Green	Light Green	Light Green	Light Green	Dark Green			
ST 10...	10	Light Green	Light Green	Light Green	Light Green	Light Green	Light Green	Dark Green		
ST 16...	12	Light Green	Light Green	Light Green	Light Green	Light Green	Light Green	Light Green	Dark Green	
ST 35...	16	Light Green	Light Green	Light Green	Light Green	Light Green	Light Green	Light Green	Light Green	Dark Green
ST 4-HESI (6,3 x 32), ST 4-FSI...	8	Light Green	Light Green	Light Green	Light Green	Light Green	Dark Green			
STU 2,5...	5	Light Green	Light Green	Dark Green						
STU 4..., STTBU 4...	6	Light Green	Light Green	Light Green	Dark Green					
STU 10...	10	Light Green	Light Green	Light Green	Light Green	Light Green	Dark Green			
STU 35...	16	Light Green	Light Green	Light Green	Light Green	Light Green	Light Green	Light Green	Light Green	Dark Green
STS 2,5..., STTBS 2,5...	5	Light Green	Light Green	Dark Green						
STS 4..., STTBS 4...	6	Light Green	Light Green	Light Green	Dark Green					
STS 6...	8	Light Green	Light Green	Light Green	Light Green	Light Green	Dark Green			
STI 2,5..., STN 2,5...	5	Light Green	Light Green	Dark Green						
STI 4..., STN 4...	6	Light Green	Light Green	Light Green	Dark Green					
STI 10..., STN 10...	10	Light Green	Light Green	Light Green	Light Green	Light Green	Light Green	Dark Green		
STI 16..., STN 16...	12	Light Green	Light Green	Light Green	Light Green	Light Green	Light Green	Light Green	Dark Green	
STN 35...	16	Light Green	Light Green	Light Green	Light Green	Light Green	Light Green	Light Green	Light Green	Dark Green
SRTK 6..., SGSK 6..., SRDK 6...	8	Light Green	Light Green	Light Green	Light Green	Light Green	Dark Green			
ZRV...	7.62	Light Green	Light Green	Light Green	Dark Green					
ZRTK..., ZGSK..., ZRDK...	8	Light Green	Light Green	Light Green	Light Green	Light Green	Dark Green			

Dark Green: The pitch of the terminal block corresponds to the width of the label

Light Green: The pitch of the terminal block is greater than the width of the label



Small terminal block markers for central and side labeling

	UC-TMF 4	UC-TMF 5	UC-TMF 6	UC-TMF 8	UC-TMF 10	UC-TMF 12	UC-TMF 16	US-TMF 100
	see page 62 onwards							91
ZBF 3,5	ZBF 4	ZBF 5	ZBF 6	ZBF 8	ZBF 10	ZBF 12	ZBF 16	
	see page 76 onwards							
UCT-TMF 3,5	UCT-TMF 4	UCT-TMF 5	UCT-TMF 6	UCT-TMF 8	UCT-TMF 10	UCT-TMF 12	UCT-TMF 16	
	see page 86 onwards							
	TMT 4 R	TMT 5 R	TMT 6 R	TMT 8 R	TMT 10 R	TMT 100 R	TMT 100 R	
	see page 94 onwards							
Pitch	3.5	4	5	6	8	10	12	16

Spring-cage terminal blocks

	Pitch	3.5	4	5	6	8	10	12	16
ST 1,5/S-QUATTRO	3.5	■							■
ST 1,5..., STTB 1,5...	4	■	■						■
ST 2,5..., STTB 2,5..., ST 2,5-3..., STIO...	5	■	■	■					■
ST 4..., STTB 4...	6	■	■	■	■				■
ST 6..., STME(D) 6...	8	■	■	■	■	■			■
ST 10...	10	■	■	■	■	■	■		■
ST 16...	12	■	■	■	■	■	■	■	■
ST 35...	16	■	■	■	■	■	■	■	■
ST 4-HESI (6,3 x 32), ST 4-FSI...	8	■	■	■	■	■			■
STU 2,5...	5	■	■	■					■
STU 4..., STTBU 4...	6	■	■	■	■				■
STU 10...	10	■	■	■	■	■			■
STU 35...	16	■	■	■	■	■	■	■	■
STS 2,5..., STTBS 2,5...	5	■	■	■					■
STS 4..., STTBS 4...	6	■	■	■	■				■
STS 6...	8	■	■	■	■	■			■
STI 2,5..., STN 2,5...	5	■	■	■					■
STI 4..., STN 4...	6	■	■	■	■				■
STI 10..., STN 10...	10	■	■	■	■	■	■		■
STI 16..., STN 16...	12	■	■	■	■	■	■	■	■
STN 35...	16	■	■	■	■	■	■	■	■
SRTK 6..., SGSK 6..., SRDK 6...	8	■	■	■	■	■			■
ZRV...	7.62	■	■	■	■				■
ZRTK..., ZGSK..., ZRDK...	8	■	■	■	■	■			■
ZFK 6-DREHSI...	12	■	■	■	■	■			■
ZFKK 2,5...	5	■	■	■					■
ZDMTK 2,5...	6	■	■	■	■				■
ZPV...	5	■	■	■					■
MZFKK 1,5...	5	■	■	■					■
MSB(V) 2,5.../ MSDB(V) 2,5...	5/10	■	■	■					■

Terminal marking

Terminal marking for Phoenix Contact



Large terminal block markers for central labeling

	UC-TM 4	UC-TM 5	UC-TM 6	UC-TM 8	UC-TM 10	UC-TM 12	UC-TM 16	US-TM 100
	see page 58 onwards							91
ZB 3,5	ZB 4	ZB 5	ZB 6	ZB 8	ZB 10	ZB 12	ZB 16	
	see page 68 onwards							
UCT-TM 3,5	UCT-TM 4	UCT-TM 5	UCT-TM 6	UCT-TM 8	UCT-TM 10	UCT-TM 12	UCT-TM 16	
	see page 82 onwards							
	TMT 4 R	TMT 5 R	TMT 6 R	TMT 8 R	TMT 10 R	TMT 100 R	TMT 100 R	
	see page 94 onwards							
Pitch	3.5	4	5	6	8	10	12	16

Push-in connection terminal blocks


Terminal Block	Pitch	3.5	4	5	6	8	10	12	16
PT 1,5/S..., PTTB 1,5/S..., PTS 1,5/S..., PTTBS 1,5/S...	3.5	Teal							Teal
PT 2,5..., PTTB 2,5..., PTTBS 2,5..., PTI 2,5..., PTN 2,5..., PTS 2,5..., PTU 2,5...	5	Light Green	Light Green	Teal					Teal
PT 4..., PTME(D) 4..., PTTB 4..., PTI 4..., PTN 4..., PTU 4...	6	Light Green	Light Green	Light Green	Teal				Teal
PT 6..., PTME 6..., PTI 6..., PTN 6...	8	Light Green	Light Green	Light Green	Light Green	Teal			Teal
PT 10...	10	Light Green	Light Green	Light Green	Light Green	Light Green	Teal		Teal
PT 16...	12	Light Green	Light Green	Light Green	Light Green	Light Green	Light Green	Teal	Teal
PTPOWER...	25	Light Green	Light Green	Light Green	Light Green	Light Green	Light Green	Light Green	Teal


Fast connection terminal blocks

Terminal Block	Pitch	3.5	4	5	6	8	10	12	16
QTC(U)(S) 1,5...,	5	Light Green	Light Green	Teal					
QTC(U)(S) 2,5...,	6	Light Green	Light Green	Light Green	Teal				

Bolt connection terminal blocks

Terminal Block	Pitch	3.5	4	5	6	8	10	12	16
OTTA 2,5...	9	Light Green	Light Green	Light Green	Light Green	Teal			
OTTA 6...	11	Light Green	Light Green	Light Green	Light Green	Light Green	Teal		
OTTA 25...	18	Light Green	Light Green	Light Green	Light Green	Light Green	Light Green	Teal	
RT(O) 3..., RBO...	12	Light Green	Light Green	Light Green	Light Green	Light Green	Light Green	Teal	
RT(O) 5...	16	Light Green	Light Green	Light Green	Light Green	Light Green	Light Green	Light Green	Teal
RT(O) 8...	20	Light Green	Light Green	Light Green	Light Green	Light Green	Light Green	Light Green	Teal
HV M.../1, HV M.../2	> 13	Light Green	Light Green	Light Green	Light Green	Light Green	Light Green	Teal	
UHV 25- UHV 240	> 26	Light Green	Light Green	Light Green	Light Green	Light Green	Light Green	Light Green	Teal

 The pitch of the terminal block corresponds to the width of the label

 The pitch of the terminal block is greater than the width of the label



Small terminal block markers for central and side labeling

	UC-TMF 4	UC-TMF 5	UC-TMF 6	UC-TMF 8	UC-TMF 10	UC-TMF 12	UC-TMF 16	US-TMF 100
	see page 62 onwards							91
ZBF 3,5	ZBF 4	ZBF 5	ZBF 6	ZBF 8	ZBF 10	ZBF 12	ZBF 16	
	see page 76 onwards							
UCT-TMF 3,5	UCT-TMF 4	UCT-TMF 5	UCT-TMF 6	UCT-TMF 8	UCT-TMF 10	UCT-TMF 12	UCT-TMF 16	
	see page 86 onwards							
	TMT 4 R	TMT 5 R	TMT 6 R	TMT 8 R	TMT 10 R	TMT 100 R	TMT 100 R	
	see page 94 onwards							
Pitch	3.5	4	5	6	8	10	12	16

Push-in connection terminal blocks

PT 1,5/S..., PTTB 1,5/S..., PTIO..., PTS 1,5/S..., PTTBS 1,5/S, MPT 1,5/S...	3.5								
PT 2,5..., PTTB 2,5..., PTTBS 2,5..., PTI 2,5..., PTN 2,5..., PTS 2,5..., PTU 2,5..., MPT 2,5...	5								
PT 4..., PTME(D) 4..., PTTB 4..., PTI 4..., PTN 4..., PTU 4	6								
PT 6..., PTME 6..., PTI 6..., PTN 6...	8								
PT 10...	10								
PT 16...	12								
PTPOWER...	25								

Fast connection terminal blocks

QTC(U)(S) 1,5..., QTTCB(U (S) 1,5...	5								
QTC(U)(S) 2,5...	6								

Bolt connection terminal blocks

OTTA 2,5...	9								
OTTA 6...	11								
OTTA 25...	18								
RT(O) 3...	12								
RT(O) 5...	16								
RT(O) 8...	20								
HV M.../1, HV M.../2	> 13								
UHV 25- UHV 240	> 26								

COMBI plugs and couplings

UPBV 2,5..., SP(V) 2,5..., SP-H 2,5 ..., SP(D)B 2,5..., SC 2,5...	5								
UP 4..., UPBV 4...	5								
SP 4..., SC 4...	6								
PP-H 1,5/S..., PPC 1,5/S...	3.5								
PP-H 2,5..., QP 1,5...	5								
UP 6...	8								
PP-H 4...	6								
PP-H 6..., PPC 6...	8								

Terminal marking

UniCard marking for terminal blocks from other manufacturers with a tall marker groove



- The UC1-TM ... UniCard labeling range includes markers for Weidmüller, Conta-Clip, and Klemmsan terminal blocks
- The markers, which are supplied in uniform sheets, can be printed onto quickly and easily using the BLUEMARK CLED
- The multi-section marking strips are easy to fit and can be easily separated if required
- The markers support multiline labeling
- The sheets provide space for including function texts
- Labeling service: Phoenix Contact can custom-label all UniCard markers in accordance with your requirements

Notes:

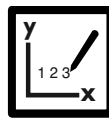
An overview of markable terminal blocks can be found on page 140 onwards.

¹⁾ For ordering example, see page 359.

Can be printed with:



UV LED technology



Plotter

PRINTED
FOR YOU



96 markers for a terminal block width of 5 mm

General data

Can be printed with:	
Number of individual labels	
Number of individual labels per strip	
Material	
Inflammability class according to UL 94	
Temperature range	[°C]
Wipe resistance	
Components	

Technical data

BLUEMARK CLED • BLUEMARK LED • CMS-P1-PLOTTER
96
12
PA
V2
-40 ... 120
DIN EN 61010-1 (VDE 0411-1)
free from silicone and halogen

Description	Color
UniCard, for labeling terminal block brands from other companies	
	white
	red
	orange
	yellow
	blue
	green
	white
With offset foot, see pictogram product photo	
UniCard, for labeling terminal block brands from other companies, labeled acc. to customer specifications ¹⁾	
	white
	red
	orange
	yellow
	blue
	green
	white
With offset foot, see pictogram product photo	

Ordering data

Type	Order No.	Pcs. / Pkt.
UC1-TM 5	0821784	10
UC1-TM 5 RD	0828185	10
UC1-TM 5 OG	0828186	10
UC1-TM 5 YE	0828187	10
UC1-TM 5 BU	0828188	10
UC1-TM 5 GN	0828189	10
UC1-TM 5 CUS	0824507	1
UC1-TM 5 RD CUS	0828318	1
UC1-TM 5 OG CUS	0828319	1
UC1-TM 5 YE CUS	0828320	1
UC1-TM 5 BU CUS	0828321	1
UC1-TM 5 GN CUS	0828322	1

Magazine, for CMS-P1-PLOTTER

Accessories

P1 UC-MAG 5	5146118	1
-------------	---------	---



96 markers for a terminal block width of 5 mm, with an offset foot

80 markers for a terminal block width of 6 mm

64 markers for a terminal block width of 8 mm

Technical data
BLUEMARK CLED • BLUEMARK LED • CMS-P1-PLOTTER 96 12 PA V2 -40 ... 120 DIN EN 61010-1 (VDE 0411-1) free from silicone and halogen

Technical data
BLUEMARK CLED • BLUEMARK LED • CMS-P1-PLOTTER 80 10 PA V2 -40 ... 120 DIN EN 61010-1 (VDE 0411-1) free from silicone and halogen

Technical data
BLUEMARK CLED • BLUEMARK LED • CMS-P1-PLOTTER 64 8 PA V2 -40 ... 120 DIN EN 61010-1 (VDE 0411-1) free from silicone and halogen

Ordering data		
Type	Order No.	Pcs. / Pkt.

Ordering data		
Type	Order No.	Pcs. / Pkt.

Ordering data		
Type	Order No.	Pcs. / Pkt.

UC1U-TM 5	0821302	10
UC1U-TM 5 CUS	0824521	1

UC1-TM 6	0821247	10
UC1-TM 6 RD	0828190	10
UC1-TM 6 OG	0828191	10
UC1-TM 6 YE	0828192	10
UC1-TM 6 BU	0828193	10
UC1-TM 6 GN	0828194	10
UC1-TM 6 CUS	0824509	1
UC1-TM 6 RD CUS	0828323	1
UC1-TM 6 OG CUS	0828324	1
UC1-TM 6 YE CUS	0828325	1
UC1-TM 6 BU CUS	0828326	1
UC1-TM 6 GN CUS	0828327	1

UC1-TM 8	0821739	10
UC1-TM 8 RD	0828195	10
UC1-TM 8 OG	0828196	10
UC1-TM 8 YE	0828197	10
UC1-TM 8 BU	0828198	10
UC1-TM 8 GN	0828199	10
UC1-TM 8 CUS	0824511	1
UC1-TM 8 RD CUS	0828328	1
UC1-TM 8 OG CUS	0828329	1
UC1-TM 8 YE CUS	0828330	1
UC1-TM 8 BU CUS	0828331	1
UC1-TM 8 GN CUS	0828332	1

Accessories		
P1 UC-MAG 5	5146118	1

Accessories		
P1 UC-MAG 5	5146118	1

Accessories		
P1 UC-MAG 5	5146118	1

Terminal marking

UniCard marking for terminal blocks from other manufacturers with a flat marker groove



- The UC1-TMF ... UniCard labeling range includes markers for Weidmüller, Wago, ABB (entrelec), Conta-Clip, and Klemmsan terminal blocks
- The markers, which are supplied in uniform sheets, can be printed onto quickly and easily using the BLUEMARK CLED
- The multi-section marking strips are easy to fit and can be easily separated if required
- The markers support multiline labeling
- The sheets provide space for including function texts
- Labeling service: Phoenix Contact can custom-label all UniCard markers in accordance with your requirements

Notes:

An overview of markable terminal blocks can be found on page 140 onwards.

¹⁾ For ordering example, see page 359.

Can be printed with:



UV LED technology



Plotter

PRINTED
FOR YOU



120 markers for a terminal block width of 4 mm

General data

Can be printed with:	
Number of individual labels	120
Number of individual labels per strip	15
Material	PA
Inflammability class according to UL 94	V2
Temperature range	-40 ... 120 [°C]
Wipe resistance	DIN EN 61010-1 (VDE 0411-1)
Components	free from silicone and halogen

Technical data

BLUEMARK CLED • BLUEMARK LED • CMS-P1-PLOTTER
120
15
PA
V2
-40 ... 120
DIN EN 61010-1 (VDE 0411-1)
free from silicone and halogen

Description	Color
UniCard, for labeling terminal block brands from other companies	
	white
	red
	orange
	yellow
	blue
	green
UniCard, for labeling terminal block brands from other companies, labeled acc. to customer specifications ¹⁾	
	white
	red
	orange
	yellow
	blue
	green

Ordering data

Type	Order No.	Pcs. / Pkt.
UC1-TMF 4	0821360	10
UC1-TMF 4 RD	0828200	10
UC1-TMF 4 OG	0828201	10
UC1-TMF 4 YE	0828202	10
UC1-TMF 4 BU	0828203	10
UC1-TMF 4 GN	0828204	10
UC1-TMF 4 CUS	0824513	1
UC1-TMF 4 RD CUS	0828333	1
UC1-TMF 4 OG CUS	0828334	1
UC1-TMF 4 YE CUS	0828335	1
UC1-TMF 4 BU CUS	0828336	1
UC1-TMF 4 GN CUS	0828337	1

Magazine, for CMS-P1-PLOTTER

Accessories

P1 UC-MAG 4	5146105	1
-------------	---------	---

PRINTED
FOR YOU



PRINTED
FOR YOU



PRINTED
FOR YOU



96 markers for a terminal block width of 5 mm

80 markers for a terminal block width of 6 mm

64 markers for a terminal block width of 8 mm

Technical data
BLUEMARK CLED • BLUEMARK LED • CMS-P1-PLOTTER
96
12
PA
V2
-40 ... 120
DIN EN 61010-1 (VDE 0411-1)
free from silicone and halogen

Technical data
BLUEMARK CLED • BLUEMARK LED • CMS-P1-PLOTTER
80
10
PA
V2
-40 ... 120
DIN EN 61010-1 (VDE 0411-1)
free from silicone and halogen

Technical data
BLUEMARK CLED • BLUEMARK LED • CMS-P1-PLOTTER
64
8
PA
V2
-40 ... 120
DIN EN 61010-1 (VDE 0411-1)
free from silicone and halogen

Ordering data		
Type	Order No.	Pcs. / Pkt.
UC1-TMF 5	0821425	10
UC1-TMF 5 RD	0828205	10
UC1-TMF 5 OG	0828206	10
UC1-TMF 5 YE	0828127	10
UC1-TMF 5 BU	0828207	10
UC1-TMF 5 GN	0828208	10
UC1-TMF 5 CUS	0824515	1
UC1-TMF 5 RD CUS	0828338	1
UC1-TMF 5 OG CUS	0828339	1
UC1-TMF 5 YE CUS	0828340	1
UC1-TMF 5 BU CUS	0828341	1
UC1-TMF 5 GN CUS	0828342	1

Ordering data		
Type	Order No.	Pcs. / Pkt.
UC1-TMF 6	0821483	10
UC1-TMF 6 RD	0828209	10
UC1-TMF 6 OG	0828210	10
UC1-TMF 6 YE	0828211	10
UC1-TMF 6 BU	0828212	10
UC1-TMF 6 GN	0828213	10
UC1-TMF 6 CUS	0824517	1
UC1-TMF 6 RD CUS	0828343	1
UC1-TMF 6 OG CUS	0828344	1
UC1-TMF 6 YE CUS	0828345	1
UC1-TMF 6 BU CUS	0828346	1
UC1-TMF 6 GN CUS	0828347	1

Ordering data		
Type	Order No.	Pcs. / Pkt.
UC1-TMF 8	0821548	10
UC1-TMF 8 RD	0828214	10
UC1-TMF 8 OG	0828215	10
UC1-TMF 8 YE	0828216	10
UC1-TMF 8 BU	0828217	10
UC1-TMF 8 GN	0828218	10
UC1-TMF 8 CUS	0824519	1
UC1-TMF 8 RD CUS	0828348	1
UC1-TMF 8 OG CUS	0828349	1
UC1-TMF 8 YE CUS	0828350	1
UC1-TMF 8 BU CUS	0828351	1
UC1-TMF 8 GN CUS	0828352	1

Accessories		
P1 UC-MAG 4	5146105	1

Accessories		
P1 UC-MAG 4	5146105	1

Accessories		
P1 UC-MAG 4	5146105	1

Terminal marking

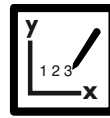
UniCard marking for terminal blocks from other manufacturers with a tall marker groove



Can be printed with:



UV LED technology



Plotter



120 markers for a terminal block width of 4 mm

- The UC2-TM ... UniCard labeling range includes markers for Wago terminal blocks
- The markers, which are supplied in uniform sheets, can be printed onto quickly and easily using the BLUEMARK CLED
- The multi-section marking strips are easy to fit and can be easily separated if required
- The markers support multiline labeling
- The sheets provide space for including function texts
- Labeling service: Phoenix Contact can custom-label all UniCard markers in accordance with your requirements

Notes:

An overview of markable terminal blocks can be found on page 140 onwards.

¹⁾ For ordering example, see page 359.

General data

Can be printed with:	
Number of individual labels	120
Number of individual labels per strip	15
Material	PA
Inflammability class according to UL 94	V2
Temperature range	-40 ... 120 [°C]
Wipe resistance	DIN EN 61010-1 (VDE 0411-1)
Components	free from silicone and halogen

Technical data

BLUEMARK CLED • BLUEMARK LED • CMS-P1-PLOTTER
120
15
PA
V2
-40 ... 120
DIN EN 61010-1 (VDE 0411-1)
free from silicone and halogen

Description	Color
UniCard, for labeling terminal block brands from other companies	white
UniCard, for labeling terminal block brands from other companies, labeled acc. to customer specifications ¹⁾	white white white white

Ordering data

Type	Order No.	Pcs. / Pkt.
UC2-TM 4	0821713	10
UC2-TM 4 CUS	0824533	1

Magazine, for CMS-P1-PLOTTER

Accessories

P1 UC-MAG 5	5146118	1
-------------	---------	---

PRINTED
FOR YOU



PRINTED
FOR YOU



PRINTED
FOR YOU



96 markers for a terminal block width of 5 mm

80 markers for a terminal block width of 6 mm

64 markers for a terminal block width of 8 mm

Technical data
BLUEMARK CLED • BLUEMARK LED • CMS-P1-PLOTTER 96 12 PA V2 -40 ... 120 DIN EN 61010-1 (VDE 0411-1) free from silicone and halogen

Technical data
BLUEMARK CLED • BLUEMARK LED • CMS-P1-PLOTTER 80 10 PA V2 -40 ... 120 DIN EN 61010-1 (VDE 0411-1) free from silicone and halogen

Technical data
BLUEMARK CLED • BLUEMARK LED • CMS-P1-PLOTTER 64 8 PA V2 -40 ... 120 DIN EN 61010-1 (VDE 0411-1) free from silicone and halogen

Ordering data		
Type	Order No.	Pcs. / Pkt.
UC2-TM 5	0821690	10
UC2-TM 5 CUS	0824535	1

Ordering data		
Type	Order No.	Pcs. / Pkt.
UC2-TM 6	0821674	10
UC2-TM 6 CUS	0824537	1

Ordering data		
Type	Order No.	Pcs. / Pkt.
UC2-TM 8	0821755	10
UC2-TM 8 CUS	0824539	1

Accessories		
P1 UC-MAG 5	5146118	1

Accessories		
P1 UC-MAG 5	5146118	1

Accessories		
P1 UC-MAG 5	5146118	1

Terminal marking

UniCard marking for terminal blocks from other manufacturers with a flat marker groove



Can be printed with:



UV LED technology



Plotter



120 markers for a terminal block width of 4 mm

- The UC2F-TM ... UniCard labeling range includes markers for ABB (entrelec) terminal blocks
- The markers, which are supplied in uniform sheets, can be printed onto quickly and easily using the BLUEMARK CLED
- The multi-section marking strips are easy to fit and can be easily separated if required
- The markers support multiline labeling
- The sheets provide space for including function texts
- Labeling service: Phoenix Contact can custom-label all UniCard markers in accordance with your requirements

Notes:
An overview of markable terminal blocks can be found on page 140 onwards.
¹⁾ For ordering example, see page 359.

General data	
Can be printed with:	
Number of individual labels	
Number of individual labels per strip	
Material	
Inflammability class according to UL 94	
Temperature range	[°C]
Wipe resistance	
Components	

Technical data
BLUEMARK CLED • BLUEMARK LED • CMS-P1-PLOTTER
120
15
PA
V2
-40 ... 120
DIN EN 61010-1 (VDE 0411-1)
free from silicone and halogen

Description	Color
UniCard, for labeling terminal block brands from other companies	white
UniCard, for labeling terminal block brands from other companies, labeled acc. to customer specifications ¹⁾	white

Ordering data		
Type	Order No.	Pcs. / Pkt.
UC2F-TM 4	0822178	10
UC2F-TM 4 CUS	0824525	1

Magazine, for CMS-P1-PLOTTER

Accessories		
P1 UC-MAG 4	5146105	1

PRINTED
FOR YOU



PRINTED
FOR YOU



PRINTED
FOR YOU



96 markers for a terminal block width of 5 mm

80 markers for a terminal block width of 6 mm

64 markers for a terminal block width of 8 mm

Technical data
BLUEMARK CLED • BLUEMARK LED • CMS-P1-PLOTTER 96 12 PA V2 -40 ... 120 DIN EN 61010-1 (VDE 0411-1) free from silicone and halogen

Technical data
BLUEMARK CLED • BLUEMARK LED • CMS-P1-PLOTTER 80 10 PA V2 -40 ... 120 DIN EN 61010-1 (VDE 0411-1) free from silicone and halogen

Technical data
BLUEMARK CLED • BLUEMARK LED • CMS-P1-PLOTTER 64 8 PA V2 -40 ... 120 DIN EN 61010-1 (VDE 0411-1) free from silicone and halogen

Ordering data		
Type	Order No.	Pcs. / Pkt.
UC2F-TM 5	0822181	10
UC2F-TM 5 CUS	0824527	1

Ordering data		
Type	Order No.	Pcs. / Pkt.
UC2F-TM 6	0822194	10
UC2F-TM 6 CUS	0824529	1

Ordering data		
Type	Order No.	Pcs. / Pkt.
UC2F-TM 8	0822204	10
UC2F-TM 8 CUS	0824531	1

Accessories		
P1 UC-MAG 4	5146105	1

Accessories		
P1 UC-MAG 4	5146105	1

Accessories		
P1 UC-MAG 4	5146105	1

Terminal marking

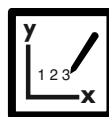
UniCard marking for terminal blocks from other manufacturers with a tall marker groove



Can be printed with:



UV LED technology



Plotter

PRINTED
FOR YOU



96 markers for a terminal block width of 5 mm

- The UC3-TM ... UniCard labeling range includes markers for Wieland and Legrand terminal blocks
- The markers, which are supplied in uniform sheets, can be printed onto quickly and easily using the BLUEMARK CLED
- The multi-section marking strips are easy to fit and can be easily separated if required
- The markers support multiline labeling
- The sheets provide space for including function texts
- Labeling service: Phoenix Contact can custom-label all UniCard markers in accordance with your requirements

General data

Can be printed with:	
Number of individual labels	
Number of individual labels per strip	
Material	
Inflammability class according to UL 94	
Temperature range	[°C]
Wipe resistance	
Components	

Technical data

BLUEMARK CLED • BLUEMARK LED • CMS-P1-PLOTTER
96
12
PA
V2
-40 ... 120
DIN EN 61010-1 (VDE 0411-1)
free from silicone and halogen

Description	Color
UniCard, for labeling terminal block brands from other companies	white
UniCard, for labeling terminal block brands from other companies, labeled acc. to customer specifications ¹⁾	white

Ordering data

Type	Order No.	Pcs. / Pkt.
UC3-TM 5	0822369	10
UC3-TM 5 CUS	0826888	1

Accessories

P1 UC-MAG 1	5146079	1
-------------	---------	---

Notes:

An overview of markable terminal blocks can be found on page 140 onwards.

¹⁾ For ordering example, see page 359.

Magazine, for CMS-P1-PLOTTER



80 markers for a terminal block width of 6 mm

64 markers for a terminal block width of 8 mm

Technical data
BLUEMARK CLED • BLUEMARK LED • CMS-P1-PLOTTER 80 10 PA V2 -40 ... 120 DIN EN 61010-1 (VDE 0411-1) free from silicone and halogen

Technical data
BLUEMARK CLED • BLUEMARK LED • CMS-P1-PLOTTER 64 8 PA V2 -40 ... 120 DIN EN 61010-1 (VDE 0411-1) free from silicone and halogen

Ordering data		
Type	Order No.	Pcs. / Pkt.
UC3-TM 6	0822385	10
UC3-TM 6 CUS	0826889	1

Ordering data		
Type	Order No.	Pcs. / Pkt.
UC3-TM 8	0822408	10
UC3-TM 8 CUS	0826890	1

Accessories		
P1 UC-MAG 1	5146079	1

Accessories		
P1 UC-MAG 1	5146079	1

Terminal marking

UniCard marking for terminal blocks from other manufacturers with a tall marker groove

- The UCT1-TM ... UniCard labeling range includes markers for Weidmüller, Conta-Clip, and Klemmsan terminal blocks
- Labeling service: Phoenix Contact can custom-label all UniCard markers in accordance with your requirements



72 markers for a terminal block width of 5 mm



60 markers for a terminal block width of 6 mm

Notes:
An overview of markable terminal blocks can be found on page 140 onwards.
1) For ordering example, see page 359.

		Technical data			Technical data		
General data		THERMOMARK CARD PLUS • THERMOMARK CARD • BLUEMARK CLED • BLUEMARK LED			THERMOMARK CARD PLUS • THERMOMARK CARD • BLUEMARK CLED • BLUEMARK LED		
Can be printed with:		72			60		
Number of individual labels		12			10		
Number of individual labels per strip		PC			PC		
Material		V0			V0		
Inflammability class according to UL 94		-40 ... 120			-40 ... 120		
Temperature range		DIN EN 61010-1 (VDE 0411-1)			DIN EN 61010-1 (VDE 0411-1)		
Wipe resistance		free from silicone and halogen			free from silicone and halogen		
Components							
		Ordering data			Ordering data		
Description	Color	Type	Order No.	Pcs. / Pkt.	Type	Order No.	Pcs. / Pkt.
UniCard, for labeling terminal block brands from other companies							
	white	UCT1-TM 5	0829482	10	UCT1-TM 6	0829483	10
	red	UCT1-TM 5 RD	0829226	10	UCT1-TM 6 RD	0829232	10
	orange	UCT1-TM 5 OG	0829227	10	UCT1-TM 6 OG	0829233	10
	yellow	UCT1-TM 5 YE	0829228	10	UCT1-TM 6 YE	0829234	10
	blue	UCT1-TM 5 BU	0829229	10	UCT1-TM 6 BU	0829235	10
	green	UCT1-TM 5 GN	0829230	10	UCT1-TM 6 GN	0829236	10
UniCard, for labeling terminal block brands from other companies, labeled acc. to customer specifications¹⁾							
	white	UCT1-TM 5 CUS	0829700	1	UCT1-TM 6 CUS	0829706	1
	red	UCT1-TM 5 RD CUS	0829701	1	UCT1-TM 6 RD CUS	0829707	1
	orange	UCT1-TM 5 OG CUS	0829702	1	UCT1-TM 6 OG CUS	0829708	1
	yellow	UCT1-TM 5 YE CUS	0829703	1	UCT1-TM 6 YE CUS	0829709	1
	blue	UCT1-TM 5 BU CUS	0829704	1	UCT1-TM 6 BU CUS	0829710	1
	green	UCT1-TM 5 GN CUS	0829705	1	UCT1-TM 6 GN CUS	0829711	1
		Accessories			Accessories		
Magazine, for THERMOMARK CARD ... for accommodating: UCT-TM ..., UCT1-TM ..., UCT5-TM ..., UCT-EM (5X10), UCT-EM (6X10)		THERMOMARK CARD-UCT-MAG1	5146480	1	THERMOMARK CARD-UCT-MAG1	5146480	1

UniCard marking for terminal blocks from other manufacturers with a flat marker groove

- The UCT1-TMF ... UniCard marking range includes markers for Weidmüller, Wago, ABB (entrelec), Conta-Clip, and Klemmsan terminal blocks
- Labeling service: Phoenix Contact can custom-label all UniCard markers in accordance with your requirements



72 markers for a terminal block width of 5 mm



60 markers for a terminal block width of 6 mm

Notes:
An overview of markable terminal blocks can be found on page 140 onwards.
1) For ordering example, see page 359.

		Technical data			Technical data		
General data		THERMOMARK CARD PLUS • THERMOMARK CARD • BLUEMARK CLED • BLUEMARK LED			THERMOMARK CARD PLUS • THERMOMARK CARD • BLUEMARK CLED • BLUEMARK LED		
Can be printed with:		72			60		
Number of individual labels		12			10		
Number of individual labels per strip		PC			PC		
Material		V0			V0		
Inflammability class according to UL 94		-40 ... 120			-40 ... 120		
Temperature range		DIN EN 61010-1 (VDE 0411-1)			DIN EN 61010-1 (VDE 0411-1)		
Wipe resistance		free from silicone and halogen			free from silicone and halogen		
Components							
		Ordering data			Ordering data		
Description	Color	Type	Order No.	Pcs. / Pkt.	Type	Order No.	Pcs. / Pkt.
UniCard, for labeling terminal block brands from other companies							
	white	UCT1-TMF 5	0829237	10	UCT1-TMF 6	0829243	10
	red	UCT1-TMF 5 RD	0829238	10	UCT1-TMF 6 RD	0829244	10
	orange	UCT1-TMF 5 OG	0829239	10	UCT1-TMF 6 OG	0829245	10
	yellow	UCT1-TMF 5 YE	0829240	10	UCT1-TMF 6 YE	0829246	10
	blue	UCT1-TMF 5 BU	0829241	10	UCT1-TMF 6 BU	0829247	10
	green	UCT1-TMF 5 GN	0829242	10	UCT1-TMF 6 GN	0829248	10
UniCard, for labeling terminal block brands from other companies, labeled acc. to customer specifications¹⁾							
	white	UCT1-TMF 5 CUS	0829718	1	UCT1-TMF 6 CUS	0829724	1
	red	UCT1-TMF 5 RD CUS	0829719	1	UCT1-TMF 6 RD CUS	0829725	1
	orange	UCT1-TMF 5 OG CUS	0829720	1	UCT1-TMF 6 OG CUS	0829726	1
	yellow	UCT1-TMF 5 YE CUS	0829721	1	UCT1-TMF 6 YE CUS	0829727	1
	blue	UCT1-TMF 5 BU CUS	0829722	1	UCT1-TMF 6 BU CUS	0829728	1
	green	UCT1-TMF 5 GN CUS	0829723	1	UCT1-TMF 6 GN CUS	0829729	1
		Accessories			Accessories		
Plastic magazine, for THERMOMARK CARD ..., for accommodating: UCT1-TMF...		THERMOMARK CARD-UCT-MAG4	5146614	1	THERMOMARK CARD-UCT-MAG4	5146614	1

Terminal marking

UniCard marking for terminal blocks from other manufacturers with a tall marker groove



- The UCT2-TM 5/6 UniCard markers are suitable for Wago terminal blocks
- The markers, which are supplied in uniform sheets, can be printed onto quickly, easily, and precisely using the THERMOMARK CARD and BLUEMARK CLED
- The multi-section marking strips are easy to fit and can be easily separated if required
- The markers support multiline labeling
- The sheets provide space for including function texts
- Labeling service: Phoenix Contact can custom-label all UniCard markers in accordance with your requirements

Notes:

An overview of markable terminal blocks can be found on page 140 onwards.

1) For ordering example, see page 359.

Can be printed with:



Thermal transfer for sheets and cards



UV LED technology



72 markers for a terminal block width of 5 to 6 mm

General data

Can be printed with:

Number of individual labels	
Number of individual labels per strip	
Material	
Inflammability class according to UL 94	
Temperature range	[°C]
Wipe resistance	
Components	

Technical data

THERMOMARK CARD PLUS • THERMOMARK CARD • BLUEMARK CLED • BLUEMARK LED
72
12
PC
V0
-40 ... 120
DIN EN 61010-1 (VDE 0411-1)
free from silicone and halogen

Description	Color
UniCard, for labeling terminal block brands from other companies	white
UniCard, for labeling terminal block brands from other companies, labeled acc. to customer specifications ¹⁾	white

Plastic magazine, for THERMOMARK CARD ..., for accommodating: UCT2-TM ...

Ordering data

Type	Order No.	Pcs. / Pkt.
UCT2-TM 5/6	0829249	10
UCT2-TM 5/6 CUS	0829250	1

Accessories

THERMOMARK CARD-UCT-MAG5	5146615	1
--------------------------	---------	---

UniCard marking for terminal blocks from other manufacturers with a tall marker groove

- The UCT3-TM ... UniCard labeling range includes markers for Wieland and Legrand terminal blocks
- Labeling service: Phoenix Contact can custom-label all UniCard markers in accordance with your requirements



72 markers for a terminal block width of 5 mm

60 markers for a terminal block width of 6 mm

Notes:
An overview of markable terminal blocks can be found on page 140 onwards.
¹⁾ For ordering example, see page 359.

		Technical data			Technical data		
General data		THERMOMARK CARD PLUS • THERMOMARK CARD • BLUEMARK CLED • BLUEMARK LED			THERMOMARK CARD PLUS • THERMOMARK CARD • BLUEMARK CLED • BLUEMARK LED		
Can be printed with:		72			60		
Number of individual labels		12			10		
Number of individual labels per strip		PC			PC		
Material		V0			V0		
Inflammability class according to UL 94		-40 ... 120			-40 ... 120		
Temperature range		DIN EN 61010-1 (VDE 0411-1)			DIN EN 61010-1 (VDE 0411-1)		
Wipe resistance		free from silicone and halogen			free from silicone and halogen		
Components							
		Ordering data			Ordering data		
Description	Color	Type	Order No.	Pcs. / Pkt.	Type	Order No.	Pcs. / Pkt.
UniCard, for labeling terminal block brands from other companies	white	UCT3-TM 5	0829251	10	UCT3-TM 6	0829252	10
UniCard, for labeling terminal block brands from other companies, labeled acc. to customer specifications ¹⁾	white	UCT3-TM 5 CUS	0829955	1	UCT3-TM 6 CUS	0829956	1
		Accessories			Accessories		
Magazine, for THERMOMARK CARD ..., for accommodating: UCT3-TM ...		THERMOMARK CARD-UCT-MAG6	5146616	1	THERMOMARK CARD-UCT-MAG6	5146616	1

Terminal marking

UniCard marking for terminal blocks from other manufacturers with a tall marker groove



- The UCT5-TM ... UniCard labeling range includes markers for Cabur terminal blocks
- The markers, which are supplied in uniform sheets, can be printed onto quickly, easily, and precisely using the THERMOMARK CARD and BLUEMARK CLED
- The multi-section marking strips are easy to fit and can be easily separated if required
- The markers support multiline labeling
- The sheets provide space for including function texts
- Labeling service: Phoenix Contact can custom-label all UniCard markers in accordance with your requirements

Notes:

An overview of markable terminal blocks can be found on page 140 onwards.

¹⁾ For ordering example, see page 359.

Can be printed with:



Thermal transfer for sheets and cards



UV LED technology



66 markers for a terminal block width of 5 mm

General data

Can be printed with:

Number of individual labels	
Number of individual labels per strip	
Material	
Inflammability class according to UL 94	
Temperature range	[°C]
Wipe resistance	
Components	

Technical data

THERMOMARK CARD PLUS • THERMOMARK CARD • BLUEMARK CLED • BLUEMARK LED
66
11
PC
V0
-40 ... 120
DIN EN 61010-1 (VDE 0411-1)
free from silicone and halogen

Description	Color
UniCard, for labeling terminal block brands from other companies	white
UniCard, for labeling terminal block brands from other companies, labeled acc. to customer specifications ¹⁾	white

Magazine, for THERMOMARK CARD ... for accommodating: UCT-TM ..., UCT1-TM ..., UCT5-TM ..., UCT-EM (5X10), UCT-EM (6X10)

Ordering data

Type	Order No.	Pcs. / Pkt.
UCT5-TM 5	0828750	10
UCT5-TM 5 CUS	0829742	1

Accessories

THERMOMARK CARD-UCT-MAG1	5146480	1
--------------------------	---------	---

PRINTED
FOR YOU



54 markers for a terminal block width of 6 mm

Technical data

THERMOMARK CARD PLUS • THERMOMARK CARD •
 BLUEMARK CLED • BLUEMARK LED
 54
 9
 PC
 V0
 -40 ... 120
 DIN EN 61010-1 (VDE 0411-1)
 free from silicone and halogen

Ordering data

Type	Order No.	Pcs. / Pkt.
UCT5-TM 6	0828752	10
UCT5-TM 6 CUS	0829743	1

Accessories

THERMOMARK CARD-UCT-MAG1	5146480	1
--------------------------	---------	---

Terminal marking

UniCard marking for terminal blocks from other manufacturers with a flat marker groove



- The UniCard UCT6M ... labeling range includes markers for ABB terminal blocks
- The markers, which are supplied in uniform sheets, can be marked quickly, precisely, and easily
- The multi-section marking strips are easy to fit and can be easily separated if required
- Labeling service: Phoenix Contact can custom-label all UniCard markers in accordance with your requirements

Notes:

An overview of markable terminal blocks can be found on page 140 onwards.

¹⁾ For ordering example, see page 359.

Can be printed with:



Thermal transfer for sheets and cards



UV LED technology



72 markers for a terminal block width of 5.2 mm

N

General data

Can be printed with:

Number of individual labels	
Number of individual labels per strip	
Material	
Inflammability class according to UL 94	
Temperature range	[°C]
Wipe resistance	
Components	

Technical data

THERMOMARK CARD PLUS • THERMOMARK CARD • BLUEMARK CLED • BLUEMARK LED
72
12
PC
V0
-40 ... 120
DIN EN 61010-1 (VDE 0411-1)
Free from silicone, halogen and cadmium

Description	Color
UniCard, for labeling terminal block brands from other companies	white
UniCard, for labeling terminal block brands from other companies, labeled acc. to customer specifications ¹⁾	white

Ordering data

Type	Order No.	Pcs. / Pkt.
UCT6M-TM 5	0830756	10
UCT6M-TM 5 CUS	0830762	1

Accessories

Magazine, for THERMOMARK CARD ... for accommodating: UCT-TM ..., UCT1-TM ..., UCT5-TM ..., UCT-EM (5X10), UCT-EM (6X10)

Type	Order No.	Pcs. / Pkt.
THERMOMARK CARD-UCT-MAG1	5146480	1

N

N



60 markers for a terminal block width of 6.2 mm

42 markers for a terminal block width of 8.2 mm

Technical data

THERMOMARK CARD PLUS • THERMOMARK CARD • BLUEMARK CLED • BLUEMARK LED
 60
 10
 PC
 V0
 -40 ... 120
 DIN EN 61010-1 (VDE 0411-1)
 Free from silicone, halogen and cadmium

Technical data

THERMOMARK CARD PLUS • THERMOMARK CARD • BLUEMARK CLED • BLUEMARK LED
 42
 7
 PC
 V0
 -40 ... 120
 DIN EN 61010-1 (VDE 0411-1)
 Free from silicone, halogen and cadmium

Ordering data

Type	Order No.	Pcs. / Pkt.
UCT6M-TM 6	0830757	10
UCT6M-TM 6 CUS	0830763	1

Ordering data

Type	Order No.	Pcs. / Pkt.
UCT6M-TM 8	0830758	10
UCT6M-TM 8 CUS	0830764	1

Accessories

THERMOMARK CARD-UCT-MAG1	5146480	1
--------------------------	---------	---

Accessories

THERMOMARK CARD-UCT-MAG1	5146480	1
--------------------------	---------	---

Terminal marking

UniCard marking for terminal blocks from other manufacturers with a tall marker groove



Can be printed with:



Thermal transfer for sheets and cards



UV LED technology



72 markers for a terminal block width of 5.2 mm

N

- The UniCard UCT6R-TM ... labeling range includes markers for ABB terminal blocks
- The markers, which are supplied in uniform sheets, can be marked quickly, precisely, and easily
- The multi-section marking strips are easy to fit and can be easily separated if required
- Labeling service: Phoenix Contact can custom-label all UniCard markers in accordance with your requirements

Notes:
An overview of markable terminal blocks can be found on page 140 onwards.
1) For ordering example, see page 359.

General data	
Can be printed with:	
Number of individual labels	72
Number of individual labels per strip	12
Material	PC
Inflammability class according to UL 94	V0
Temperature range	-40 ... 120
Wipe resistance	DIN EN 61010-1 (VDE 0411-1)
Components	Free from silicone, halogen and cadmium

Technical data	
THERMOMARK CARD PLUS • THERMOMARK CARD • BLUEMARK CLED • BLUEMARK LED	
72	
12	
PC	
V0	
-40 ... 120	
DIN EN 61010-1 (VDE 0411-1)	
Free from silicone, halogen and cadmium	

Description	Color
UniCard, for labeling terminal block brands from other companies	white
UniCard, for labeling terminal block brands from other companies, labeled acc. to customer specifications ¹⁾	white

Ordering data		
Type	Order No.	Pcs. / Pkt.
UCT6R-TM 5	0830753	10
UCT6R-TM 5 CUS	0830759	1

Magazine, for THERMOMARK CARD ...
for accommodating: UCT-TM ..., UCT1-TM ..., UCT5-TM ..., UCT-EM (5X10), UCT-EM (6X10)

Accessories		
Type	Order No.	Pcs. / Pkt.
THERMOMARK CARD-UCT-MAG1	5146480	1

N


N

PRINTED
FOR YOU

PRINTED
FOR YOU



60 markers for a terminal block width of 6.2 mm



42 markers for a terminal block width of 8.2 mm

Technical data

THERMOMARK CARD PLUS • THERMOMARK CARD •
 BLUEMARK CLED • BLUEMARK LED
 60
 10
 PC
 V0
 -40 ... 120
 DIN EN 61010-1 (VDE 0411-1)
 Free from silicone, halogen and cadmium

Technical data

THERMOMARK CARD PLUS • THERMOMARK CARD •
 BLUEMARK CLED • BLUEMARK LED
 42
 7
 PC
 V0
 -40 ... 120
 DIN EN 61010-1 (VDE 0411-1)
 Free from silicone, halogen and cadmium

Ordering data

Type	Order No.	Pcs. / Pkt.
UCT6R-TM 6	0830754	10
UCT6R-TM 6 CUS	0830760	1

Ordering data

Type	Order No.	Pcs. / Pkt.
UCT6R-TM 8	0830755	10
UCT6R-TM 8 CUS	0830761	1

Accessories

THERMOMARK CARD-UCT-MAG1	5146480	1
--------------------------	---------	---

Accessories

THERMOMARK CARD-UCT-MAG1	5146480	1
--------------------------	---------	---

Terminal marking

UniSheet marking for terminal blocks from other manufacturers

Can be printed with:



Thermal transfer for sheets and cards



12 strips with a strip width of 104 mm

- The US2-TM 100 UniSheet markers are suitable for Wago terminal blocks
- The markers, which are supplied as uniform cards, can be printed onto quickly, easily, and cost-effectively using the THERMOMARK CARD
- The perforated marking strips are easy to separate and can be easily fitted
- The cards provide space for including function texts
- Labeling service: Phoenix Contact can custom-label all UniSheet markers in accordance with your requirements

Notes:
An overview of markable terminal blocks can be found on page 140 onwards.
1) For ordering example, see page 359.

General data	
Can be printed with:	
Number of individual labels	12
Number of individual labels per strip	1
Material	PVC
Inflammability class according to UL 94	V0
Temperature range	-30 ... 70 [°C]
Wipe resistance	DIN EN 61010-1 (VDE 0411-1)
Components	Silicone-free

Technical data	
THERMOMARK CARD PLUS • THERMOMARK CARD	
12	
1	
PVC	
V0	
-30 ... 70	
DIN EN 61010-1 (VDE 0411-1)	
Silicone-free	

Description	Color
UniSheet, for labeling terminal blocks from other manufacturers with a Wago TopJob S terminal block groove, strip length of 104 mm	white
UniSheet, for labeling terminal blocks from other manufacturers with a Wago TopJob S terminal block groove, labeled acc. to customer specifications , strip length of 104 mm ¹⁾	white

Ordering data		
Type	Order No.	Pcs. / Pkt.
US2-TM 100	0829268	10
US2-TM 100 CUS	0829950	1

Magazine, for THERMOMARK CARD..., for accommodating all US-... materials
--

Accessories		
Type	Order No.	Pcs. / Pkt.
THERMOMARK CARD-US-MAG1	5146451	1

Marker strips, continuous, for terminal blocks from other manufacturers

- The TMT2 . . . markers are suitable for Wago terminal blocks
- The marker strips are automatically perforated and cut to the desired length
- The markers in the form of continuous rolls can be printed quickly, easily, and precisely with the THERMOMARK ROLL... printers

Can be printed with:



Thermal transfer for rolls



Marker with strip height of 11 mm, continuous

Notes:
An overview of markable terminal blocks can be found on page 140 onwards.
¹⁾ For ordering example, see page 359.

General data	
Can be printed with:	
Number of individual labels	
Number of individual labels per strip	
Material	
Inflammability class according to UL 94	
Temperature range	[°C]
Wipe resistance	
Components	







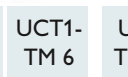

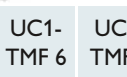






























































































































































Technical data	
THERMOMARK ROLL • THERMOMARK ROLL X1 • THERMOMARK X1.1 • THERMOMARK X1.2 • THERMOMARK S1.1	
	1
	1
	Polyester
	V0
	-40 ... 120
	DIN EN 61010-1 (VDE 0411-1)
	free from silicone and halogen

Description	Color
UniSheet, for marking terminal blocks from other manufacturers with a Wago TopJob S terminal block groove, strip height of 11 mm, continuous	white
UniSheet, for marking terminal blocks from other manufacturers with a Wago TopJob S terminal block groove, labeled according to customer specifications , strip height of 11 mm, continuous ¹⁾	white

Ordering data		
Type	Order No.	Pcs. / Pkt.
TMT2 (EX11)R	0802683	1
TMT2 (EX11)R CUS	0830811	1


Terminal marking







Terminal marking for Weidmüller

													
		UC1U-TM 5	UC1-TM 5	UC1-TM 6	UC1-TM 8	UCT1-TM 5	UCT1-TM 6	UC1-TMF 4	UC1-TMF 5	UC1-TMF 6	UC1-TMF 8	UCT1-TMF 5	UCT1-TMF 6
UniCard, white		0821302	0821784	0821247	0821739	0829482	0829483	0821360	0821425	0821483	0821548	0829237	0829243
	Pitch	5	5	6	8	5	6	4	5	6	8	5	6
Screw connection terminal blocks													
AKZ 1,5/AKZ 2,5	5												
AKZ 4/AKE 4	6												
DLD(A)2,5.../MAK 2,5/VLI 2,5	6												
SAK 10/16/35/95//EK 10/16/35	5												
SAK 2,5/4//EK 2,5/4	6												
SAKS.../SAK 6//EK 6	8												
WDK 2,5/4...	5												
WDL 2,5...	6												
WDT...	5												
WDU (WPE) 1,5/2,5...	5												
WDU (WPE) 4...	6												
WDU (WPE) 6-240...	8												
WF...	8												
WFF...	6												
WNT 2,5	5												
WNT 4	6												
WNT 6-WNT 70N	8												
WSI 4	6												
WSI 6	6												
WTL 4/6	6												
WTR 2,5...	5												
WTR 4...	6												

 The pitch of the terminal block corresponds to the width of the label

 The pitch of the terminal block is greater than the width of the label



													
		UC1U-TM 5	UC1-TM 5	UC1-TM 6	UC1-TM 8	UCT1-TM 5	UCT1-TM 6	UC1-TMF 4	UC1-TMF 5	UC1-TMF 6	UC1-TMF 8	UCT1-TMF 5	UCT1-TMF 6
UniCard, white		0821302	0821784	0821247	0821739	0829482	0829483	0821360	0821425	0821483	0821548	0829237	0829243
	Pitch	5	5	6	8	5	6	4	5	6	8	5	6

Spring-cage connection terminal blocks

ZDK 2,5 (PE).../ZDLD 2,5.../ZMAK 2,5	5												
ZDK 4 (PE)...	6												
ZDK 6/S	8												
ZDL 2,5/S.../ZDL 4/S...	5												
ZDT 2,5 (PE).../ZT (PE) 2,5.../ZP 2,5...	5												
ZDU (ZPE) 10...-ZDU (ZPE) 35/ZEI 16...	5												
ZDU (ZPE) 2,5...	5												
ZDU (ZPE) 4...	6												
ZDU (ZPE) 6.../ZEI 6	8												
ZNT 2,5/10/16/35...	5												
ZNT 4	6												
ZNT 6	8												
ZPV 1,5.../ZIA 1,5.../ZVL 1,5...	5												
ZSI 2,5.../ZSI 6...	5												
ZSI 6-2/FC	6												
ZT (PE) 4.../ZP 4...	6												
ZTD 6/ZTL 6	6												
ZTR 2,5.../ZDTR 2,5.../ZDL 2,5...	5												

IDC terminal blocks


IDU (IPE 1,5) N.../ITR 1,5 N.../IDK 1,5 N(PE)...	5												
IDU (IPE) 2,5 N.../ITR 2,5 N...	6												
IT 1,5.../IEK 1,5 N (PE).../IAK 1,5 N.../IIK 1,5 N...	5												

Push-in connection terminal blocks


PDL 4...	5												
PDU (PPE) 2,5/4.../PDK 2,5/4 (PE)...	5												
PDU (PPE) 6/10.../PDU (PPE) 16.../PEI 16...	8												
PNT 2,5/4	5												
PNT 6/10/16	8												

Terminal marking


Terminal marking for Wieland



		UC3-TM 5	UC3-TM 6	UC3-TM 8	UCT3-TM 5	UCT3-TM 6
UniCard, white		0822369	0822385	0822408	0829251	0829252
	Pitch	5	6	8	5	6
Screw connection terminal blocks						
9700 A/5...	5					
9700 A/6...	6					
9700 A/8...	8					
9700 A/10...	10					
9700 A/12...	12					
9700 A/16...	16					
9700 A/6 ETK...	6					
9700 A/8 ETK...	8					
9700 A/10 ETK...	10					
WK(M) 2,5...	5					
WK 4..., WKI 4..., WKM 4...	6					
WK 6...	8					
WKN 10..., WKI 10...	10					
WKN 16..., WKI 16...	12					
WKN 35..., WKI 35...	16					
WKN 70...	24					
WKN 70...	28					
9785 U/..., 9786 U/...	12					

 The pitch of the terminal block corresponds to the width of the label

 The pitch of the terminal block is greater than the width of the label







	UC-TM 4	UC-TMF 4	UCT-TM 4	UCT-TMF 4	UC3-TM 5	UC3-TM 6	UC3-TM 8	UCT3-TM 5	UCT3-TM 6	US-TMF 100
UniCard, white	0818111	0818166	0828732	0828742	0822369	0822385	0822408	0829251	0829252	0829260
Pitch	4	4	4	4	5	6	8	5	6	


Spring-cage connection terminal blocks										
WKF 1,5...	4									
WKF 1,5 KOI..., WKF 1,5 KOA...	5									
WK(I)F 2,5..., WKFN 2,5...	5									
WKF 4..., WKFN 4...	6									
WKF 6...	8									
WKF 10...	10									
WK(I)F 16...	12									
WKF 35...	16									

Fast connection terminal blocks										
WKC 1...	5									
WKC 2,5...	6									
WKF 16...WKC	12									





Terminal marking

Terminal marking for CONTA-CLIP

												
		UC1-TM 5	UC1-TM 6	UC1-TM 8	UCT1-TM 5	UCT1-TM 6	UC1-TMF 4	UC1-TMF 5	UC1-TMF 6	UCT1-TMF 5	UCT1-TMF 6	
UniCard, white		0821784	0821247	0821739	0829482	0829483	0821360	0821425	0821483	0821548	0829237	0829243
Pitch		5	6	8	5	6	4	5	6	8	5	6
Spring-cage connection terminal blocks												
Z(S)RK 2,5..., ZSL 2,5...	5											
ZRK 4..., ZSL 4...	6											
ZRK (ZSL) 6..., ZRK (ZSL) 10..., ZRK (ZSL) 16...	8											
ZRKD 2,5..., ZSLD 2,5...	5											
ZIKD 2,5..., ZVMAK 2,5...	5											
ZTRK 2,5...	5											
ZIZA 1,5...	5											
ZS...	5											
Push-in connection terminal blocks												
FRK 1,5.../FSL 1,5...	4											
FRK 2,5.../FSL 2,5...	5											
FRK 4.../FSL 2,5...	6											
FRKD 2,5.../FSLD 2,5...	5											
FDLIS 2,5...	5											
FTRK 2,5...	5											
HSK...	8											

 The pitch of the terminal block corresponds to the width of the label

 The pitch of the terminal block is greater than the width of the label

												
		UC1-TM 5	UC1-TM 6	UC1-TM 8	UCT1-TM 5	UCT1-TM 6	UC1-TMF 4	UC1-TMF 5	UC1-TMF 6	UC1-TMF 8	UCT1-TMF 5	UCT1-TMF 6
UniCard, white		0821784	0821247	0821739	0829482	0829483	0821360	0821425	0821483	0821548	0829237	0829243
Pitch		5	6	8	5	6	4	5	6	8	5	6
Screw connection terminal blocks												
RK 1,5-4...	6											
RK 2,5...	5											
RK 2,5-4...	6											
RK 6-10.../16.../35...	8											
RK 50...-RK 240...	8											
SL...	5											
RKD 2,5...	5											
RKD 4...	6											
DLI 2,5..., VMAK 2,5...	6											
IK (D) 2,5...	5											
TRK 1,5...	5											
TK.../STK...	8											
PTK...	8											
SIK 10...	8											
STK...	6											
SK...	8											
TSK 2,5	5											
FF.../SF...	6											
DLIS.../DLI...	6											
NT...	6											
RKA 2,5...	5											
RKA 4...	6											
RKA 10...	8											
RKB 4...	5											
KBL 2,5...	5											
KBL 2,5-4...	6											
KBL 6-10...	8											

Terminal marking

Terminal marking for ABB (entrelec)



		UCT6M-TM 5	UCT6M-TM 6	UCT6M-TM 8
UniCard, white		0830756	0830757	0830758
	Pitch	5	6	8
SNK series				
ZS4...	5.2			
ZS6...	6			
ZS10...	8			
ZS16...	10			
ZS35...	16			
ZS70...	22			
ZS95...	26			
ZS4-S-R...	6			
ZS4-S-R3...	8			
ZS4-S-T2-R...	6			
ZS4-SP-R...	6			
ZS4-SP-T2-R...	6			
ZS4-SF...	6			
ZS4-SF1...	8			
BAM3	10			
CS-R1	3			
TCS...	5.2			
PG5...	5.2			

The pitch of the terminal block corresponds to the width of the label

The pitch of the terminal block is greater than the width of the label



		UC2F-TM 5 UCT6R-TM 5	UC2F-TM 6 UCT6R-TM 6	UC2F-TM 8 UCT6R-TM 8	UC1-TMF 4	UC1-TMF 5	UC1-TMF 6
UniCard, white		0822187 0830753	0822194 0830754	0822204 0830755	0821360	0821425	0821483
	Pitch	5	6	8	4	5	6

Screw connection terminal blocks

M(A) 2,5/5...	5						
M 4/6...	6						
M 6/8	8						
M 10/10, M 16/12, M 35/16, M 70/22, M 95/22	8						
D 150/31..., D 240/36...	8						
D 4/6 NTLP	6						
MA 2,5/5.NT	5						
M 4/6.NT	6						
M 6/8.NT	8						
M 10/10.NT, M 16/12.NT, M 35/16.	8						

Spring-cage connection terminal blocks


D 1,5/4... 2 L, D 1,5/4.../4 L	4						
D 2,5/5... 2 L, D 2,5/5... 3 L, D 2,5/5... 4 L	5						
D 4/6... 2 L, D 4/6... 3 L, D 4/6... 4 L	6						
D 6/8... 2 L	8						
D 10/10... 2 L, D 16/12... 2 L, D 35/16... 2 L	8						
D 2,5/5.NT.L	5						
D 4/6.NT.L	6						
D 6/8.NL.L	8						
D 10/10.NZ.L., D 16/12.NT.L, D 35/16NT.L.	8						
D 2,5/5.N...	5						

IDC terminal blocks

D 1,5... ADO	5						
D 1,5/6... ADO	6						
D 2,5/8... ADO, D 4/8... ADO	8						
D 1,5/6.NT.ADO	6						
D 2,5/8.NT.ADO	8						
D 2,5/5... ADO	5						
D 4/6... ADO	6						
D 6/8... ADO, D 6/8.ADO3	8						

Terminal marking

Terminal marking for Wago



		UC2-TM 4	UC2-TM 5	UC2-TM 6	UC2-TM 8	UCT2-TM 5/6	UC1-TMF 4	UC1-TMF 5	UC1-TMF 6	UC1-TMF 8	US2-TM 100/TMT 2
UniCard, white		0821713	0821690	0821674	0821755	0829249	0821360	0821425	0821483	0821548	0829268/ 0802683
	Pitch	4	5	6	8	5/6	4	5	6	8	
Spring-cage connection terminal blocks											
2001...	4	■									■
2002..., 2003...	5	■	■			■	■	■			■
2004..., 2005..., 2006...	6	■	■	■		■	■	■	■		■
2010..., 2016...	8	■	■	■	■		■	■	■	■	■
261..., 264...	6						■	■	■		
270...	5						■	■			
279...	4	■									
280...	5	■	■								
280-8...	5						■	■			
281...	6	■	■	■							
282..., 283..., 284..., 285...	8	■	■	■	■						
290...	5	■	■								
727...	6	■	■	■							
769...	5						■	■			
775..., 776..., 777...	6	■	■	■							
780...	5	■	■								
781...	6	■	■	■							
782..., 783..., 784..., 785...	8	■	■	■	■						
869..., 870..., 880...	5	■	■				■	■			

■ The pitch of the terminal block corresponds to the width of the label

■ The pitch of the terminal block is greater than the width of the label

Terminal marking for Cabur



	UCT5-TM 5	UCT5-TM 6
UniCard, white	0828750	0828752

	Pitch	5	6
--	-------	---	---

Screw connection terminal blocks

CBD.2	5.5		
CBD.4	6.5		
CBD.6	8		
CBD.10	10		
CBD.16	12		
CBD.35	16		
CBD.50	18		
CBD.70	20.5		
AFO.2/1+2, AFO.2/2+2	6.5		
CBC.2	5		
CBC.4	6		
CBC.6	8		
CBC.16	12		
CBC.35	16		
GPA.70	20.5		
GPA.95	26		
GPA.150	31		
GPA.240	37		
TE.6	8		
TE.10	10		
TE.16	12		
TE.35	16		
TED.4	6.5		
TEO.2	5.5		
TEO.4	6.5		
TEC.6	8		
TEC.10	10		
TEC.16	12		
TEC.35	16		
TEC.70	20.5		
CBE.2, CBR.2, CVF.2	5		
CVF.4, DAS.4	6		
DBC.2	5		



	UCT5-TM 5	UCT5-TM 6
UniCard, white	0828750	0828752

	Pitch	5	6
--	-------	---	---

Screw connection terminal blocks



DSFA.4, DSS.4	6		
EDM.2, TC/DIN, TC/PO	5.5		
EDM.4, FDP.2, FFS.4, FVS.4	6.5		
EDM.6	8		
EDM.10, SFR.6	10		
EDM.16, FPC.10, FPL.10	12		
EDM.25	16		
EDM.35	18.5		
EDM.70	21		
MPFA.4, MPS.4, RP.4	6		
MPS.2/SV, MPS.2/SW, MPS.2/SWP	5.5		
PDF.2, SCB.4	6.5		
RN.2, TR.2	5		
TR.4	7.3		
SCB.6, SFO.4, SFR.4, SV.6	8		
SV.2	5.5		
SV.4	7		
SV.10	10.5		
TDE.2, TLD.2, TLE.2, TLS.2	6.2		
VPC.2, VPD.2	5.08		

Spring-cage connection terminal blocks

HCD.1	5.08		
-------	------	--	--

Push-in connection terminal blocks


NCS, NCV	6.2		
----------	-----	--	--

 The pitch of the terminal block corresponds to the width of the label  The pitch of the terminal block is greater than the width of the label

Marking and labeling - MARKING system

Terminal marking

Terminal marking for Klemmsan



	UC1U-TM 5	UC1-TM 5	UC1-TM 6	UC1-TM 8	UCT1-TM 5	UCT1-TM 6	UC1-TMF 4	UC1-TMF 5	UC1-TMF 6	UC1-TMF 8	UCT1-TMF 5	UCT1-TMF 6
UniCard, white	0821302	0821784	0821247	0821739	0829482	0829483	0821360	0821425	0821483	0821548	0829237	0829243
Pitch	5	5	6	8	5	6	4	5	6	8	5	6

Screw connection terminal blocks

AVK 2,5/PEK 2,5 K/WGT 2,5	5											
AVK 4.../AVK 2,5/4T/PEK 2,5/PEK 4/WGT 4	6											
AVK 6-240/ PEK 6-35	8											
AVK 6/10T-16/35T// WGT, 6/WGT 10	8											
PIK 2,5...	5											
PIK 4...	6											
PIK 3...	6											
ASK 2	8											
ASK 3	6											
ASK 4/AVK 4 FS	8											
ASK 4S/ASK 4 LD	6											
WGO...	8											
AYK 4...	6											
AYK 10...	8											
MVK 2,5 (T)	5											
MVK 4 (T)	6											

Spring-cage connection terminal blocks

YBK 2,5 (T)	5											
YBK 4 (T)	6											
YBK 6 (T) YBK 10 (T)	8											
MYK 2,5 (T).../MYP- PK 2,5...	5											
YBK 2,5 F.../YBK 3...	5											
YBK 4...	6											
YBK S.../YBK I...	8											
YBK 2,5 A.../YBK 2,5 E.../YB K 2,5C...	5											
PCY 2,5...	5											

 The pitch of the terminal block corresponds to the width of the label


 The pitch of the terminal block is greater than the width of the label

Terminal marking for Legrand



		UC3-TM 5	UC3-TM 6	UC3-TM 8
UniCard, white		0822369	0822385	0822408
	Pitch	5	6	8
Screw connection terminal blocks, Viking 2				
39060	5			
39061-39068	6			
39070	6			
39077	5			
39078, 39080, 39082	6			
39084, 39085	6			
39300	5			
39301-39305	6			
39307	6			
39370	5			
39371, 39372, 39374	6			
39376, 39378	6			

Spring-cage connection terminal blocks, Viking 3				
39601, 39602	5			
39604	6			
39605	8			
39606, 39607	8			
39608	6			
39627	5			
39628, 39636	6			
39611, 39612	5			
39614	6			
39615	8			
39616, 39617	8			
39618, 39646	6			
39621	5			
39624	6			
39625	8			
39626, 39629	8			
39622	5			
39630, 39666	6			



Conductor and cable marking - MARKING system

Clear and permanent marking of all conductors and cables considerably improves transparency in control cabinets and switchgear. It makes assembly and maintenance work easier and assists in rectifying faults.

Phoenix Contact conductor and cable markers provide the ideal marking option for any application. Just select an assembly method. The markers can be threaded on, clipped on, adhered in place or secured with cable binders.

Product range overview

Conductor and cable marking	154
------------------------------------	------------

Overview of conductor markers and cable markers	156
--	------------

The right marking solution for every diameter

WMTB AL... aluminum conductor and cable marking	161
--	------------

UniCard UC-WM... and UCT-WM... conductor and cable marking

Clip-on and slide-on markers, for insertion into marking collars, for assembly with cable binders, for threading	162
--	------------

UniSheet US-WM... conductor and cable marking

Markers for insertion into marking collars, for assembly with cable binders, adhesive markers for wrapping around	188
---	------------

WM... conductor and cable marking supplied in rolls

Adhesive markers for wrapping around or as flags	193
--	------------

WMS... shrink sleeves supplied in rolls	200
--	------------

EMT and WMT... conductor and cable marking supplied in rolls

Markers for insertion into marking collars, for threading, for assembly with cable binders	208
--	------------


KMK... cable markers for assembly with cable binders	214
---	------------

Cable markers for carrier assembly

Markers made of plastic and stainless steel	221
---	------------

PATG... and PATO... marking collars	224
--	------------

Ordering example for labeling service - printed for you	359
--	------------



Far from being a luxury, standard-compliant and permanent conductor markings are actually a mark of quality demanded by customers in respect of modern high-quality capital goods. Phoenix Contact conductor and cable marking systems provide ideal marking options for any user, whether they intend to thread, slide, clip or stick the markers on or attach them with cable binders.

Depending on the material, the following printers can be used for the individual labeling of conductor and cable markers:

- BLUEMARK CLED, high-speed printer with UV technology for labeling UniCard formats

- THERMOMARK CARD, thermal transfer printer for labeling UniCard and UniSheet formats
- THERMOMARK ROLL, thermal transfer printer for labeling material off the roll and continuous media
- THERMOMARK ROLL X1, thermal transfer printer for large quantities
- THERMOMARK W2, thermal transfer printer for double-sided labeling and perforation of continuous shrink sleeves
- CMS-P1-PLOTTER
- Commercially available desktop laser printers

The CLIP PROJECT software is available for easy and efficient production of markings. It generates the marking data directly from the circuit diagram and automatically sends the data to the relevant printers for further processing.

If no printers are available or your production facility is affected by capacity bottlenecks, you also have the option of using our labeling service. We will be happy to handle your printing orders, including any engraving or laser marking of stainless steel cable markers.



Conductor and cable marking can be optimally labeled with aluminum markers. The markers are quickly and easily printed with an optimum printing quality using the BLUEMARK CLED. They are easily attached using cable binders.



Clip-on conductor markers feature two non-detachable labeling areas that remain legible at all times. They can be clipped onto pre-wired conductors and cables manually.



Individual printed markers are threaded onto conductors or attached by means of cable binders. Various materials can be supplied as cards or on rolls.



The ferrules feature an insulating collar that supports labeling and are labeled prior to crimping. This combines two operations in one.




Conductors can be fitted with PATG and PATO marking collars. Marking is achieved by means of insert strips that support labeling.



Shrink sleeves are ideal for captive marking of cables and conductors. They are available prefabricated and in rolls.



Conductor markers can be fitted using cable binders almost regardless of conductor or cable diameter. The large marking area provides enough space for long labels.



Cable marker labels consist of a labeling field and a transparent foil that protects the labeling against abrasion and dirt. The labels are available in various shapes and sizes.



Plastic cable markers are suitable for both bundling and labeling conductors and cables. A screw cap protects the labeling against dirt and can be replaced at any time.

Marking and labeling - MARKING system

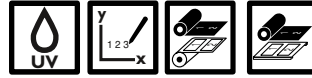
Conductor and cable marking

Overview of conductor and cable marking

Markers for marking with BLUEMARK..., THERMOMARK... or plotters



Conductor diameter [mm]	Aluminum labels				Conductor clips										Ferrules (dimensions in mm ²)				
	Page 161	Page 161	Page 161	Page 161	Page 162										Page 175				
	WMTB-AL (29X8)	WMTB-AL (40X15)	WMTB-AL (60X15)	WMTB-AL (D30)	UC-WMC 1,9...	UC-WMC 3,1...	UC-WMC 4,4...	UC-WMC 5,6...	UC-WMC 7,5...	UC-WMCO 1,6...	UC-WMCO 2,1...	UC-WMCO 2,9...	UC-WMCO 3,6...	UC-WMCO 4,9...	AI-WM 0,5-8 WH	AI-WM 0,75-8 GY	AI-WM 1-8 RD	AI-WM 1,5-8 WH	AI-WM 2,5-8 BU
0.5																			
1.0															0.5	0.75	1.0	1.5	2.5
1.5					1.2					1.3									
2.0					1.9					1.6									
2.5						1.9				2.1									
3.0				>2.4		3.1				2.9									
3.5	> 2.9					2.8				3.6									
4.0													3.6						
4.5						4.4													
5.0		> 4.6	> 4.6				4.2							4.9					
5.5							5.6		5.0										
6.0																			
7.0																			
8.0									7.5										
9.0																			
10.0																			
12.0																			
14.0																			
16.0																			
18.0																			
20.0																			
22.0																			
24.0																			
26.0																			
28.0																			
30.0																			
35.0																			
40.0																			
45.0																			
50.0	>50	> 50	> 50	> 50															



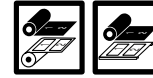
Conductor markers		Marking collars in conjunction with UC-WMT ... / EMT ... / US-WMT ... / WMTW ... / UCT-WMT...
for assembly with cable binders	for threading on	
Page 179	Page 186	Page 224

UC-WMTB ...	UC-WMTBA (24x5)...	UC-WMTBA (29x8)...	UC-WMTBA (60x11)...	UCT-WMS 3,2...	UCT-WMS 4,7...	PATG 0/...	PATG 1/...	PATG 2/...	PATG 3/...	PATG 4/...	PATG 5/...	PATG 6/...	PATG 7/...	PATG 8/...	PATG 9/...	PATO 1/...	PATO 2/...	PATO 3/...	PATO 4/...	PAB-KTL
						0.6														
						1.2														
				1.5			1.5									2.0				
				3.2	2.5		2.5	2.0								2.0				
								4.0								3.5	2.8			
	4.0				4.7				4.0								4.4			
										7.0	6.0									
7.0		6.0	6.0															6.7	6.7	> 6.0
																		8.0		
											10.0									10.0
												10.0								
													14.0							
														14.0						
															22.0					
																22.0				
																30.0				
																	30.0	35.0		
																	35.0			
> 50	> 50	> 50	> 50																	> 50

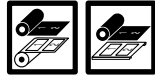
Conductor and cable marking

Overview of conductor and cable marking

Markers for marking with THERMOMARK...
or laser printers



Conductor diameter [mm]	Cable markers for threading on			Cable marker labels									
	Page 190			Page 194									
	US-WMTB (24X5)	US-WMTB (29X8)	US-WMTB (44X15)	WML 3...	WML 5...	WML 6... / US-WML 6...	WML 7,5...	WML 12...	WML 14... / US-WML 14...	WML 18...	WML 22...	WML 36... / US-WML 36...	WML 46...
0.5													
1.0													
1.5													
2.0													
2.5				2.0	2.0								
3.0				3.0						2.5			
3.5						3.0	3.0						
4.0													
4.5			> 4.0										
5.0					5.0								
5.5								5.0	5.0				
6.0						6.0							
7.0							7.5						
8.0											7.0		
9.0													
10.0													
12.0								12.0					
14.0									14.0			11.0	11.0
16.0	> 13.0	> 13.0											
18.0										18.0			
20.0													
22.0											22.0		
24.0													
26.0													
28.0													
30.0													
35.0												36.0	
40.0													
45.0													46.0
50.0	> 50	> 50	> 50										



Shrink sleeve

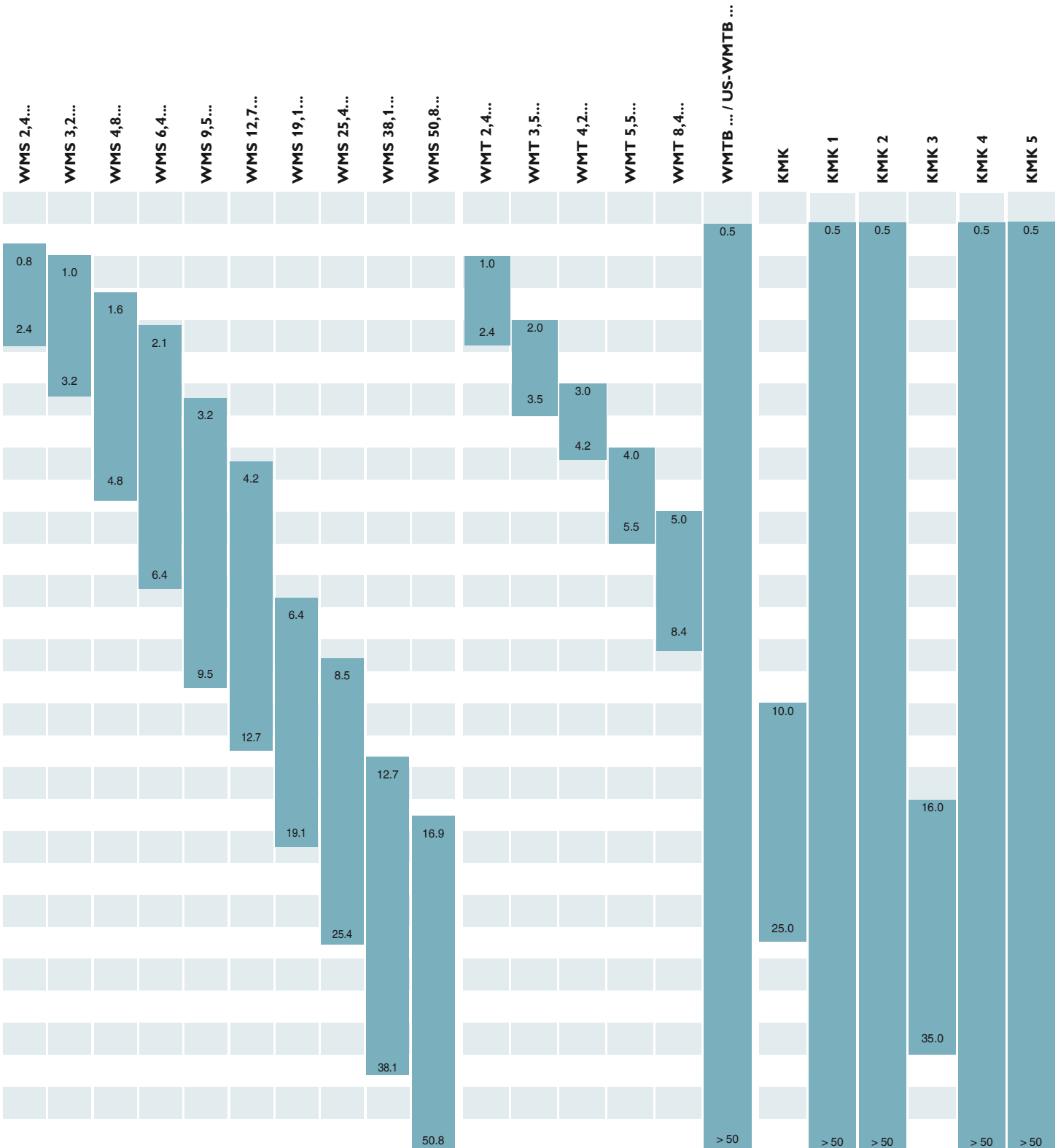
Page 200

Conductor markers for threading on/
for cable binder fixing

Page 210

Plastic cable markers
in conjunction with US-EMP .../ ESL .../ EMT ...

Page 214



Conductor and cable marking

Aluminum cable marking for assembly with cable binders



The aluminum WMTB-AL... product range is characterized by:

- High-quality appearance
- Easy assembly with cable binders
- Suitable for large-surface marking of conductors and cables > 2.9 mm in diameter



- The circular WMTB-AL (D30) markers can be used for the most diverse applications
- Labeling service: Phoenix Contact can custom-label all markers according to your requirements



UV LED technology

General data

Can be printed with:
Material
Wipe resistance
Components

Description

Color

Aluminum label for assembly with cable binders, unmarked

Lettering field size: 29 x 8 mm, > 2.9 mm	aluminum
Lettering field size: 40 x 15 mm, > 4.6 mm	aluminum
Lettering field size: 60 x 15 mm, > 4.6 mm	aluminum

Aluminum label for assembly with cable binders, labeled according to customer specifications¹⁾

Lettering field size: 29 x 8 mm	aluminum
Lettering field size: 40 x 15 mm	aluminum
Lettering field size: 60 x 15 mm	aluminum

Aluminum label, round, for assembly with cable binders

Diameter: 30 mm	aluminum
-----------------	----------

Aluminum label, round, for assembly with cable binders, labeled according to customer specifications¹⁾

Diameter: 30 mm	aluminum
-----------------	----------

Magazine, for BLUEMARK printer, for accommodating aluminum labels

for WMTB-AL (29X8)
for WMTB-AL (40X15)
for WMTB-AL (60X15)

Magazine, for BLUEMARK printer, for accommodating aluminum labels

for WMTB-AL (D30)



- The markers can be labeled quickly, easily, and cost-effectively with the BLUEMARK CLED
- By using modern UV LED printing technology, a highly resistant and optimum printing quality can be achieved, which is resistant to solvents and suitable for use even under harsh industrial conditions



- In conjunction with magazines, optimum printing accuracy is guaranteed

Notes:

For corresponding stainless steel cable binders, see page 580.

¹⁾ For ordering example, see page 359.

N

N

PRINTED
FOR YOU



PRINTED
FOR YOU



Technical data

BLUEMARK CLED
Aluminum
DIN EN 61010-1 (VDE 0411-1)
Free from silicone, halogen and cadmium

Technical data

BLUEMARK CLED
Aluminum
DIN EN 61010-1 (VDE 0411-1)
Free from silicone, halogen and cadmium

Ordering data

Type	Order No.	Pcs. / Pkt.
WMTB-AL (29X8)	0830805	90
WMTB-AL (40X15)	0830524	45
WMTB-AL (60X15)	0830525	45
WMTB-AL (29X8) CUS	0830807	1
WMTB-AL (40X15) CUS	0830526	1
WMTB-AL (60X15) CUS	0830527	1

Ordering data

Type	Order No.	Pcs. / Pkt.
WMTB-AL (D30)	0830804	90
WMTB-AL (D30) CUS	0830806	1

Accessories

Type	Order No.	Pcs. / Pkt.
BLUEMARK MAG WM-M (29X8)	0802743	1
BLUEMARK MAG WM-M (40X15)	0802744	1
BLUEMARK MAG WM-M (60X15)	0802746	1

Accessories

Type	Order No.	Pcs. / Pkt.
BLUEMARK MAG WM-M (D30)	0802747	1

Conductor and cable marking

Clip-on UniCard conductor marking

Can be printed with:



UV LED technology



Plotter



20 markers for conductor diameters from 1.2 to 1.9 mm, lettering field size: 15 x 4 mm

- The UC-WMC ... UniCard labeling range includes markers for captive labeling of control cables right through to light plastic-sheathed cables with large diameters
- The markers, which are supplied in uniform sheets, can be printed onto quickly and easily using the BLUEMARK CLED
- The format automatically ensures printing with a high level of positional accuracy
- Can be clipped on even after wiring has been completed
- One-handed assembly
- Two labeling areas that are clearly legible at all times
- The markers support multiline labeling
- The sheets provide space for including function texts
- Labeling service: Phoenix Contact can custom-label all UniCard markers in accordance with your requirements

Notes:
For more variants, see www.phoenixcontact.net/products.
1) For ordering example, see page 359.

General data	
Can be printed with:	
Number of individual labels	20
Number of individual labels per strip	4
Material	PA
Inflammability class according to UL 94	V2
Temperature range	[-40 ... 120] [°C]
Wipe resistance	DIN EN 61010-1 (VDE 0411-1)
Components	free from silicone and halogen
Conductor diameter range	[1.2 ... 1.9] [mm]
Conductor cross section range	[0.25 ... 0.34] [mm²]
Conductor cross section range	AWG 24 ... 22


Technical data	
BLUEMARK CLED • BLUEMARK LED • CMS-P1-PLOTTER	
20	
4	
PA	
V2	
-40 ... 120	
DIN EN 61010-1 (VDE 0411-1)	
free from silicone and halogen	
1.2 ... 1.9	
0.25 ... 0.34	
24 ... 22	

Description	Color
UniCard, for subsequent labeling of conductors	
	white
	red
	orange
	yellow
	violet
	blue
UniCard, for subsequent labeling of conductors, labeled acc. to customer specifications¹⁾	
	white
	red
	orange
	yellow
	violet
	blue

Ordering data		
Type	Order No.	Pcs. / Pkt.
UC-WMC 1,9 (15X4)	0828004	10
UC-WMC 1,9 (15X4) RD	0828006	10
UC-WMC 1,9 (15X4) OG	0828007	10
UC-WMC 1,9 (15X4) YE	0828008	10
UC-WMC 1,9 (15X4) VT	0828009	10
UC-WMC 1,9 (15X4) BU	0828010	10
UC-WMC 1,9 (15X4) CUS	0828012	1
UC-WMC 1,9 (15X4) RD CUS	0828013	1
UC-WMC 1,9 (15X4) OG CUS	0828014	1
UC-WMC 1,9 (15X4) YE CUS	0828015	1
UC-WMC 1,9 (15X4) VT CUS	0828016	1
UC-WMC 1,9 (15X4) BU CUS	0828017	1

Magazine, for CMS-P1-PLOTTER
P1 UC-MAG 1

Accessories		
Type	Order No.	Pcs. / Pkt.
P1 UC-MAG 1	5146079	1





**12 markers for conductor diameters
from 1.2 to 1.9 mm,
30 x 4 mm marking field**

Technical data

BLUEMARK CLED • BLUEMARK LED • CMS-P1-PLOTTER
12
4
PA
V2
-40 ... 120
DIN EN 61010-1 (VDE 0411-1)
free from silicone and halogen
1.2 ... 1.9
0.25 ... 0.34
24 ... 22

Ordering data

Type	Order No.	Pcs. / Pkt.
UC-WMC 1,9 (30X4)	0830283	10
UC-WMC 1,9 (30X4) CUS	0830284	1

Accessories

P1 UC-MAG 1	5146079	1
-------------	---------	---

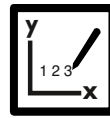
Conductor and cable marking

Clip-on UniCard conductor marking

Can be printed with:



UV LED technology



Plotter



20 markers for conductor diameters from 1.9 to 3.1 mm, lettering field size: 15 x 4 mm

- The UC-WMC ... UniCard labeling range includes markers for captive labeling of control cables right through to light plastic-sheathed cables with large diameters
- The markers, which are supplied in uniform sheets, can be printed onto quickly and easily using the BLUEMARK CLED
- The format automatically ensures printing with a high level of positional accuracy
- Can be clipped on even after wiring has been completed
- One-handed assembly
- Two labeling areas that are clearly legible at all times
- The markers support multiline labeling
- The sheets provide space for including function texts
- Labeling service: Phoenix Contact can custom-label all UniCard markers in accordance with your requirements

Notes:
For more variants, see www.phoenixcontact.net/products.


General data	
Can be printed with:	
Number of individual labels	20
Number of individual labels per strip	4
Material	PA
Inflammability class according to UL 94	V2
Temperature range	[-40 ... 120] [°C]
Wipe resistance	DIN EN 61010-1 (VDE 0411-1)
Components	free from silicone and halogen
Conductor diameter range	[1.9 ... 3.1] [mm]
Conductor cross section range	[0.5 ... 1.5] [mm ²]
Conductor cross section range	AWG 20 ... 16

Technical data	
BLUEMARK CLED • BLUEMARK LED • CMS-P1-PLOTTER	
20	
4	
PA	
V2	
-40 ... 120	
DIN EN 61010-1 (VDE 0411-1)	
free from silicone and halogen	
1.9 ... 3.1	
0.5 ... 1.5	
20 ... 16	

Description	Color
UniCard, for subsequent labeling of conductors	
	white
	red
	orange
	yellow
	violet
	blue
UniCard, for subsequent labeling of conductors, labeled acc. to customer specifications	
	white
	red
	orange
	yellow
	violet
	blue

Ordering data		
Type	Order No.	Pcs. / Pkt.
UC-WMC 3,1 (15X4)	0818205	10
UC-WMC 3,1 (15X4) RD	0818755	10
UC-WMC 3,1 (15X4) OG	0818726	10
UC-WMC 3,1 (15X4) YE	0818739	10
UC-WMC 3,1 (15X4) VT	0825370	10
UC-WMC 3,1 (15X4) BU	0818742	10
UC-WMC 3,1 (15X 4) CUS	0824692	1
UC-WMC 3,1 (15X 4) RD CUS	0824696	1
UC-WMC 3,1 (15X 4) OG CUS	0824695	1
UC-WMC 3,1 (15X 4) YE CUS	0824697	1
UC-WMC 3,1 (15X4) VT CUS	0826773	1
UC-WMC 3,1 (15X 4) BU CUS	0824693	1

Accessories		
Magazine, for CMS-P1-PLOTTER		
P1 UC-MAG 1	5146079	1





12 markers for conductor diameters
from 1.9 to 3.1 mm,
lettering field size: 23 x 4 mm



12 markers for conductor diameters
from 1.9 to 3.1 mm,
lettering field size: 30 x 4 mm

Technical data

BLUEMARK CLED • BLUEMARK LED • CMS-P1-PLOTTER
12
4
PA
V2
-40 ... 120
DIN EN 61010-1 (VDE 0411-1)
free from silicone and halogen
1.9 ... 3.1
0.5 ... 1.5
20 ... 16

Technical data

BLUEMARK CLED • BLUEMARK LED • CMS-P1-PLOTTER
12
4
PA
V2
-40 ... 120
DIN EN 61010-1 (VDE 0411-1)
free from silicone and halogen
1.9 ... 3.1
0.5 ... 1.5
20 ... 16

Ordering data

Type	Order No.	Pcs. / Pkt.
UC-WMC 3,1 (23X4)	0818218	10
UC-WMC 3,1 (23X4) RD	0818807	10
UC-WMC 3,1 (23X4) OG	0818771	10
UC-WMC 3,1 (23X4) YE	0818784	10
UC-WMC 3,1 (23X4) VT	0825371	10
UC-WMC 3,1 (23X4) BU	0818797	10
UC-WMC 3,1 (23X 4) CUS	0824704	1
UC-WMC 3,1 (23X 4) RD CUS	0824708	1
UC-WMC 3,1 (23X 4) OG CUS	0824707	1
UC-WMC 3,1 (23X 4) YE CUS	0824709	1
UC-WMC 3,1 (23X4) VT CUS	0826775	1
UC-WMC 3,1 (23X 4) BU CUS	0824705	1

Ordering data

Type	Order No.	Pcs. / Pkt.
UC-WMC 3,1 (30X4)	0819631	10
UC-WMC 3,1 (30X4) RD	0820769	10
UC-WMC 3,1 (30X4) OG	0823863	10
UC-WMC 3,1 (30X4) YE	0819644	10
UC-WMC 3,1 (30X4) VT	0825372	10
UC-WMC 3,1 (30X4) BU	0820756	10
UC-WMC 3,1 (30X4) CUS	0824716	1
UC-WMC 3,1 (30X4) RD CUS	0824723	1
UC-WMC 3,1 (30X4) OG CUS	0824722	1
UC-WMC 3,1 (30X4) YE CUS	0824717	1
UC-WMC 3,1 (30X4) VT CUS	0826777	1
UC-WMC 3,1 (30X4) BU CUS	0824720	1

Accessories

P1 UC-MAG 1	5146079	1
-------------	---------	---

Accessories

P1 UC-MAG 1	5146079	1
-------------	---------	---

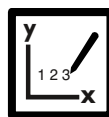
Conductor and cable marking

Clip-on UniCard conductor marking

Can be printed with:



UV LED technology



Plotter



15 markers for conductor diameters from 2.8 to 4.4 mm, lettering field size: 15 x 5.5 mm

- The UC-WMC ... UniCard labeling range includes markers for captive labeling of control cables right through to light plastic-sheathed cables with large diameters
- The markers, which are supplied in uniform sheets, can be printed onto quickly and easily using the BLUEMARK CLED
- The format automatically ensures printing with a high level of positional accuracy
- Can be clipped on even after wiring has been completed
- One-handed assembly
- Two labeling areas that are clearly legible at all times
- The markers support multiline labeling
- The sheets provide space for including function texts
- Labeling service: Phoenix Contact can custom-label all UniCard markers in accordance with your requirements

Notes:

1) For ordering example, see page 359.

General data

Can be printed with:	
Number of individual labels	15
Number of individual labels per strip	3
Material	PA
Inflammability class according to UL 94	V2
Temperature range	[-40 ... 120] [°C]
Wipe resistance	DIN EN 61010-1 (VDE 0411-1)
Components	free from silicone and halogen
Conductor diameter range	[2.8 ... 4.4] [mm]
Conductor cross section range	[1.5 ... 4] [mm²]
Conductor cross section range	AWG 16 ... 12

Technical data

BLUEMARK CLED • BLUEMARK LED • CMS-P1-PLOTTER
15
3
PA
V2
-40 ... 120
DIN EN 61010-1 (VDE 0411-1)
free from silicone and halogen
2.8 ... 4.4
1.5 ... 4
16 ... 12

Description	Color
UniCard, for subsequent labeling of conductors	
	white
	red
	orange
	yellow
	violet
	blue
	green
UniCard, for subsequent labeling of conductors, labeled acc. to customer specifications ¹⁾	
	white
	red
	orange
	yellow
	violet
	blue
	green


Ordering data

Type	Order No.	Pcs. / Pkt.
UC-WMC 4,4 (15X5,5)	0818182	10
UC-WMC 4,4 (15X5,5) RD	0818852	10
UC-WMC 4,4 (15X5,5) OG	0818823	10
UC-WMC 4,4 (15X5,5) YE	0818836	10
UC-WMC 4,4 (15X5,5) VT	0825373	10
UC-WMC 4,4 (15X5,5) BU	0818849	10
UC-WMC 4,4 (15X5,5) GN	0818865	10
UC-WMC 4,4 (15X 5,5) CUS	0824728	1
UC-WMC 4,4 (15X 5,5) RD CUS	0824732	1
UC-WMC 4,4 (15X 5,5) OG CUS	0824731	1
UC-WMC 4,4 (15X 5,5) YE CUS	0824733	1
UC-WMC 4,4 (15X5,5) VT CUS	0826779	1
UC-WMC 4,4 (15X 5,5) BU CUS	0824729	1
UC-WMC 4,4 (15X 5,5) GN CUS	0824730	1

Magazine, for CMS-P1-PLOTTER

Accessories

P1 UC-MAG 2	5146082	1
-------------	---------	---





9 markers for conductor diameters from 2.8 to 4.4 mm, lettering field size: 23 x 5.5 mm



9 markers for conductor diameters from 2.8 to 4.4 mm, lettering field size: 30 x 5.5 mm

Technical data
BLUEMARK CLED • BLUEMARK LED • CMS-P1-PLOTTER
9
3
PA
V2
-40 ... 120
DIN EN 61010-1 (VDE 0411-1)
free from silicone and halogen
2.8 ... 4.4
1.5 ... 4
16 ... 12

Technical data
BLUEMARK CLED • BLUEMARK LED • CMS-P1-PLOTTER
9
3
PA
V2
-40 ... 120
DIN EN 61010-1 (VDE 0411-1)
free from silicone and halogen
2.8 ... 4.4
1.5 ... 4
16 ... 12

Ordering data		
Type	Order No.	Pcs. / Pkt.
UC-WMC 4,4 (23X5,5)	0818195	10
UC-WMC 4,4 (23X5,5) RD	0818904	10
UC-WMC 4,4 (23X5,5) OG	0818878	10
UC-WMC 4,4 (23X5,5) YE	0818881	10
UC-WMC 4,4 (23X5,5) VT	0825374	10
UC-WMC 4,4 (23X5,5) BU	0818894	10
UC-WMC 4,4 (23X5,5) GN	0818917	10
UC-WMC 4,4 (23X 5,5) CUS	0824740	1
UC-WMC 4,4 (23X 5,5) RD CUS	0824744	1
UC-WMC 4,4 (23X 5,5) OG CUS	0824743	1
UC-WMC 4,4 (23X 5,5) YE CUS	0824745	1
UC-WMC 4,4 (23X5,5) VT CUS	0826781	1
UC-WMC 4,4 (23X 5,5) BU CUS	0824741	1
UC-WMC 4,4 (23X 5,5) GN CUS	0824742	1

Ordering data		
Type	Order No.	Pcs. / Pkt.
UC-WMC 4,4 (30X5,5)	0819657	10
UC-WMC 4,4 (30X5,5) RD	0820882	10
UC-WMC 4,4 (30X5,5) OG	0823944	10
UC-WMC 4,4 (30X5,5) YE	0819660	10
UC-WMC 4,4 (30X5,5) VT	0825375	10
UC-WMC 4,4 (30X5,5) BU	0820879	10
UC-WMC 4,4 (30X5,5) GN	0823957	10
UC-WMC 4,4 (30X 5,5) CUS	0824752	1
UC-WMC 4,4 (30X5,5) RD CUS	0824759	1
UC-WMC 4,4 (30X5,5) OG CUS	0824758	1
UC-WMC 4,4 (30X 5,5) YE CUS	0824753	1
UC-WMC 4,4 (30X5,5) VT CUS	0826783	1
UC-WMC 4,4 (30X5,5) BU CUS	0824756	1
UC-WMC 4,4 (30X5,5) GN CUS	0824757	1

Accessories		
P1 UC-MAG 2	5146082	1

Accessories		
P1 UC-MAG 2	5146082	1

Conductor and cable marking

Clip-on UniCard conductor marking

Can be printed with:



UV LED technology



Plotter



6 markers for conductor diameters from 4.2 to 5.6 mm, lettering field size: 23 x 8 mm

- The UC-WMC ... UniCard labeling range includes markers for captive labeling of control cables right through to light plastic-sheathed cables with large diameters
- The markers, which are supplied in uniform sheets, can be printed onto quickly and easily using the BLUEMARK CLED
- The format automatically ensures printing with a high level of positional accuracy
- Can be clipped on even after wiring has been completed
- One-handed assembly
- Two labeling areas that are clearly legible at all times
- The markers support multiline labeling
- The sheets provide space for including function texts
- Labeling service: Phoenix Contact can custom-label all UniCard markers in accordance with your requirements

Notes:

¹⁾ For ordering example, see page 359.

General data

Can be printed with:	
Number of individual labels	6
Number of individual labels per strip	2
Material	PA
Inflammability class according to UL 94	V2
Temperature range	[-40 ... 120] [°C]
Wipe resistance	DIN EN 61010-1 (VDE 0411-1)
Components	free from silicone and halogen
Conductor diameter range	[4.2 ... 5.6] [mm]
Conductor cross section range	[4 ... 10] [mm ²]
Conductor cross section range	AWG 12 ... 10

Technical data

BLUEMARK CLED • BLUEMARK LED • CMS-P1-PLOTTER
6
2
PA
V2
-40 ... 120
DIN EN 61010-1 (VDE 0411-1)
free from silicone and halogen
4.2 ... 5.6
4 ... 10
12 ... 10

Description	Color
UniCard, for subsequent labeling of conductors	
	white
	red
	orange
	yellow
	violet
	blue
	green
UniCard, for subsequent labeling of conductors, labeled acc. to customer specifications ¹⁾	
	white
	red
	orange
	yellow
	violet
	blue
	green

Ordering data

Type	Order No.	Pcs. / Pkt.
UC-WMC 5,6 (23X8)	0825382	5
UC-WMC 5,6 (23X8) RD	0825387	5
UC-WMC 5,6 (23X8) OG	0825385	5
UC-WMC 5,6 (23X8) YE	0825386	5
UC-WMC 5,6 (23X8) VT	0825388	5
UC-WMC 5,6 (23X8) BU	0825383	5
UC-WMC 5,6 (23X8) GN	0825384	5
UC-WMC 5,6 (23X8) CUS	0827005	1
UC-WMC 5,6 (23X8) RD CUS	0827009	1
UC-WMC 5,6 (23X8) OG CUS	0827008	1
UC-WMC 5,6 (23X8) YE CUS	0827011	1
UC-WMC 5,6 (23X8) VT CUS	0827010	1
UC-WMC 5,6 (23X8) BU CUS	0827006	1
UC-WMC 5,6 (23X8) GN CUS	0827007	1

Magazine, for CMS-P1-PLOTTER

Accessories

P1 UC-MAG 3	5146095	1
-------------	---------	---



PRINTED
FOR YOU



6 markers for conductor diameters
from 4.2 to 5.6 mm,
lettering field size: 30 x 8 mm

PRINTED
FOR YOU



6 markers for conductor diameters
from 5 to 7.5 mm,
lettering field size: 23 x 8 mm

PRINTED
FOR YOU



6 markers for conductor diameters
from 5 to 7.5 mm,
lettering field size: 30 x 8 mm

Technical data
BLUEMARK CLED • BLUEMARK LED • CMS-P1-PLOTTER
6
2
PA
V2
-40 ... 120
DIN EN 61010-1 (VDE 0411-1)
free from silicone and halogen
4.2 ... 5.6
4 ... 10
12 ... 10

Technical data
BLUEMARK CLED • BLUEMARK LED • CMS-P1-PLOTTER
6
2
PA
V2
-40 ... 120
DIN EN 61010-1 (VDE 0411-1)
free from silicone and halogen
5 ... 7.5
6 ... 16
10 ... 6

Technical data
BLUEMARK CLED • BLUEMARK LED • CMS-P1-PLOTTER
6
2
PA
V2
-40 ... 120
DIN EN 61010-1 (VDE 0411-1)
free from silicone and halogen
5 ... 7.5
6 ... 16
10 ... 6

Ordering data		
Type	Order No.	Pcs. / Pkt.
UC-WMC 5,6 (30X8)	0825396	5
UC-WMC 5,6 (30X8) RD	0825401	5
UC-WMC 5,6 (30X8) OG	0825399	5
UC-WMC 5,6 (30X8) YE	0825400	5
UC-WMC 5,6 (30X8) VT	0825402	5
UC-WMC 5,6 (30X8) BU	0825397	5
UC-WMC 5,6 (30X8) GN	0825398	5
UC-WMC 5,6 (30X8) CUS	0827012	1
UC-WMC 5,6 (30X8) RD CUS	0827016	1
UC-WMC 5,6 (30X8) OG CUS	0827015	1
UC-WMC 5,6 (30X8) YE CUS	0827018	1
UC-WMC 5,6 (30X8) VT CUS	0827017	1
UC-WMC 5,6 (30X8) BU CUS	0827013	1
UC-WMC 5,6 (30X8) GN CUS	0827014	1

Ordering data		
Type	Order No.	Pcs. / Pkt.
UC-WMC 7,5 (23X8)	0818179	5
UC-WMC 7,5 (23X8) RD	0819039	5
UC-WMC 7,5 (23X8) OG	0818920	5
UC-WMC 7,5 (23X8) YE	0818933	5
UC-WMC 7,5 (23X8) VT	0825376	5
UC-WMC 7,5 (23X8) BU	0818946	5
UC-WMC 7,5 (23X8) GN	0818959	5
UC-WMC 7,5 (23X8) CUS	0824767	1
UC-WMC 7,5 (23X 8) RD CUS	0824764	1
UC-WMC 7,5 (23X8) OG CUS	0824770	1
UC-WMC 7,5 (23X8) YE CUS	0824771	1
UC-WMC 7,5 (23X8) VT CUS	0826785	1
UC-WMC 7,5 (23X8) BU CUS	0824768	1
UC-WMC 7,5 (23X8) GN CUS	0824769	1

Ordering data		
Type	Order No.	Pcs. / Pkt.
UC-WMC 7,5 (30X8)	0819673	5
UC-WMC 7,5 (30X8) RD	0820963	5
UC-WMC 7,5 (30X8) OG	0823724	5
UC-WMC 7,5 (30X8) YE	0819686	5
UC-WMC 7,5 (30X8) VT	0825377	5
UC-WMC 7,5 (30X8) BU	0820950	5
UC-WMC 7,5 (30X8) GN	0823708	5
UC-WMC 7,5 (30X 8) CUS	0824776	1
UC-WMC 7,5 (30X8) RD CUS	0824783	1
UC-WMC 7,5 (30X8) OG CUS	0824782	1
UC-WMC 7,5 (30X 8) YE CUS	0824777	1
UC-WMC 7,5 (30X8) VT CUS	0826787	1
UC-WMC 7,5 (30X8) BU CUS	0824780	1
UC-WMC 7,5 (30X8) GN CUS	0824781	1

Accessories		
P1 UC-MAG 3	5146095	1

Accessories		
P1 UC-MAG 3	5146095	1

Accessories		
P1 UC-MAG 3	5146095	1

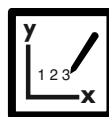
Conductor and cable marking

UniCard slide-on conductor marking

Can be printed with:



UV LED technology



Plotter

PRINTED
FOR YOU



40 markers for conductor diameters
from 1.3 to 1.6 mm,
lettering field size: 12 x 3 mm

- The UC-WMCO ... UniCard labeling range includes slide-on markers for the subsequent labeling of conductors. They can be slid on easily using the UC-WMCO ... TOOL
- The markers, which are supplied in uniform sheets, can be printed onto quickly and easily using the BLUEMARK CLED
- The format automatically ensures printing with a high level of positional accuracy
- Large-surface labeling in a space-saving design
- Secure tight fit even in the event of vibrations
- The sheets provide space for including function texts
- Labeling service: Phoenix Contact can custom-label all UniCard markers in accordance with your requirements

Notes:

¹⁾ For ordering example, see page 359.

General data

Can be printed with:	
Number of individual labels	40
Number of individual labels per strip	10
Material	PA
Inflammability class according to UL 94	V2
Temperature range	[°C] -40 ... 120
Components	free from silicone and halogen
Conductor diameter range	[mm] 1.3 ... 1.6
Conductor cross section range	[mm²] 0.25 ... 0.5

Technical data

BLUEMARK CLED • BLUEMARK LED • CMS-P1-PLOTTER
40
10
PA
V2
-40 ... 120
free from silicone and halogen
1.3 ... 1.6
0.25 ... 0.5

Description	Color
UniCard, for subsequent labeling of conductors	
	white
	red
	orange
	yellow
	violet
	blue
	green
UniCard, for subsequent labeling of conductors, labeled acc. to customer specifications ¹⁾	
	white
	red
	orange
	yellow
	violet
	blue
	green

Ordering data

Type	Order No.	Pcs. / Pkt.
UC-WMCO 1,6 (12X3)	0827092	10
UC-WMCO 1,6 (12X3) RD	0827516	10
UC-WMCO 1,6 (12X3) OG	0827517	10
UC-WMCO 1,6 (12X3) YE	0827513	10
UC-WMCO 1,6 (12X3) VT	0827518	10
UC-WMCO 1,6 (12X3) BU	0827514	10
UC-WMCO 1,6 (12X3) GN	0827515	10
UC-WMCO 1,6 (12X3) CUS	0829032	1
UC-WMCO 1,6 (12X3) RD CUS	0829036	1
UC-WMCO 1,6 (12X3) OG CUS	0829037	1
UC-WMCO 1,6 (12X3) YE CUS	0829033	1
UC-WMCO 1,6 (12X3) VT CUS	0829038	1
UC-WMCO 1,6 (12X3) BU CUS	0829034	1
UC-WMCO 1,6 (12X3) GN CUS	0829035	1

Magazine, for CMS-P1-PLOTTER

Assembly tool, for easily sliding on UC-WMCO 1,6 and UC-WMCO 2,1 conductor markers

Assembly tool set, for easily sliding on UC-WMCO 1,6 ... and UC-WMCO 4,9 ... conductor markers

Accessories

Accessories	Order No.	Pcs. / Pkt.
P1 UC-MAG 7	5146568	1
UC-WMCO 2,1 TOOL	0827803	10
UC-WMCO TOOL SET	0827807	1



PRINTED
FOR YOU



40 markers for conductor diameters
from 1.3 to 1.6 mm,
lettering field size: 21 x 3 mm

PRINTED
FOR YOU



40 markers for conductor diameters
from 1.6 to 2.1 mm,
lettering field size: 12 x 3 mm

PRINTED
FOR YOU



40 markers for conductor diameters
from 1.6 to 2.1 mm,
lettering field size: 21 x 3 mm

Technical data
BLUEMARK CLED • BLUEMARK LED • CMS-P1-PLOTTER
40
10
PA
V2
-40 ... 120
free from silicone and halogen
1.3 ... 1.6
0.25 ... 0.5

Technical data
BLUEMARK CLED • BLUEMARK LED • CMS-P1-PLOTTER
40
10
PA
V2
-40 ... 120
free from silicone and halogen
1.6 ... 2.1
0.5 ... 0.75

Technical data
BLUEMARK CLED • BLUEMARK LED • CMS-P1-PLOTTER
40
10
PA
V2
-40 ... 120
free from silicone and halogen
1.6 ... 2.1
0.5 ... 0.75

Ordering data		
Type	Order No.	Pcs. / Pkt.
UC-WMCO 1,6 (21X3)	0827106	10
UC-WMCO 1,6 (21X3) RD	0827528	10
UC-WMCO 1,6 (21X3) OG	0827529	10
UC-WMCO 1,6 (21X3) YE	0827525	10
UC-WMCO 1,6 (21X3) VT	0827530	10
UC-WMCO 1,6 (21X3) BU	0827526	10
UC-WMCO 1,6 (21X3) GN	0827527	10
UC-WMCO 1,6 (21X3) CUS	0829039	1
UC-WMCO 1,6 (21X3) RD CUS	0829043	1
UC-WMCO 1,6 (21X3) OG CUS	0829044	1
UC-WMCO 1,6 (21X3) YE CUS	0829040	1
UC-WMCO 1,6 (21X3) VT CUS	0829045	1
UC-WMCO 1,6 (21X3) BU CUS	0829041	1
UC-WMCO 1,6 (21X3) GN CUS	0829042	1

Ordering data		
Type	Order No.	Pcs. / Pkt.
UC-WMCO 2,1 (12X3)	0827120	10
UC-WMCO 2,1 (12X3) RD	0827540	10
UC-WMCO 2,1 (12X3) OG	0827541	10
UC-WMCO 2,1 (12X3) YE	0827537	10
UC-WMCO 2,1 (12X3) VT	0827542	10
UC-WMCO 2,1 (12X3) BU	0827538	10
UC-WMCO 2,1 (12X3) GN	0827539	10
UC-WMCO 2,1 (12X3) CUS	0829046	1
UC-WMCO 2,1 (12X3) RD CUS	0829050	1
UC-WMCO 2,1 (12X3) OG CUS	0829051	1
UC-WMCO 2,1 (12X3) YE CUS	0829047	1
UC-WMCO 2,1 (12X3) VT CUS	0829052	1
UC-WMCO 2,1 (12X3) BU CUS	0829048	1
UC-WMCO 2,1 (12X3) GN CUS	0829049	1

Ordering data		
Type	Order No.	Pcs. / Pkt.
UC-WMCO 2,1 (21X3)	0827134	10
UC-WMCO 2,1 (21X3) RD	0827552	10
UC-WMCO 2,1 (21X3) OG	0827553	10
UC-WMCO 2,1 (21X3) YE	0827549	10
UC-WMCO 2,1 (21X3) VT	0827554	10
UC-WMCO 2,1 (21X3) BU	0807550	10
UC-WMCO 2,1 (21X3) GN	0827551	10
UC-WMCO 2,1 (21X3) CUS	0829053	1
UC-WMCO 2,1 (21X3) RD CUS	0829057	1
UC-WMCO 2,1 (21X3) OG CUS	0829058	1
UC-WMCO 2,1 (21X3) YE CUS	0829054	1
UC-WMCO 2,1 (21X3) VT CUS	0829059	1
UC-WMCO 2,1 (21X3) BU CUS	0829055	1
UC-WMCO 2,1 (21X3) GN CUS	0829056	1

Accessories		
Type	Order No.	Pcs. / Pkt.
P1 UC-MAG 7	5146568	1
UC-WMCO 2,1 TOOL	0827803	10
UC-WMCO TOOL SET	0827807	1

Accessories		
Type	Order No.	Pcs. / Pkt.
P1 UC-MAG 7	5146568	1
UC-WMCO 2,1 TOOL	0827803	10
UC-WMCO TOOL SET	0827807	1

Accessories		
Type	Order No.	Pcs. / Pkt.
P1 UC-MAG 7	5146568	1
UC-WMCO 2,1 TOOL	0827803	10
UC-WMCO TOOL SET	0827807	1

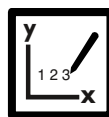
Conductor and cable marking

UniCard slide-on conductor marking

Can be printed with:



UV LED technology



Plotter

PRINTED
FOR YOU



**40 markers for conductor diameters
from 2.1 to 2.9 mm,
lettering field size: 12 x 3.5 mm**

- The UC-WMCO ... UniCard labeling range includes slide-on markers for the subsequent labeling of conductors. They can be slid on easily using the UC-WMCO ... TOOL
- The markers, which are supplied in uniform sheets, can be printed onto quickly and easily using the BLUEMARK CLED
- The format automatically ensures printing with a high level of positional accuracy
- Large-surface labeling in a space-saving design
- Secure tight fit even in the event of vibrations
- The sheets provide space for including function texts
- Labeling service: Phoenix Contact can custom-label all UniCard markers in accordance with your requirements

Notes:

¹⁾ For ordering example, see page 359.

General data

Can be printed with:	
Number of individual labels	40
Number of individual labels per strip	10
Material	PA
Inflammability class according to UL 94	V2
Temperature range	[°C] -40 ... 120
Components	free from silicone and halogen
Conductor diameter range	[mm] 2.1 ... 2.9
Conductor cross section range	[mm²] 0.75 ... 1.5

Technical data

BLUEMARK CLED • BLUEMARK LED • CMS-P1-PLOTTER
40
10
PA
V2
-40 ... 120
free from silicone and halogen
2.1 ... 2.9
0.75 ... 1.5

Description	Color
UniCard, for subsequent labeling of conductors	
	white
	red
	orange
	yellow
	violet
	blue
	green
UniCard, for subsequent labeling of conductors, labeled acc. to customer specifications¹⁾	
	white
	red
	orange
	yellow
	violet
	blue
	green

Ordering data

Type	Order No.	Pcs. / Pkt.
UC-WMCO 2,9 (12X3,5)	0827148	10
UC-WMCO 2,9 (12X3,5) RD	0827564	10
UC-WMCO 2,9 (12X3,5) OG	0827565	10
UC-WMCO 2,9 (12X3,5) YE	0827561	10
UC-WMCO 2,9 (12X3,5) VT	0827566	10
UC-WMCO 2,9 (12X3,5) BU	0827562	10
UC-WMCO 2,9 (12X3,5) GN	0827563	10
UC-WMCO 2,9 (12X3,5) CUS	0829060	1
UC-WMCO 2,9 (12X3,5) RD CUS	0829064	1
UC-WMCO 2,9 (12X3,5) OG CUS	0829065	1
UC-WMCO 2,9 (12X3,5) YE CUS	0829061	1
UC-WMCO 2,9 (12X3,5) VT CUS	0829066	1
UC-WMCO 2,9 (12X3,5) BU CUS	0829062	1
UC-WMCO 2,9 (12X3,5) GN CUS	0829063	1


Magazine, for CMS-P1-PLOTTER

Assembly tool, for easily sliding on UC-WMCO 2,9 ... and UC-WMCO 3,6 ... conductor markers

Assembly tool set, for easily sliding on UC-WMCO 1,6 ... and UC-WMCO 4,9 ... conductor markers

Accessories

Accessories	Order No.	Pcs. / Pkt.
P1 UC-MAG 7	5146568	1
UC-WMCO 3,6 TOOL	0827804	10
UC-WMCO TOOL SET	0827807	1



PRINTED
FOR YOU



40 markers for conductor diameters from 2.1 to 2.9 mm, lettering field size: 21 x 3.5 mm

PRINTED
FOR YOU



32 markers for conductor diameters from 2.9 to 3.6 mm, lettering field size: 12 x 4.5 mm

PRINTED
FOR YOU



32 markers for conductor diameters from 2.9 to 3.6 mm, lettering field size: 21 x 4.5 mm

Technical data
BLUEMARK CLED • BLUEMARK LED • CMS-P1-PLOTTER
40
10
PA
V2
-40 ... 120
free from silicone and halogen
2.1 ... 2.9
0.75 ... 1.5

Technical data
BLUEMARK CLED • BLUEMARK LED • CMS-P1-PLOTTER
32
8
PA
V2
-40 ... 120
free from silicone and halogen
2.9 ... 3.6
1.5 ... 2.5

Technical data
BLUEMARK CLED • BLUEMARK LED • CMS-P1-PLOTTER
32
8
PA
V2
-40 ... 120
free from silicone and halogen
2.9 ... 3.6
1.5 ... 2.5

Ordering data		
Type	Order No.	Pcs. / Pkt.
UC-WMCO 2,9 (21X3,5)	0827162	10
UC-WMCO 2,9 (21X3,5) RD	0827576	10
UC-WMCO 2,9 (21X3,5) OG	0827577	10
UC-WMCO 2,9 (21X3,5) YE	0827573	10
UC-WMCO 2,9 (21X3,5) VT	0827578	10
UC-WMCO 2,9 (21X3,5) BU	0827574	10
UC-WMCO 2,9 (21X3,5) GN	0827575	10
UC-WMCO 2,9 (21X3,5) CUS	0829067	1
UC-WMCO 2,9 (21X3,5) RD CUS	0829071	1
UC-WMCO 2,9 (21X3,5) OG CUS	0829072	1
UC-WMCO 2,9 (21X3,5) YE CUS	0829068	1
UC-WMCO 2,9 (21X3,5) VT CUS	0829073	1
UC-WMCO 2,9 (21X3,5) BU CUS	0829069	1
UC-WMCO 2,9 (21X3,5) GN CUS	0829070	1

Ordering data		
Type	Order No.	Pcs. / Pkt.
UC-WMCO 3,6 (12X4,5)	0827176	10
UC-WMCO 3,6 (12X4,5) RD	0827588	10
UC-WMCO 3,6 (12X4,5) OG	0827589	10
UC-WMCO 3,6 (12X4,5) YE	0827585	10
UC-WMCO 3,6 (12X4,5) VT	0827590	10
UC-WMCO 3,6 (12X4,5) BU	0827586	10
UC-WMCO 3,6 (12X4,5) GN	0827587	10
UC-WMCO 3,6 (12X4,5) CUS	0829074	1
UC-WMCO 3,6 (12X4,5) RD CUS	0829078	1
UC-WMCO 3,6 (12X4,5) OG CUS	0829079	1
UC-WMCO 3,6 (12X4,5) YE CUS	0829075	1
UC-WMCO 3,6 (12X4,5) VT CUS	0829080	1
UC-WMCO 3,6 (12X4,5) BU CUS	0829076	1
UC-WMCO 3,6 (12X4,5) GN CUS	0829077	1

Ordering data		
Type	Order No.	Pcs. / Pkt.
UC-WMCO 3,6 (21X4,5)	0827190	10
UC-WMCO 3,6 (21X4,5) RD	0827600	10
UC-WMCO 3,6 (21X4,5) OG	0827601	10
UC-WMCO 3,6 (21X4,5) YE	0827597	10
UC-WMCO 3,6 (21X4,5) VT	0827602	10
UC-WMCO 3,6 (21X4,5) BU	0827598	10
UC-WMCO 3,6 (21X4,5) GN	0827599	10
UC-WMCO 3,6 (21X4,5) CUS	0829081	1
UC-WMCO 3,6 (21X4,5) RD CUS	0829085	1
UC-WMCO 3,6 (21X4,5) OG CUS	0829086	1
UC-WMCO 3,6 (21X4,5) YE CUS	0829082	1
UC-WMCO 3,6 (21X4,5) VT CUS	0829087	1
UC-WMCO 3,6 (21X4,5) BU CUS	0829083	1
UC-WMCO 3,6 (21X4,5) GN CUS	0829084	1

Accessories		
Type	Order No.	Pcs. / Pkt.
P1 UC-MAG 7	5146568	1
UC-WMCO 3,6 TOOL	0827804	10
UC-WMCO TOOL SET	0827807	1

Accessories		
Type	Order No.	Pcs. / Pkt.
P1 UC-MAG 7	5146568	1
UC-WMCO 3,6 TOOL	0827804	10
UC-WMCO TOOL SET	0827807	1

Accessories		
Type	Order No.	Pcs. / Pkt.
P1 UC-MAG 7	5146568	1
UC-WMCO 3,6 TOOL	0827804	10
UC-WMCO TOOL SET	0827807	1

Conductor and cable marking

UniCard slide-on conductor marking

- The UC-WMCO ... UniCard labeling range includes slide-on markers for the subsequent labeling of conductors. They can be slid on easily using the UC-WMCO ... TOOL
- Labeling service: Phoenix Contact can custom-label all UniCard markers in accordance with your requirements



24 markers for conductor diameters from 3.6 to 4.9 mm, lettering field size: 12 x 5 mm



24 markers for conductor diameters from 3.6 to 4.9 mm, lettering field size: 21 x 5 mm

Notes:
 1) For ordering example, see page 359.

		Technical data			Technical data		
General data		BLUEMARK CLED • BLUEMARK LED • CMS-P1-PLOTTER			BLUEMARK CLED • BLUEMARK LED • CMS-P1-PLOTTER		
Can be printed with:		24			24		
Number of individual labels		6			6		
Number of individual labels per strip		PA			PA		
Material		V2			V2		
Inflammability class according to UL 94		-40 ... 120			-40 ... 120		
Temperature range		[°C]			[°C]		
Components		free from silicone and halogen			free from silicone and halogen		
Conductor diameter range		[mm]			[mm]		
Conductor cross section range		[mm²]			[mm²]		
		2.5 ... 4			2.5 ... 4		
		Ordering data			Ordering data		
Description	Color	Type	Order No.	Pcs. / Pkt.	Type	Order No.	Pcs. / Pkt.
UniCard, for subsequent labeling of conductors							
	white	UC-WMCO 4,9 (12X5)	0827733	5	UC-WMCO 4,9 (21X5)	0827747	5
	red	UC-WMCO 4,9 (12X5) RD	0827737	5	UC-WMCO 4,9 (21X5) RD	0827751	5
	orange	UC-WMCO 4,9 (12X5) OG	0827738	5	UC-WMCO 4,9 (21X5) OG	0827752	5
	yellow	UC-WMCO 4,9 (12X5) YE	0827734	5	UC-WMCO 4,9 (21X5) YE	0827748	5
	violet	UC-WMCO 4,9 (12X5) VT	0827739	5	UC-WMCO 4,9 (21X5) VT	0827753	5
	blue	UC-WMCO 4,9 (12X5) BU	0827735	5	UC-WMCO 4,9 (21X5) BU	0827749	5
	green	UC-WMCO 4,9 (12X5) GN	0827736	5	UC-WMCO 4,9 (21X5) GN	0827750	5
UniCard, for subsequent labeling of conductors, labeled acc. to customer specifications¹⁾							
	white	UC-WMCO 4,9 (12X5) CUS	0829088	1	UC-WMCO 4,9 (21X5) CUS	0829095	1
	red	UC-WMCO 4,9 (12X5) RD CUS	0829092	1	UC-WMCO 4,9 (21X5) RD CUS	0829099	1
	orange	UC-WMCO 4,9 (12X5) OG CUS	0829093	1	UC-WMCO 4,9 (21X5) OG CUS	0829100	1
	yellow	UC-WMCO 4,9 (12X5) YE CUS	0829089	1	UC-WMCO 4,9 (21X5) YE CUS	0829096	1
	violet	UC-WMCO 4,9 (12X5) VT CUS	0829094	1	UC-WMCO 4,9 (21X5) VT CUS	0829101	1
	blue	UC-WMCO 4,9 (12X5) BU CUS	0829090	1	UC-WMCO 4,9 (21X5) BU CUS	0829097	1
	green	UC-WMCO 4,9 (12X5) GN CUS	0829091	1	UC-WMCO 4,9 (21X5) GN CUS	0829098	1
		Accessories			Accessories		
Magazine, for CMS-P1-PLOTTER		P1 UC-MAG 7	5146568	1	P1 UC-MAG 7	5146568	1
Assembly tool, for easily sliding on UC-WMCO 4,9 ... conductor markers		UC-WMCO 5,8 TOOL	0827805	10	UC-WMCO 5,8 TOOL	0827805	10
Assembly tool set, for easily sliding on UC-WMCO 1,6 ... and UC-WMCO 4,9 ... conductor markers		UC-WMCO TOOL SET	0827807	1	UC-WMCO TOOL SET	0827807	1

Conductor marking with ferrules that can be labeled

Can be printed with:



UV LED technology



Ferrules for conductors with a cross section of 0.5 to 2.5 mm², lettering field size: 15 x 4 mm

- Ferrules can be labeled with BLUEMARK CLED
- Crimping and marking in one step
- Highly resistant and optimum printing quality thanks to modern UV printing technology
- Ferrules made from electrolytic copper
- Electrogalvanized
- Corresponding crimping pliers can be found on page 393.

General data	
Can be printed with:	
Material / coating	
Temperature range	[°C]
Components	


Technical data	
BLUEMARK CLED • BLUEMARK LED	
E-CU / tin-plated (galvanic)	
-40 ... 120	
free from silicone and halogen	

Description	Color
Ferrules , with plastic sleeve that can be marked, color range according to DIN 46228-4: 1990-09	
20 pcs., 0.5 mm ² cross section	white
20 pcs., 0.75 mm ² cross section	gray
20 pcs., 1.0 mm ² cross section	red
20 pcs., 1.5 mm ² cross section	white
20 pcs., 2.5 mm ² cross section	blue

Ordering data		
Type	Order No.	Pcs. / Pkt.
AI-WM 0,5-8 WH	3240542	780
AI-WM 0,75-8 GY	3240543	780
AI-WM 1-8 RD	3240544	780
AI-WM 1,5-8 WH	3240545	780
AI-WM 2,5-8 BU	3240572	528


Magazine for BLUEMARK printer, for accommodating ferrules with insulating collar that can be labeled	
For 0.5 – 1.5 mm ²	
For 2.5 mm ²	

Accessories		
	Order No.	Pcs. / Pkt.
BLUEMARK MAG AI-WM	5146567	1
BLUEMARK MAG AI-WM 2,5	5146640	1



Conductor and cable marking

UniCard conductor marking for marking collars



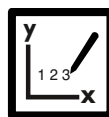
- The UC-WMT ... UniCard labeling range includes markers for conductor marking with marking collars from the PATG/PATO ... system; see page 224
- The markers, which are supplied in uniform sheets, can be printed onto quickly and easily using the BLUEMARK CLED
- The format automatically ensures printing with a high level of positional accuracy
- Labeled insert strips are simply inserted into the collars. This protects the marking against contamination
- To simplify mounting, the insert labels are arranged on UniCard sheets so that they can be separated branch by branch
- The sheets provide space for including function texts
- Labeling service: Phoenix Contact can custom-label all UniCard markers in accordance with your requirements

Notes:
PATG/PATO ... system, see page 224.
¹⁾ For ordering example, see page 359.

Can be printed with:



UV LED technology



Plotter

PRINTED
FOR YOU



48 markers
for a lettering field size of 10 x 4 mm

General data	
Can be printed with:	
Number of individual labels	
Number of individual labels per strip	
Material	
Inflammability class according to UL 94	
Temperature range	[°C]
Components	


Technical data
BLUEMARK CLED • BLUEMARK LED • CMS-P1-PLOTTER
48
8
PA
V2
-40 ... 120
free from silicone and halogen

Description	Color
UniCard, with insert strips for PATG and PATO marking collars	
	white
	red
	orange
	yellow
	violet
	blue
	green
UniCard, with insert strips for marking system, labeled acc. to customer specifications¹⁾	
	white
	red
	orange
	yellow
	violet
	blue
	green

Ordering data		
Type	Order No.	Pcs. / Pkt.
UC-WMT (10X4)	0819372	10
UC-WMT (10X4) RD	0821001	10
UC-WMT (10X4) OG	0823986	10
UC-WMT (10X4) YE	0819385	10
UC-WMT (10X4) VT	0825360	10
UC-WMT (10X4) BU	0820992	10
UC-WMT (10X4) GN	0823999	10
UC-WMT (10X 4) CUS	0824788	1
UC-WMT (10X 4) RD CUS	0824790	1
UC-WMT (10X4) OG CUS	0824796	1
UC-WMT (10X 4) YE CUS	0824791	1
UC-WMT (10X4) VT CUS	0826789	1
UC-WMT (10X 4) BU CUS	0824789	1
UC-WMT (10X4) GN CUS	0824795	1

Magazine, for CMS-P1-PLOTTER

Accessories		
Type	Order No.	Pcs. / Pkt.
P1 UC-MAG 4	5146105	1



PRINTED
FOR YOU



32 markers
for a lettering field size of 12 x 4 mm

PRINTED
FOR YOU



32 markers
for a lettering field size of 15 x 4 mm

PRINTED
FOR YOU



24 markers
for a lettering field size of 18 x 4 mm

Technical data
BLUEMARK CLED • BLUEMARK LED • CMS-P1-PLOTTER
32
8
PA
V2
-40 ... 120
free from silicone and halogen

Technical data
BLUEMARK CLED • BLUEMARK LED • CMS-P1-PLOTTER
32
8
PA
V2
-40 ... 120
free from silicone and halogen

Technical data
BLUEMARK CLED • BLUEMARK LED • CMS-P1-PLOTTER
24
8
PA
V2
-40 ... 120
free from silicone and halogen

Ordering data		
Type	Order No.	Pcs. / Pkt.
UC-WMT (12X4)	0823517	10
UC-WMT (12X4) RD	0823614	10
UC-WMT (12X4) OG	0823588	10
UC-WMT (12X4) YE	0823591	10
UC-WMT (12X4) VT	0825378	10
UC-WMT (12X4) BU	0823575	10
UC-WMT (12X4) GN	0823601	10
UC-WMT (12X4) CUS	0827033	1
UC-WMT (12X4) RD CUS	0827035	1
UC-WMT (12X4) OG CUS	0827036	1
UC-WMT (12X4) YE CUS	0827037	1
UC-WMT (12X4) VT CUS	0827038	1
UC-WMT (12X4) BU CUS	0827039	1
UC-WMT (12X4) GN CUS	0827040	1

Ordering data		
Type	Order No.	Pcs. / Pkt.
UC-WMT (15X4)	0819398	10
UC-WMT (15X4) RD	0821043	10
UC-WMT (15X4) OG	0824037	10
UC-WMT (15X4) YE	0819408	10
UC-WMT (15X4) VT	0825361	10
UC-WMT (15X4) BU	0821030	10
UC-WMT (15X4) GN	0824040	10
UC-WMT (15X 4) CUS	0824812	1
UC-WMT (15X 4) RD CUS	0824814	1
UC-WMT (15X4) OG CUS	0824821	1
UC-WMT (15X 4) YE CUS	0824815	1
UC-WMT (15X4) VT CUS	0826791	1
UC-WMT (15X 4) BU CUS	0824813	1
UC-WMT (15X4) GN CUS	0824820	1

Ordering data		
Type	Order No.	Pcs. / Pkt.
UC-WMT (18X4)	0820293	10
UC-WMT (18X4) RD	0821085	10
UC-WMT (18X4) OG	0824079	10
UC-WMT (18X4) YE	0820303	10
UC-WMT (18X4) VT	0825362	10
UC-WMT (18X4) BU	0821072	10
UC-WMT (18X4) GN	0824082	10
UC-WMT (18X4) CUS	0824824	1
UC-WMT (18X4) RD CUS	0824826	1
UC-WMT (18X4) OG CUS	0824833	1
UC-WMT (18X4) YE CUS	0824827	1
UC-WMT (18X4) VT CUS	0826793	1
UC-WMT (18X4) BU CUS	0824825	1
UC-WMT (18X4) GN CUS	0824832	1

Accessories		
Type	Order No.	Pcs. / Pkt.
P1 UC-MAG 4	5146105	1

Accessories		
Type	Order No.	Pcs. / Pkt.
P1 UC-MAG 4	5146105	1

Accessories		
Type	Order No.	Pcs. / Pkt.
P1 UC-MAG 4	5146105	1

Marking and labeling - MARKING system

Conductor and cable marking

UniCard conductor marking for marking collars

- The UC-WMT ... UniCard labeling range includes markers for conductor marking with marking collars from the PATG/PATO ... system; see page 224
- Labeling service: Phoenix Contact can custom-label all UniCard markers in accordance with your requirements

Notes:
PATG/PATO ... system, see page 224.
1) For ordering example, see page 359.



24 markers
for a lettering field size of 23 x 4 mm



16 markers
for a lettering field size of 30 x 4 mm

General data

Can be printed with:	BLUEMARK CLED • BLUEMARK LED • CMS-P1-PLOTTER
Number of individual labels	24
Number of individual labels per strip	8
Material	PA
Inflammability class according to UL 94	V2
Temperature range	-40 ... 120 [°C]
Components	free from silicone and halogen

Technical data

Can be printed with:	BLUEMARK CLED • BLUEMARK LED • CMS-P1-PLOTTER
Number of individual labels	24
Number of individual labels per strip	8
Material	PA
Inflammability class according to UL 94	V2
Temperature range	-40 ... 120 [°C]
Components	free from silicone and halogen

Technical data

Can be printed with:	BLUEMARK CLED • BLUEMARK LED • CMS-P1-PLOTTER
Number of individual labels	16
Number of individual labels per strip	8
Material	PA
Inflammability class according to UL 94	V2
Temperature range	-40 ... 120 [°C]
Components	free from silicone and halogen

Ordering data

Description	Color	Type	Order No.	Pcs. / Pkt.
UniCard, with insert strips for PATG and PATO marking collars				
	white	UC-WMT (23X4)	0819411	10
	red	UC-WMT (23X4) RD	0821124	10
	orange	UC-WMT (23X4) OG	0824118	10
	yellow	UC-WMT (23X4) YE	0819424	10
	violet	UC-WMT (23X4) VT	0825363	10
	blue	UC-WMT (23X4) BU	0821111	10
	green	UC-WMT (23X4) GN	0824121	10
UniCard, with insert strips for marking system, labeled acc. to customer specifications¹⁾				
	white	UC-WMT (23X4) CUS	0824838	1
	red	UC-WMT (23X4) RD CUS	0824842	1
	orange	UC-WMT (23X4) OG CUS	0824841	1
	yellow	UC-WMT (23X4) YE CUS	0824843	1
	violet	UC-WMT (23X4) VT CUS	0826795	1
	blue	UC-WMT (23X4) BU CUS	0824839	1
	green	UC-WMT (23X4) GN CUS	0824840	1

Ordering data

Description	Color	Type	Order No.	Pcs. / Pkt.
UniCard, with insert strips for marking system, labeled acc. to customer specifications¹⁾				
	white	UC-WMT (30X4)	0819437	10
	red	UC-WMT (30X4) RD	0821166	10
	orange	UC-WMT (30X4) OG	0824150	10
	yellow	UC-WMT (30X4) YE	0819440	10
	violet	UC-WMT (30X4) VT	0825364	10
	blue	UC-WMT (30X4) BU	0821153	10
	green	UC-WMT (30X4) GN	0824163	10
	white	UC-WMT (30X4) CUS	0824848	1
	red	UC-WMT (30X4) RD CUS	0824855	1
	orange	UC-WMT (30X4) OG CUS	0824854	1
	yellow	UC-WMT (30X4) YE CUS	0824849	1
	violet	UC-WMT (30X4) VT CUS	0826797	1
	blue	UC-WMT (30X4) BU CUS	0824852	1
	green	UC-WMT (30X4) GN CUS	0824853	1

Accessories

Magazine, for CMS-P1-PLOTTER	P1 UC-MAG 4	5146105	1
-------------------------------------	-------------	---------	---

Accessories

Magazine, for CMS-P1-PLOTTER	P1 UC-MAG 4	5146105	1
-------------------------------------	-------------	---------	---

UniCard cable marking for assembly with cable binders



- The UC-WMTB ... UniCard labeling range includes markers that can be secured using standard cable binders
- The markers, which are supplied in uniform sheets, can be printed onto quickly and easily using the BLUEMARK CLED
- The format automatically ensures printing with a high level of positional accuracy
- For large-surface labeling of conductors and cables > 7 mm in diameter
- The sheets provide space for including function texts
- Labeling service: Phoenix Contact can custom-label all UniCard markers in accordance with your requirements

Notes:
For more cable markers for fixing with cable binders, visit: www.phoenixcontact.net/products .
For corresponding cable binders, see page 574 onwards.
¹⁾ For ordering example, see page 359.

Can be printed with:



UV LED technology



Plotter

PRINTED
FOR YOU



Markers for cable diameters > 7 mm

General data	
Can be printed with:	
Material	
Inflammability class according to UL 94	
Temperature range	[°C]
Components	
Cable diameter range	[mm]
Cable cross section range	[mm²]

Technical data	
BLUEMARK CLED • BLUEMARK LED • CMS-P1-PLOTTER	
PA	
V2	
-40 ... 120	
free from silicone and halogen	
> 7	
> 16	

Description	Color
UniCard , for assembly with two cable binders, 4-section, lettering field size: 44 x 15 mm	white red orange yellow violet blue green silver brown

Ordering data

Type	Order No.	Pcs. / Pkt.
UC-WMTB (44X15)	0828376	10
UC-WMTB (44X15) RD	0828377	10
UC-WMTB (44X15) OG	0828378	10
UC-WMTB (44X15) YE	0828379	10
UC-WMTB (44X15) VT	0828380	10
UC-WMTB (44X15) BU	0828381	10
UC-WMTB (44X15) GN	0828382	10
UC-WMTB (44X15) SR	0828383	10
UC-WMTB (44X15) BN	0828384	10
UC-WMTB (52X30)	5775288	10
UC-WMTB (52X50)	5775289	10
UC-WMTB (44X15) CUS	0829379	1
UC-WMTB (44X15) OG CUS	0829405	1
UC-WMTB (44X15) YE CUS	0829409	1
UC-WMTB (44X15) VT CUS	0829408	1
UC-WMTB (44X15) BU CUS	0829403	1
UC-WMTB (44X15) GN CUS	0829404	1
UC-WMTB (44X15) SR CUS	0829407	1
UC-WMTB (44X15) BN CUS	0829402	1
UC-WMTB (52X30) CUS	0829432	1
UC-WMTB (52X50) CUS	0829433	1

UniCard , for assembly with one cable binder	
3-section, lettering field size: 52 x 30 mm	white
2-section, lettering field size: 52 x 50 mm	white
UniCard , for mounting with two cable binders, labeled acc. to customer specifications , 4-section, lettering field size: 44 x 15 mm ¹⁾	white orange yellow violet blue green silver brown
UniCard , for assembly with one cable binder, labeled acc. to customer specifications¹⁾	
3-section, lettering field size: 52 x 30 mm	white
2-section, lettering field size: 52 x 50 mm	white

Magazine, for CMS-P1-PLOTTER

Accessories


P1 UC-MAG 6	5146121	1
-------------	---------	---



Conductor and cable marking

UniCard cable marking for assembly with cable binders

Can be printed with:



UV LED technology



Plotter

PRINTED
FOR YOU



12 markers for a cable diameter > 4 mm,
lettering field size: 24 x 5 mm

- The UC-WMTBA ... UniCard labeling range includes markers that can be secured using standard cable binders
- The markers, which are supplied in uniform sheets, can be printed onto quickly and easily using the BLUEMARK CLED
- The format automatically ensures printing with a high level of positional accuracy
- For large-surface labeling of conductors and cables > 4 mm in diameter
- The sheets provide space for including function texts
- Thanks to their angular shape the markers fit perfectly onto cables
- Labeling service: Phoenix Contact can custom-label all UniCard markers in accordance with your requirements

Notes:
Cable binders can be used for UC-WMTBA... up to a width of 5 mm.
For corresponding cable binders, see page 574 onwards.
1) For ordering example, see page 359.

General data	
Can be printed with:	
Number of individual labels	12
Number of individual labels per strip	4
Material	PA
Inflammability class according to UL 94	V2
Temperature range	[-40 ... 120] [°C]
Components	free from silicone and halogen
Cable diameter range	[> 4] [mm]

Technical data	
BLUEMARK CLED • BLUEMARK LED • CMS-P1-PLOTTER	
12	
4	
PA	
V2	
-40 ... 120	
free from silicone and halogen	
> 4	

Description	Color
UniCard, for assembly with cable binders	white
	red
	orange
	yellow
	violet
	blue
	green
UniCard, for assembly with cable binders, labeled acc. to customer specifications ¹⁾	white
	red
	orange
	yellow
	violet
	blue
	green

Ordering data		
Type	Order No.	Pcs. / Pkt.
UC-WMTBA (24X5)	0820426	10
UC-WMTBA (24X5) RD	0820565	10
UC-WMTBA (24X5) OG	0825342	10
UC-WMTBA (24X5) YE	0820439	10
UC-WMTBA (24X5) VT	0825344	10
UC-WMTBA (24X5) BU	0820552	10
UC-WMTBA (24X5) GN	0825343	10
UC-WMTBA (24X5) CUS	0824860	1
UC-WMTBA (24X5) RD CUS	0824862	1
UC-WMTBA (24X5) OG CUS	0826800	1
UC-WMTBA (24X5) YE CUS	0824863	1
UC-WMTBA (24X5) VT CUS	0826801	1
UC-WMTBA (24X5) BU CUS	0824861	1
UC-WMTBA (24X5) GN CUS	0826799	1

Magazine, for CMS-P1-PLOTTER	
P1 UC-MAG 1	5146079

Accessories		
Type	Order No.	Pcs. / Pkt.
P1 UC-MAG 1	5146079	1



PRINTED
FOR YOU



12 markers for a cable diameter > 6 mm,
lettering field size: 29 x 8 mm

PRINTED
FOR YOU



4 markers for a cable diameter > 6 mm,
lettering field size: 60 x 11 mm

Technical data
BLUEMARK CLED • BLUEMARK LED • CMS-P1-PLOTTER
12
4
PA
V2
-40 ... 120
free from silicone and halogen
> 6

Technical data
BLUEMARK CLED • BLUEMARK LED • CMS-P1-PLOTTER
4
1
PA
V2
-40 ... 120
free from silicone and halogen
> 6

Ordering data		
Type	Order No.	Pcs. / Pkt.
UC-WMTBA (29X8)	0820183	10
UC-WMTBA (29X8) RD	0820604	10
UC-WMTBA (29X8) OG	0825345	10
UC-WMTBA (29X8) YE	0820390	10
UC-WMTBA (29X8) VT	0825347	10
UC-WMTBA (29X8) BU	0820594	10
UC-WMTBA (29X8) GN	0825346	10
UC-WMTBA (29X8) CUS	0824868	1
UC-WMTBA (29X8) RD CUS	0824870	1
UC-WMTBA (29X8) OG CUS	0826806	1
UC-WMTBA (29X8) YE CUS	0824871	1
UC-WMTBA (29X8) VT CUS	0826807	1
UC-WMTBA (29X8) BU CUS	0824869	1
UC-WMTBA (29X8) GN CUS	0826805	1

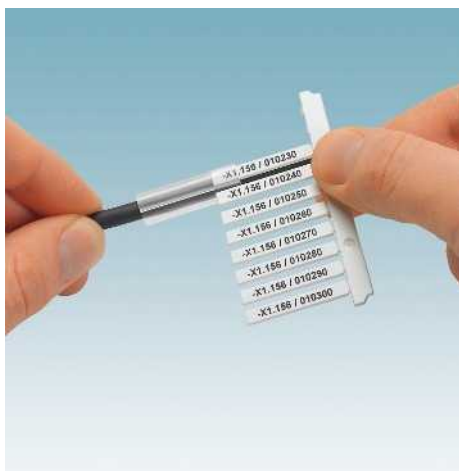
Ordering data		
Type	Order No.	Pcs. / Pkt.
UC-WMTBA (60X11)	0820468	10
UC-WMTBA (60X11) RD	0820646	10
UC-WMTBA (60X11) OG	0825348	10
UC-WMTBA (60X11) YE	0820471	10
UC-WMTBA (60X11) VT	0825350	10
UC-WMTBA (60X11) BU	0820633	10
UC-WMTBA (60X11) GN	0825349	10
UC-WMTBA (60X11) CUS	0824876	1
UC-WMTBA (60X11) RD CUS	0824878	1
UC-WMTBA (60X11) OG CUS	0826812	1
UC-WMTBA (60X11) YE CUS	0824879	1
UC-WMTBA (60X11) VT CUS	0826813	1
UC-WMTBA (60X11) BU CUS	0824877	1
UC-WMTBA (60X11) GN CUS	0826811	1

Accessories		
Type	Order No.	Pcs. / Pkt.
P1 UC-MAG 1	5146079	1

Accessories		
Type	Order No.	Pcs. / Pkt.
P1 UC-MAG 1	5146079	1

Conductor and cable marking

UniCard conductor marking for marking collars



- The UCT-WMT ... UniCard labeling range includes markers for conductor marking with marking collars from the PATG/PATO ... system; see page 224
- The markers, which are supplied in uniform sheets, can be printed onto quickly and easily using the BLUEMARK CLED
- The format automatically ensures printing with a high level of positional accuracy
- Labeled insert strips are simply inserted into the collars. This protects the marking against contamination
- To simplify mounting, the insert labels are arranged on UniCard sheets so that they can be separated branch by branch
- The sheets provide space for including function texts
- Labeling service: Phoenix Contact can custom-label all UniCard markers in accordance with your requirements

Notes:
 PATG/PATO ... system, see page 224.
 1) For ordering example, see page 359.

Can be printed with:



Thermal transfer for sheets and cards



UV LED technology

PRINTED
FOR YOU



60 markers with 10 x 4 mm lettering field size

General data	
Can be printed with:	
Number of individual labels	
Material	
Inflammability class according to UL 94	
Temperature range	[°C]
Components	


Technical data	
THERMOMARK CARD PLUS • THERMOMARK CARD • BLUE-MARK CLED • BLUEMARK LED	
60	
PC V0	
V0	
-40 ... 120	[°C]
free from silicone and halogen	

Description	Color
UniCard, with insert strips for PATG and PATO marking collars	
	white
	red
	orange
	yellow
	violet
	blue
	green
UniCard, with insert strips for PATG, PATO marking system, labeled according to customer specifications¹⁾	
	white
	red
	orange
	yellow
	violet
	blue
	green

Ordering data		
Type	Order No.	Pcs. / Pkt.
UCT-WMT (10X4)	0801430	10
UCT-WMT (10X4) RD	0801433	10
UCT-WMT (10X4) OG	0801434	10
UCT-WMT (10X4) YE	0801431	10
UCT-WMT (10X4) VT	0801436	10
UCT-WMT (10X4) BU	0801437	10
UCT-WMT (10X4) GN	0801435	10
UCT-WMT (10X4) CUS	0801515	1
UCT-WMT (10X4) RD CUS	0801517	1
UCT-WMT (10X4) OG CUS	0801518	1
UCT-WMT (10X4) YE CUS	0801516	1
UCT-WMT (10X4) VT CUS	0801520	1
UCT-WMT (10X4) BU CUS	0801521	1
UCT-WMT (10X4) GN CUS	0801519	1

Magazine, for THERMOMARK CARD ..., for accommodating UCT-WMT ... sheets, UCT-EM (17X10)

Accessories		
THERMOMARK CARD-UCT-MAG7	0801734	1



PRINTED
FOR YOU



50 markers with 12 x 4 mm lettering field size

PRINTED
FOR YOU



50 markers with 15 x 4 mm lettering field size

PRINTED
FOR YOU



40 markers with 18 x 4 mm lettering field size

Technical data

THERMOMARK CARD PLUS • THERMOMARK CARD • BLUE-MARK CLED • BLUEMARK LED

50
PC V0
V0
-40 ... 120
free from silicone and halogen

Technical data

THERMOMARK CARD PLUS • THERMOMARK CARD • BLUE-MARK CLED • BLUEMARK LED

50
PC V0
V0
-40 ... 120
free from silicone and halogen

Technical data

THERMOMARK CARD PLUS • THERMOMARK CARD • BLUE-MARK CLED • BLUEMARK LED

40
PC V0
V0
-40 ... 120
free from silicone and halogen

Ordering data

Type	Order No.	Pcs. / Pkt.
UCT-WMT (12X4)	0801438	10
UCT-WMT (12X4) RD	0801440	10
UCT-WMT (12X4) OG	0801441	10
UCT-WMT (12X4) YE	0801439	10
UCT-WMT (12X4) VT	0801443	10
UCT-WMT (12X4) BU	0801444	10
UCT-WMT (12X4) GN	0801442	10
UCT-WMT (12X4) CUS	0801522	1
UCT-WMT (12X4) RD CUS	0801524	1
UCT-WMT (12X4) OG CUS	0801525	1
UCT-WMT (12X4) YE CUS	0801523	1
UCT-WMT (12X4) VT CUS	0801528	1
UCT-WMT (12X4) BU CUS	0801529	1
UCT-WMT (12X4) GN CUS	0801527	1

Ordering data

Type	Order No.	Pcs. / Pkt.
UCT-WMT (15X4)	0801446	10
UCT-WMT (15X4) RD	0801448	10
UCT-WMT (15X4) OG	0801449	10
UCT-WMT (15X4) YE	0801447	10
UCT-WMT (15X4) VT	0801451	10
UCT-WMT (15X4) BU	0801452	10
UCT-WMT (15X4) GN	0801450	10
UCT-WMT (15X4) CUS	0801530	1
UCT-WMT (15X4) RD CUS	0801533	1
UCT-WMT (15X4) OG CUS	0801534	1
UCT-WMT (15X4) YE CUS	0801531	1
UCT-WMT (15X4) VT CUS	0801536	1
UCT-WMT (15X4) BU CUS	0801537	1
UCT-WMT (15X4) GN CUS	0801535	1

Ordering data

Type	Order No.	Pcs. / Pkt.
UCT-WMT (18X4)	0801462	10
UCT-WMT (18X4) RD	0801464	10
UCT-WMT (18X4) OG	0801465	10
UCT-WMT (18X4) YE	0801463	10
UCT-WMT (18X4) VT	0801467	10
UCT-WMT (18X4) BU	0801468	10
UCT-WMT (18X4) GN	0801466	10
UCT-WMT (18X4) CUS	0801538	1
UCT-WMT (18X4) RD CUS	0801541	1
UCT-WMT (18X4) OG CUS	0801543	1
UCT-WMT (18X4) YE CUS	0801540	1
UCT-WMT (18X4) VT CUS	0801545	1
UCT-WMT (18X4) BU CUS	0801546	1
UCT-WMT (18X4) GN CUS	0801544	1

Accessories

Type	Order No.	Pcs. / Pkt.
THERMOMARK CARD-UCT-MAG7	0801734	1

Accessories

Type	Order No.	Pcs. / Pkt.
THERMOMARK CARD-UCT-MAG7	0801734	1

Accessories

Type	Order No.	Pcs. / Pkt.
THERMOMARK CARD-UCT-MAG7	0801734	1

Conductor and cable marking

UniCard conductor marking for marking collars

- The UCT-WMT ... UniCard labeling range includes markers for conductor marking with marking collars from the PATG/PATO ... system; see page 224
- The sheets provide space for including function texts
- Labeling service: Phoenix Contact can custom-label all UniCard markers in accordance with your requirements

Can be printed with:



Thermal transfer for sheets and cards



UV LED technology



30 markers with 23 x 4 mm lettering field size

Notes:
1) For ordering example, see page 359.

General data	
Can be printed with:	
Number of individual labels	
Material	
Inflammability class according to UL 94	
Temperature range	[°C]
Components	

Technical data	
THERMOMARK CARD PLUS • THERMOMARK CARD • BLUEMARK CLED • BLUEMARK LED	
30	
PC V0	
V0	
-40 ... 120	
free from silicone and halogen	

Description	Color
UniCard, with insert strips for PATG and PATO marking collars	
	white
	red
	orange
	yellow
	violet
	blue
	green
UniCard, with insert strips for marking system, labeled acc. to customer specifications¹⁾	
	white
	red
	orange
	yellow
	violet
	blue
	green

Ordering data		
Type	Order No.	Pcs. / Pkt.
UCT-WMT (23X4)	0801453	10
UCT-WMT (23X4) RD	0801455	10
UCT-WMT (23X4) OG	0801456	10
UCT-WMT (23X4) YE	0801454	10
UCT-WMT (23X4) VT	0801459	10
UCT-WMT (23X4) BU	0801460	10
UCT-WMT (23X4) GN	0801457	10
UCT-WMT (23X4) CUS	0801547	1
UCT-WMT (23X4) RD CUS	0801549	1
UCT-WMT (23X4) OG CUS	0801550	1
UCT-WMT (23X4) YE CUS	0801548	1
UCT-WMT (23X4) VT CUS	0801552	1
UCT-WMT (23X4) BU CUS	0801553	1
UCT-WMT (23X4) GN CUS	0801551	1

Magazine, for THERMOMARK CARD ..., for accommodating UCT-WMT ... sheets, UCT-EM (17X10)	

Accessories		
	Order No.	Pcs. / Pkt.
THERMOMARK CARD-UCT-MAG7	0801734	1

PRINTED
FOR YOU



30 markers with 30 x 4 mm lettering field size

Technical data

THERMOMARK CARD PLUS • THERMOMARK CARD •
BLUEMARK CLED • BLUEMARK LED

30

PC V0

V0

-40 ... 120

free from silicone and halogen

Ordering data

Type	Order No.	Pcs. / Pkt.
UCT-WMT (30X4)	0801422	10
UCT-WMT (30X4) RD	0801424	10
UCT-WMT (30X4) OG	0801425	10
UCT-WMT (30X4) YE	0801423	10
UCT-WMT (30X4) VT	0801427	10
UCT-WMT (30X4) BU	0801428	10
UCT-WMT (30X4) GN	0801426	10
UCT-WMT (30X4) CUS	0801507	1
UCT-WMT (30X4) RD CUS	0801509	1
UCT-WMT (30X4) OG CUS	0801510	1
UCT-WMT (30X4) YE CUS	0801508	1
UCT-WMT (30X4) VT CUS	0801512	1
UCT-WMT (30X4) BU CUS	0801514	1
UCT-WMT (30X4) GN CUS	0801511	1

Accessories

THERMOMARK CARD-UCT-MAG7	0801734	1
--------------------------	---------	---

Conductor and cable marking

UniCard slide-on conductor marking

Can be printed with:



Thermal transfer for sheets and cards



UV LED technology



55 markers for conductor diameters from 1.5 to 4.7 mm

- The UCT-WMS ... UniCard labeling range includes markers that can be slid onto conductors
- The markers, which are supplied in uniform sheets, can be printed onto quickly and easily using the THERMOMARK CARD and BLUEMARK CLED
- The format automatically ensures printing with a high level of positional accuracy
- The markers support multiline labeling
- The sheets provide space for including function texts
- Labeling service: Phoenix Contact can custom-label all UniCard markers in accordance with your requirements

Notes:
 1) For ordering example, see page 359.

General data	
Can be printed with:	
Material	
Inflammability class according to UL 94	
Temperature range	[°C]
Components	

Technical data	
THERMOMARK CARD PLUS • THERMOMARK CARD • BLUE-MARK CLED • BLUEMARK LED	
PC V0	
V0	
-40 ... 120	
free from silicone and halogen	

Description	Color
UniCard , for labeling conductors with a diameter of 1.5 - 3.2 mm	
55-section, lettering field size: 12 x 4 mm	white yellow
45-section, lettering field size: 12 x 5.5 mm, for conductors with a diameter of 2.5 - 4.7 mm	white yellow
UniCard , for labeling conductors with a diameter of 1.5 - 3.2 mm, labeled acc. to customer specifications ¹⁾	
55-section, lettering field size: 12 x 4 mm	white yellow
45-section, lettering field size: 12 x 5.5 mm, for conductors with a diameter of 2.5 - 4.7 mm	white yellow


Ordering data		
Type	Order No.	Pcs. / Pkt.
UCT-WMS 3,2 (12X4)	0828570	8
UCT-WMS 3,2 (12X4) YE	0828572	8
UCT-WMS 4,7 (12X5,5)	0828571	6
UCT-WMS 4,7 (12X5,5) YE	0828573	6
UCT-WMS 3,2 (12X4) CUS	0829951	1
UCT-WMS 3,2 (12X4) YE CUS	0829952	1
UCT-WMS 4,7 (12X5,5) CUS	0829953	1
UCT-WMS 4,7 (12X5,5) YE CUS	0829954	1

Accessories		
Magazine, for THERMOMARK CARD ..., for accommodating: UCT-WMS ...		

THERMOMARK CARD-UCT-MAG3	5146613	1
--------------------------	---------	---



UniSheet conductor marking for marking collars



- The US-WMT ... UniSheet labeling range includes markers for conductor marking with marking collars from the PATG/PATO ... system
- The markers, which are supplied as uniform cards, can be printed onto quickly, easily, and cost-effectively using the THERMOMARK CARD
- Labeled insert strips are simply inserted into the collars. This protects the marking against contamination
- The perforated marking strips are easy to separate and can be easily fitted
- The sheets provide space for including function texts
- Labeling service: Phoenix Contact can custom-label all UniSheet markers in accordance with your requirements

Notes:

For PATG/PATO... system marking collars, see page 224.

¹⁾ For ordering example, see page 359.

Can be printed with:



Thermal transfer for sheets and cards

PRINTED
FOR YOU



112 markers
for a lettering field size of 10 x 4 mm

Technical data

General data

Can be printed with:	
Number of individual labels	112
Number of individual labels per strip	14
Material	PVC
Inflammability class according to UL 94	V0
Temperature range	-30 ... 80 [°C]
Wipe resistance	DIN EN 61010-1 (VDE 0411-1)
Components	Silicone-free

THERMOMARK CARD PLUS • THERMOMARK CARD	
112	
14	
PVC	
V0	
-30 ... 80	
DIN EN 61010-1 (VDE 0411-1)	
Silicone-free	


Ordering data

Description	Color	Type	Order No.	Pcs. / Pkt.
UniSheet, with insert strips for PATG and PATO marking collars				
	white	US-WMT (10X4)	0828765	10
	red	US-WMT (10X4) RD	0829273	10
	orange	US-WMT (10X4) OG	0829274	10
	yellow	US-WMT (10X4) YE	0828952	10
	violet	US-WMT (10X4) VT	0829276	10
	blue	US-WMT (10X4) BU	0829277	10
	green	US-WMT (10X4) GN	0829278	10
UniSheet, with insert strips for marking system, labeled acc. to customer specifications¹⁾				
	white	US-WMT (10X4) CUS	0829957	1
	red	US-WMT (10X4) RD CUS	0829958	1
	orange	US-WMT (10X4) OG CUS	0829959	1
	yellow	US-WMT (10X4) YE CUS	0829960	1
	violet	US-WMT (10X4) VT CUS	0829961	1
	blue	US-WMT (10X4) BU CUS	0829962	1
	green	US-WMT (10X4) GN CUS	0829963	1

Accessories

Magazine, for THERMOMARK CARD..., for accommodating all US-... materials

THERMOMARK CARD-US-MAG1	5146451	1
-------------------------	---------	---



Marking and labeling - MARKING system

Conductor and cable marking

UniSheet cable marking for marking collars

- The US-WMT ... UniSheet labeling range includes markers for conductor marking with marking collars from the PATG/PATO ... system
- Labeling service: Phoenix Contact can custom-label all UniSheet markers in accordance with your requirements



98 markers for a lettering field size of 12 x 4 mm



84 markers for a lettering field size of 15 x 4 mm

Notes:
For PATG/PATO... system marking collars, see page 224.
¹⁾ For ordering example, see page 359.

		Technical data			Technical data		
General data		THERMOMARK CARD PLUS • THERMOMARK CARD			THERMOMARK CARD PLUS • THERMOMARK CARD		
Can be printed with:		98			84		
Number of individual labels		14			14		
Number of individual labels per strip		PVC			PVC		
Material		V0			V0		
Inflammability class according to UL 94		-30 ... 80			-30 ... 80		
Temperature range		[°C] DIN EN 61010-1 (VDE 0411-1)			DIN EN 61010-1 (VDE 0411-1)		
Wipe resistance		Silicone-free			Silicone-free		
Components							
		Ordering data			Ordering data		
Description	Color	Type	Order No.	Pcs. / Pkt.	Type	Order No.	Pcs. / Pkt.
UniSheet, with insert strips for PATG and PATO marking collars							
	white	US-WMT (12X4)	0828766	10	US-WMT (15X4)	0828767	10
	red	US-WMT (12X4) RD	0829280	10	US-WMT (15X4) RD	0829287	10
	orange	US-WMT (12X4) OG	0829281	10	US-WMT (15X4) OG	0829288	10
	yellow	US-WMT (12X4) YE	0828953	10	US-WMT (15X4) YE	0828954	10
	violet	US-WMT (12X4) VT	0829283	10	US-WMT (15X4) VT	0829290	10
	blue	US-WMT (12X4) BU	0829284	10	US-WMT (15X4) BU	0829291	10
	green	US-WMT (12X4) GN	0829285	10	US-WMT (15X4) GN	0829292	10
UniSheet, with insert strips for marking system, labeled acc. to customer specifications¹⁾							
	white	US-WMT (12X4) CUS	0829964	1	US-WMT (15X4) CUS	0829971	1
	red	US-WMT (12X4) RD CUS	0829965	1	US-WMT (15X4) RD CUS	0829972	1
	orange	US-WMT (12X4) OG CUS	0829966	1	US-WMT (15X4) OG CUS	0829973	1
	yellow	US-WMT (12X4) YE CUS	0829967	1	US-WMT (15X4) YE CUS	0829974	1
	violet	US-WMT (12X4) VT CUS	0829968	1	US-WMT (15X4) VT CUS	0829975	1
	blue	US-WMT (12X4) BU CUS	0829969	1	US-WMT (15X4) BU CUS	0829976	1
	blue	US-WMT (12X4) GN CUS	0829970	1	US-WMT (15X4) GN CUS	0829977	1
		Accessories			Accessories		
Magazine, for THERMOMARK CARD..., for accommodating all US-... materials		THERMOMARK CARD-US-MAG1	5146451	1	THERMOMARK CARD-US-MAG1	5146451	1

PRINTED
FOR YOU



70 markers
for a lettering field size of 18 x 4 mm

PRINTED
FOR YOU



56 markers
for a lettering field size of 23 x 4 mm

PRINTED
FOR YOU



42 markers
for a lettering field size of 30 x 4 mm

Technical data
THERMOMARK CARD PLUS • THERMOMARK CARD
70
14
PVC
V0
-30 ... 80
DIN EN 61010-1 (VDE 0411-1)
Silicone-free

Ordering data		
Type	Order No.	Pcs. / Pkt.
US-WMT (18X4)	0828768	10
US-WMT (18X4) RD	0829294	10
US-WMT (18X4) OG	0829295	10
US-WMT (18X4) YE	0828955	10
US-WMT (18X4) VT	0829297	10
US-WMT (18X4) BU	0829298	10
US-WMT (18X4) GN	0829299	10
US-WMT (18X4) CUS	0829978	1
US-WMT (18X4) RD CUS	0829979	1
US-WMT (18X4) OG CUS	0829980	1
US-WMT (18X4) YE CUS	0829981	1
US-WMT (18X4) VT CUS	0829982	1
US-WMT (18X4) BU CUS	0829983	1
US-WMT (18X4) GN CUS	0829984	1

Accessories		
Type	Order No.	Pcs. / Pkt.
THERMOMARK CARD-US-MAG1	5146451	1

Technical data
THERMOMARK CARD PLUS • THERMOMARK CARD
56
14
PVC
V0
-30 ... 80
DIN EN 61010-1 (VDE 0411-1)
Silicone-free

Ordering data		
Type	Order No.	Pcs. / Pkt.
US-WMT (23X4)	0828769	10
US-WMT (23X4) RD	0829301	10
US-WMT (23X4) OG	0829302	10
US-WMT (23X4) YE	0828956	10
US-WMT (23X4) VT	0829304	10
US-WMT (23X4) BU	0829305	10
US-WMT (23X4) GN	0829306	10
US-WMT (23X4) CUS	0829985	1
US-WMT (23X4) RD CUS	0829986	1
US-WMT (23X4) OG CUS	0829987	1
US-WMT (23X4) YE CUS	0829988	1
US-WMT (23X4) VT CUS	0829989	1
US-WMT (23X4) BU CUS	0829990	1
US-WMT (23X4) GN CUS	0829991	1

Accessories		
Type	Order No.	Pcs. / Pkt.
THERMOMARK CARD-US-MAG1	5146451	1

Technical data
THERMOMARK CARD PLUS • THERMOMARK CARD
42
14
PVC
V0
-30 ... 80
DIN EN 61010-1 (VDE 0411-1)
Silicone-free

Ordering data		
Type	Order No.	Pcs. / Pkt.
US-WMT (30X4)	0828770	10
US-WMT (30X4) RD	0829308	10
US-WMT (30X4) OG	0829309	10
US-WMT (30X4) YE	0828957	10
US-WMT (30X4) VT	0829311	10
US-WMT (30X4) BU	0829312	10
US-WMT (30X4) GN	0829313	10
US-WMT (30X4) CUS	0829992	1
US-WMT (30X4) RD CUS	0829993	1
US-WMT (30X4) OG CUS	0829994	1
US-WMT (30X4) YE CUS	0829995	1
US-WMT (30X4) VT CUS	0829996	1
US-WMT (30X4) BU CUS	0829997	1
US-WMT (30X4) GN CUS	0829998	1

Accessories		
Type	Order No.	Pcs. / Pkt.
THERMOMARK CARD-US-MAG1	5146451	1

Conductor and cable marking

UniSheet conductor marking for assembly with cable binders

Can be printed with:



Thermal transfer for sheets and cards



- The US-WMTB... UniSheet labeling range includes markers that can be secured using standard cable binders
- The markers, which are supplied in uniform sheets, can be printed onto quickly, easily, and cost-effectively using the THERMOMARK CARD
- The perforated marking strips are easy to separate and can be easily fitted
- The sheets provide space for including function texts

Notes:
For corresponding cable binders, see page 574 onwards.



Unlabeled

General data	
Can be printed with:	
Material	
Inflammability class according to UL 94	
Temperature range	[°C]
Wipe resistance	
Components	

Technical data	
THERMOMARK CARD PLUS • THERMOMARK CARD	
PVC	
V0	
-30 ... 80	
DIN EN 61010-1 (VDE 0411-1)	
Silicone-free	

Description	Color
UniSheet , with markers for attachment using cable binders, for a conductor diameter ≥ 13 mm	
35-section, lettering field size: 24 x 5 mm	white
	red
	orange
	yellow
	violet
	blue
	green
24-section, lettering field size: 29 x 8 mm, for conductor diameter ≥ 13 mm	white
	red
	orange
	yellow
	violet
	blue
	green
12-section, lettering field size: 44 x 15 mm, for conductor diameter ≥ 4 mm	white
	red
	orange
	yellow
	violet
	blue
	green

Ordering data			
Type	Order No.	Pcs. / Pkt.	
US-WMTB (24X5)	0828771	10	
US-WMTB (24X5) RD	0829320	10	
US-WMTB (24X5) OG	0829321	10	
US-WMTB (24X5) YE	0828958	10	
US-WMTB (24X5) VT	0829323	10	
US-WMTB (24X5) BU	0829324	10	
US-WMTB (24X5) GN	0829325	10	
US-WMTB (29X8)	0828772	10	
US-WMTB (29X8) RD	0829327	10	
US-WMTB (29X8) OG	0829328	10	
US-WMTB (29X8) YE	0828959	10	
US-WMTB (29X8) VT	0829330	10	
US-WMTB (29X8) BU	0829331	10	
US-WMTB (29X8) GN	0829332	10	
US-WMTB (44X15)	0828773	10	
US-WMTB (44X15) RD	0829334	10	
US-WMTB (44X15) OG	0829335	10	
US-WMTB (44X15) YE	0828960	10	
US-WMTB (44X15) VT	0829337	10	
US-WMTB (44X15) BU	0829338	10	
US-WMTB (44X15) GN	0829339	10	

Accessories	
Magazine, for THERMOMARK CARD..., for accommodating all US-... materials	

Accessories		
THERMOMARK CARD-US-MAG1	5146451	1



UniSheet conductor marking for assembly with cable binders

- The US-WMTB... conductor markers can also be supplied labeled according to customer requirements

Notes:

1) For ordering example, see page 359.



Labeled according to customer specifications

General data

Material	PVC
Inflammability class according to UL 94	V0
Temperature range	-30 ... 80 [°C]
Wipe resistance	DIN EN 61010-1 (VDE 0411-1)
Components	Silicone-free

Technical data

Material	PVC
Inflammability class according to UL 94	V0
Temperature range	-30 ... 80 [°C]
Wipe resistance	DIN EN 61010-1 (VDE 0411-1)
Components	Silicone-free

Ordering data

Description	Color	Type	Order No.	Pcs. / Pkt.	
UniSheet, with markers for attachment using cable binders, labeled acc. to customer specifications ¹⁾ 35-section, lettering field size: 24 x 5 mm, for conductor diameter ≥ 13 mm	white	US-WMTB (24X5) CUS	0830004	1	
	red	US-WMTB (24X5) RD CUS	0830005	1	
	orange	US-WMTB (24X5) OG CUS	0830006	1	
	yellow	US-WMTB (24X5) YE CUS	0830007	1	
	violet	US-WMTB (24X5) VT CUS	0830008	1	
	blue	US-WMTB (24X5) BU CUS	0830009	1	
	blue	US-WMTB (24X5) GN CUS	0830010	1	
	24-section, lettering field size: 29 x 8 mm, for conductor diameter ≥ 13 mm	white	US-WMTB (29X8) CUS	0830011	1
		red	US-WMTB (29X8) RD CUS	0830012	1
		orange	US-WMTB (29X8) OG CUS	0830013	1
yellow		US-WMTB (29X8) YE CUS	0830014	1	
violet		US-WMTB (29X8) VT CUS	0830015	1	
blue		US-WMTB (29X8) BU CUS	0830016	1	
blue		US-WMTB (29X8) GN CUS	0830017	1	
12-section, lettering field size: 44 x 15 mm, for conductor diameter ≥ 4 mm		white	US-WMTB (44X15) CUS	0830018	1
	red	US-WMTB (44X15) RD CUS	0830019	1	
	orange	US-WMTB (44X15) OG CUS	0830020	1	
	yellow	US-WMTB (44X15) YE CUS	0830021	1	
	violet	US-WMTB (44X15) VT CUS	0830022	1	
	blue	US-WMTB (44X15) BU CUS	0830023	1	
	blue	US-WMTB (44X15) GN CUS	0830024	1	
	green	US-WMTB (44X15) GN CUS	0830024	1	

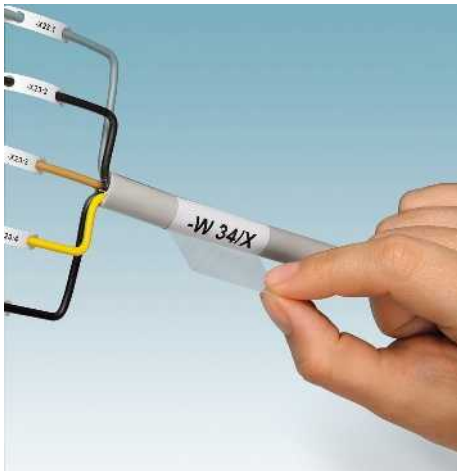


Marking and labeling - MARKING system

Conductor and cable marking

Self-adhesive conductor marking with transparent protective foil

Can be printed with:



Thermal transfer for sheets and cards



Marker for conductor diameters of up to 36 mm

- The US-WML ... cable marker labels consist of a labeling field and a transparent protective foil
- The protective foil is wound over the labeling and provides permanent protection against dirt and abrasion
- The cable marker labels do not increase the cross section of the cable, allowing the cable to be subsequently drawn through cable ducts, for example
- The markers, which are supplied in uniform sheets, can be printed onto quickly, easily, and cost-effectively using the THERMOMARK CARD
- Quick and easy handling
- Resistant to solvents

General data

Can be printed with:	
Material	
Temperature range	[-50 ... 110] [°C]
Wipe resistance	
Components	

Technical data

THERMOMARK CARD PLUS • THERMOMARK CARD
PVC
-50 ... 110
DIN EN 61010-1 (VDE 0411-1)
Silicone-free

Description	Color
-------------	-------

Cable marker labels	
32-section, lettering field size: 13 x 13 mm, conductor diameter < 6.0 mm	white
8-section, lettering field size: 19 x 25 mm, conductor diameter < 14.0 mm	white
4-section, lettering field size: 25 x 25 mm, conductor diameter < 36.0 mm	white

Ordering data

Type	Order No.	Pcs. / Pkt.
US-WML 6 (13X13)	0800472	10
US-WML 14 (25X19)	0800473	10
US-WML 36 (25X25)	0800474	10



Self-adhesive conductor marking with transparent protective foil

Can be printed with:



Laser



Plotter



Marker for conductor diameter up to 36 mm



- WML ... cable marker labels consist of a marking field and a transparent protective foil
- The protective foil is wound over the labeling and provides permanent protection against dirt and abrasion
- The cable marker labels do not increase the cross section of the cable, allowing the cable to be subsequently drawn through cable ducts, for example
- Quick and easy handling
- Resistant to solvents

Notes:
Print image may vary depending on laser printer.
1) For ordering example, see page 359.

General data	
Can be printed with:	
Material	
Temperature range	[°C]
Wipe resistance	
Components	

Technical data	
CMS-P1-PLOTTER • Office printing systems	
Polyester	
-40 ... 150	
DIN EN 61010-1 (VDE 0411-1)	
Free from halogen and cadmium	

Description	Color
Cable marker labels, sheet format: A4, self-adhesive	
1 sheet = 168 labels, up to 3.0 mm Ø	white
1 sheet = 168 labels, up to 3.0 mm Ø	yellow
1 sheet = 77 labels, up to 5.0 mm Ø	white
1 sheet = 77 labels, up to 5.0 mm Ø	yellow
1 sheet = 56 labels, up to 7.5 mm Ø	white
1 sheet = 56 labels, up to 7.5 mm Ø	yellow
1 sheet = 28 labels, up to 14 mm Ø	white
1 sheet = 28 labels, up to 14 mm Ø	yellow
1 sheet = 10 labels, up to 22 mm Ø	white
1 sheet = 10 labels, up to 22 mm Ø	yellow
1 sheet = 14 labels, up to 36 mm Ø	white
1 sheet = 14 labels, up to 36 mm Ø	yellow
Cable marker labels, self-adhesive, labeled according to customer requirements¹⁾	
1 sheet = 168 labels, up to 3.0 mm Ø	white
1 sheet = 168 labels, up to 3.0 mm Ø	yellow
1 sheet = 77 labels, up to 5.0 mm Ø	white
1 sheet = 77 labels, up to 5.0 mm Ø	yellow
1 sheet = 56 labels, up to 6 mm Ø	white
1 sheet = 56 labels, up to 6 mm Ø	yellow
1 sheet = 28 labels, up to 14 mm Ø	white
1 sheet = 28 labels, up to 14 mm Ø	yellow
1 sheet = 10 labels, up to 22 mm Ø	white
1 sheet = 10 labels, up to 22 mm Ø	yellow
1 sheet = 14 labels, up to 36 mm Ø	white
1 sheet = 14 labels, up to 36 mm Ø	yellow

Ordering data			
Type	Order No.	Pcs. / Pkt.	
WML 3 (13X10)A4	0830687	1	
WML 3 (13X10)A4 YE	0830688	1	
WML 5 (25X10)A4	0830689	1	
WML 5 (25X10)A4 YE	0830690	1	
WML 7,5 (25X13)A4	0830691	1	
WML 7,5 (25X13)A4 YE	0830692	1	
WML 14 (25X19)A4	0830693	1	
WML 14 (25X19)A4 YE	0830694	1	
WML 22 (35X25)A4	0830695	1	
WML 22 (35X25)A4 YE	0830696	1	
WML 36 (25X38)A4	0830697	1	
WML 36 (25X38)A4 YE	0830698	1	
WML 3 (13X10)A4 CUS	0830699	1	
WML 3 (13X10)A4 YE CUS	0830700	1	
WML 5 (25X10)A4 CUS	0830701	1	
WML 5 (25X10)A4 YE CUS	0830702	1	
WML 6 (25X13)A4 CUS	0830703	1	
WML 6 (25X13)A4 YE CUS	0830704	1	
WML 14 (25X19)A4 CUS	0830705	1	
WML 14 (25X19)A4 YE CUS	0830706	1	
WML 22 (35X25)A4 CUS	0830707	1	
WML 22 (35X25)A4 YE CUS	0830708	1	
WML 36 (25X38)A4 CUS	0830709	1	



Marking and labeling - MARKING system

Conductor and cable marking

Self-adhesive conductor marking with transparent protective foil

Can be printed with:



Thermal transfer for rolls



Marker for conductor diameters of up to 46 mm, unlabeled

- The cable marker labels consist of a labeling field and a transparent protective foil
- The protective foil is wound over the labeling and provides permanent protection against dirt and abrasion
- The cable marker labels do not increase the cross section of the cable, allowing the cable to be subsequently drawn through cable ducts, for example
- High-quality labeling image created by thermal transfer printing
- Quick and easy handling
- Resistant to solvents

General data

Can be printed with:

Material	
Temperature range	[°C]
Wipe resistance	
Components	

Technical data

THERMOMARK ROLL • THERMOMARK ROLL X1 • THERMOMARK X1.1 • THERMOMARK X1.2 • THERMOMARK S1.1
PVC
-50 ... 110
DIN EN 61010-1 (VDE 0411-1)
Silicone-free

Ordering data

Description	Color	Type	Order No.	Pcs. / Pkt.
Cable marker labels				
5000 labels, up to 3 mm Ø	white	WML 3 (13X10)R	0800073	1
3000 labels, up to 5 mm Ø	white	WML 5 (25X10)R	0817523	1
3000 labels, up to 5 mm Ø	yellow	WML 5 (25X10)R YE	0830673	1
7000 labels, up to 6 mm Ø	white	WML 6 (13X13)R	0816252	1
7000 labels, up to 6 mm Ø	yellow	WML 6 (13X13)R YE	0830674	1
4000 labels, up to 7.5 mm Ø	white	WML 7,5 (13X13)R	0800074	1
1500 labels, up to 7.5 mm Ø	white	WML 7,5 (17X9)R	0828444	1
2100 labels, up to 7.5 mm Ø	white	WML 7,5 (25X13)R	0800075	1
1000 labels, up to 12 mm Ø	white	WML 12 (25X19)R	0800076	1
1500 labels, up to 14 mm Ø	white	WML 14 (25X19)R	0817536	1
1500 labels, up to 14 mm Ø	yellow	WML 14 (25X19)R YE	0817549	1
1000 labels, up to 14 mm Ø	white	WML 14 (38X19)R	0817552	1
1500 labels, up to 14 mm Ø	yellow	WML 14 (38X19)R YE	0830675	1
2500 labels, up to 18 mm Ø	white	WML 18 (12X12)R	0817507	1
500 labels, up to 20 mm Ø	white	WML 20 (31X25)R	0828457	1
900 labels, up to 22 mm Ø	white	WML 22 (25X25)R	0800078	1
500 labels, up to 36 mm Ø	white	WML 36 (25X38)R	0817510	1
250 labels, up to 46 mm Ø	white	WML 46 (25X38)R	0800067	1
Cable marker labels, on large roll				
10,000 labels, up to 5 mm Ø	white	WML 5 (25X10)RL	0830676	1
15,000 labels, up to 6 mm Ø	white	WML 6 (13X13)RL	0830677	1
5000 labels, up to 14 mm Ø	white	WML 14 (25X19)RL	0830678	1
3000 labels, up to 14 mm Ø	white	WML 14 (38X19)RL	0830679	1



Self-adhesive conductor marking with transparent protective foil

– All WML ... cable marker labels can also be supplied labeled according to customer requirements



Markers for conductor diameters of up to 36 mm, labeled acc. to customer specifications

Notes:
1) For ordering example, see page 359.

General data		Technical data	
Material		PVC	
Temperature range	[°C]	-50 ... 110	
Wipe resistance		DIN EN 61010-1 (VDE 0411-1)	
Components		Silicone-free	

		Ordering data		
Description	Color	Type	Order No.	Pcs. / Pkt.
Cable marker labels, labeled according to customer requirements¹⁾				
Up to 3 mm Ø, 4 labels per strip	white	WML 3 (13X10)R CUS	0824884	1
Up to 5 mm Ø, 3 labels per strip	white	WML 5 (25X10)R CUS	0824885	1
Up to 5 mm Ø, 3 labels per strip	yellow	WML 5 (25X10)R YE CUS	0830680	1
Up to 6 mm Ø, 7 labels per strip	white	WML 6 (13X13)R CUS	0824886	1
Up to 6 mm Ø, 7 labels per strip	yellow	WML 6 (13X13)R YE CUS	0830681	1
Up to 7.5 mm Ø, 7 labels per strip	white	WML 7,5 (13X13)R CUS	0824887	1
Up to 7.5 mm Ø, 4 labels per strip	white	WML 7,5 (17X9)R CUS	0828991	1
Up to 7.5 mm Ø, 3 labels per strip	white	WML 7,5 (25X13)R CUS	0824888	1
Up to 12 mm Ø, 3 labels per strip	white	WML 12 (25X19)R CUS	0824889	1
Up to 14 mm Ø, 3 labels per strip	white	WML 14 (25X19)R CUS	0824890	1
Up to 14 mm Ø, 3 labels per strip	yellow	WML 14 (25X19)R YE CUS	0824891	1
Up to 14 mm Ø, 2 labels per strip	white	WML 14 (38X19)R CUS	0824892	1
Up to 14 mm Ø, 2 labels per strip	yellow	WML 14 (38X19)R YE CUS	0830682	1
Up to 18 mm Ø, 7 labels per strip	white	WML 18 (12X12)R CUS	0824894	1
Up to 20 mm Ø, 2 labels per strip	white	WML 20 (31X25)R CUS	0828992	1
Up to 22 mm Ø, 3 labels per strip	white	WML 22 (25X25)R CUS	0824895	1
Up to 36 mm Ø, 3 labels per strip	white	WML 36 (25X38)R CUS	0824896	1

Marking and labeling - MARKING system

Conductor and cable marking

Self-adhesive conductor marking with transparent protective foil, halogen-free



- The halogen-free cable marker labels consist of a labeling field and a transparent protective foil
- The protective foil is wound over the labeling and provides permanent protection against dirt and abrasion
- The cable marker labels do not increase the cross section of the cable, allowing the cable to be subsequently drawn through cable ducts, for example
- High-quality labeling image created by thermal transfer printing
- Quick and easy handling
- Resistant to solvents

Can be printed with:



Thermal transfer for rolls



Marker for conductor diameters of up to 36 mm

N

General data

Can be printed with:	
Material	
Temperature range	[-40 ... 100 [°C]
Wipe resistance	
Components	

Technical data

THERMOMARK ROLL • THERMOMARK ROLL X1
PVC
-40 ... 100
DIN EN 61010-1 (VDE 0411-1)
free from silicone and halogen

Ordering data

Description	Color	Type	Order No.	Pcs. / Pkt.
Cable marker labels, halogen-free				
5000 labels, up to 3 mm Ø	white	WML HF 3(13X10)R	0830812	1
5000 labels, up to 3 mm Ø	yellow	WML HF 3(13X10)R YE	0830813	1
3000 labels, up to 5 mm Ø	white	WML HF 5(25X10)R	0830814	1
3000 labels, up to 5 mm Ø	yellow	WML HF 5(25X10)R YE	0830815	1
2100 labels, up to 7.5 mm Ø	white	WML HF 7,5(25X13)R	0830816	1
2100 labels, up to 7.5 mm Ø	yellow	WML HF 7,5(25X13)R YE	0830817	1
1500 labels, up to 14 mm Ø	white	WML HF 14(25X19)R	0830818	1
1500 labels, up to 14 mm Ø	yellow	WML HF 14(25X19)R YE	0830819	1
900 labels, up to 22 mm Ø	white	WML HF 22(25X25)R	0830820	1
900 labels, up to 22 mm Ø	yellow	WML HF 22(25X25)R YE	0830821	1
500 labels, up to 36 mm Ø	white	WML HF 36(25X38)R	0830822	1
500 labels, up to 36 mm Ø	yellow	WML HF 36(25X38)R YE	0830823	1



Self-adhesive conductor marking with transparent protective foil, halogen-free

- All WML HF ... cable marker labels can also be supplied labeled according to customer requirements

Notes:
 1) For ordering example, see page 359.



Labeled according to customer specifications

General data	
Material	
Temperature range	[°C]
Wipe resistance	
Components	

Technical data	
Material	PVC
Temperature range	-40 ... 100
Wipe resistance	DIN EN 61010-1 (VDE 0411-1)
Components	free from silicone and halogen

Description	Color
Cable marker labels, halogen-free , labeled according to customer specifications ¹⁾	
Up to 3 mm Ø, 4 labels per strip	white
Up to 3 mm Ø, 4 labels per strip	yellow
Up to 5 mm Ø, 3 labels per strip	white
Up to 5 mm Ø, 3 labels per strip	yellow
Up to 7.5 mm Ø, 3 labels per strip	white
Up to 7.5 mm Ø, 3 labels per strip	yellow
Up to 14 mm Ø, 3 labels per strip	white
Up to 14 mm Ø, 3 labels per strip	yellow
Up to 22 mm Ø, 3 labels per strip	white
Up to 22 mm Ø, 3 labels per strip	yellow
Up to 36 mm Ø, 3 labels per strip	white
Up to 36 mm Ø, 3 labels per strip	yellow

Ordering data		
Type	Order No.	Pcs. / Pkt.
WML HF 3(13X10)R CUS	0830824	1
WML HF 3(13X10)R YE CUS	0830825	1
WML HF 5(25X10)R CUS	0830826	1
WML HF 5(25X10)R YE CUS	0830827	1
WML HF 7,5(25X13)R CUS	0830828	1
WML HF 7,5(25X13)R YE CUS	0830829	1
WML HF 14(25X19)R CUS	0830831	1
WML HF 14(25X19)R YE CUS	0830832	1
WML HF 22(25X25)R CUS	0830833	1
WML HF 22(25X25)R YE CUS	0830834	1
WML HF 36(25X38)R CUS	0830835	1
WML HF 36(25X38)R YE CUS	0830836	1



Conductor and cable marking

Self-adhesive conductor marking as a flag, horizontal



The WML-FLAGV... conductor marking flags support large-surface marking of conductors with a diameter of up to 6 mm parallel to the conductor direction. They are characterized by:

- Their ability to be printed on both sides
- High-quality labeling image created by thermal transfer printing
- Quick and easy handling
- Resistance to solvents
- Labeling service: Phoenix Contact can custom-label all conductor markers in accordance with your requirements

Notes:

¹⁾ For ordering example, see page 359.

Can be printed with:



Thermal transfer for rolls

PRINTED
FOR YOU



N

Marker for conductor diameters of up to 6 mm

Technical data

General data

Can be printed with:

Material
Temperature range
Wipe resistance
Components

[°C]

THERMOMARK ROLL • THERMOMARK ROLL X1 • THERMOMARK X1.1 • THERMOMARK X1.2 • THERMOMARK S1.1
Polyolefine
-40 ... 60
DIN EN 61010-1 (VDE 0411-1)
Free from halogen and cadmium

Ordering data

Description	Color	Type	Order No.	Pcs. / Pkt.
Cable marking flags up to 6 mm Ø, lettering field size: 20 x 10 mm, 2500 labels per roll	white	WML-FLAG 6 (20X10)R	0830711	1
up to 6 mm Ø, lettering field size: 30 x 10 mm, 2500 labels per roll	white	WML-FLAG 6 (30X10)R	0830712	1
Cable marking flags, labeled according to customer specifications¹⁾ up to 6 mm Ø, lettering field size: 20 x 10 mm, 1 label per strip	white	WML-FLAG 6 (20X10)R CUS	0830715	1
up to 6 mm Ø, lettering field size: 30 x 10 mm, 1 label per strip	white	WML-FLAG 6 (30X10)R CUS	0830716	1

Self-adhesive conductor marking as a flag, vertical



Can be printed with:



Thermal transfer for rolls



Marker for conductor diameters of up to 6 mm

The WML-FLAGV... conductor marking flags support large-surface marking of conductors with a diameter of up to 6 mm perpendicular to the conductor direction. They are characterized by:

- Their ability to be printed on both sides
- High-quality labeling image created by thermal transfer printing
- Quick and easy handling
- Resistance to solvents
- Labeling service: Phoenix Contact can custom-label all conductor markers in accordance with your requirements

Notes:
 1) For ordering example, see page 359.

General data	
Can be printed with:	
Material	
Temperature range	[°C]
Wipe resistance	
Components	

Technical data
THERMOMARK ROLL • THERMOMARK ROLL X1 • THERMOMARK X1.1 • THERMOMARK X1.2 • THERMOMARK S1.1
Polyolefine
-40 ... 60
DIN EN 61010-1 (VDE 0411-1)
Free from halogen and cadmium


Description	Color
Cable marking flags up to 6 mm Ø, lettering field size: 20 x 10 mm, 2500 labels per roll	white
up to 6 mm Ø, lettering field size: 30 x 10 mm, 2500 labels per roll	white
Cable marking flags, labeled according to customer specifications¹⁾ up to 6 mm Ø, lettering field size: 20 x 10 mm, 3 labels per strip	white
up to 6 mm Ø, lettering field size: 30 x 10 mm, 3 labels per strip	white

Ordering data		
Type	Order No.	Pcs. / Pkt.
WML-FLAGV 6 (20X10)R	0830713	1
WML-FLAGV 6 (30X10)R	0830714	1
WML-FLAGV 6 (20X10)R CUS	0830717	1
WML-FLAGV 6 (30X10)R CUS	0830718	1

Conductor and cable marking

Pre-assembled shrink sleeves

Can be printed with:



Thermal transfer for rolls



Conductor cross sections from 0.8 to 38 mm, white and yellow

- The WMS ... shrink sleeves permanently identify conductors and cables
- The sleeves are pre-assembled for optimum use of material
- Up to four markers per tube are separated by perforation
- The conductor to be labeled is easily threaded through the sleeve and fixed by shrinking the sleeve
- The sleeves remain flexible after shrinking
- The shrink sleeves offer the conductors additional electrical insulation and mechanical protection

The following standards are satisfied:

- UL 224 (125°C, 600 V, VW-1)
- CSA.C22.2 No. 198.1 (125°C, 600 V, VW-1)
- MIL-STD-202G, SAE AMS-DTL-23053, SAE AS-81531

Notes:

The special THEMOMARK-RIBBON ... WMSU is required for marking WMS ... shrink sleeves, see Printers, page 38.



General data

Can be printed with:

Material	
Temperature range	[°C]
Wipe resistance	
Components	
Shrink rate	

Technical data

THERMOMARK ROLL • THERMOMARK ROLL X1 • THERMOMARK X1.1 • THERMOMARK X1.2
Polyolefine
-55 ... 135
DIN EN 61010-1 (VDE 0411-1)
Halogen-free
3:1

Ordering data

Description	Color	Type	Order No.	Pcs. / Pkt.
Shrink sleeve, for conductor diameters 0.8 - 2.4 mm				
1 roll = 1000 markers, 15 mm long	white	WMS 2,4 (15X4)R	0800379	1
	yellow	WMS 2,4 (15X4)R YE	0800412	1
1 roll = 500 markers, 30 mm long	white	WMS 2,4 (30X4)R	0800373	1
	yellow	WMS 2,4 (30X4)R YE	0800407	1
1 roll = 250 markers, 60 mm long	white	WMS 2,4 (60X4)R	0800363	1
	yellow	WMS 2,4 (60X4)R YE	0800398	1
Shrink sleeve, for conductor diameters 1.0 - 3.2 mm				
1 roll = 1000 markers, 15 mm long	white	WMS 3,2 (15X5)R	0800380	1
	yellow	WMS 3,2 (15X5)R YE	0800413	1
1 roll = 500 markers, 30 mm long	white	WMS 3,2 (30X5)R	0800374	1
	yellow	WMS 3,2 (30X5)R YE	0800408	1
1 roll = 250 markers, 60 mm long	white	WMS 3,2 (60X5)R	0800364	1
	yellow	WMS 3,2 (60X5)R YE	0800399	1
Shrink sleeve, for conductor diameters 1.6 - 4.8 mm				
1 roll = 1000 markers, 15 mm long	white	WMS 4,8 (15X9)R	0800382	1
	yellow	WMS 4,8 (15X9)R YE	0800414	1
1 roll = 500 markers, 30 mm long	white	WMS 4,8 (30X9)R	0800375	1
	yellow	WMS 4,8 (30X9)R YE	0800409	1
1 roll = 250 markers, 60 mm long	white	WMS 4,8 (60X9)R	0800366	1
	yellow	WMS 4,8 (60X9)R YE	0800400	1
Shrink sleeve, for conductor diameters 2.1 - 6.4 mm				
1 roll = 500 markers, 30 mm long	white	WMS 6,4 (30X10)R	0800376	1
	yellow	WMS 6,4 (30X10)R YE	0800410	1
1 roll = 250 markers, 60 mm long	white	WMS 6,4 (60X10)R	0800367	1
	yellow	WMS 6,4 (60X10)R YE	0800401	1
Shrink sleeve, for conductor diameters 3.2 - 9.5 mm				
1 roll = 500 markers, 30 mm long	white	WMS 9,5 (30X16)R	0800377	1
	yellow	WMS 9,5 (30X16)R YE	0800411	1
1 roll = 250 markers, 60 mm long	white	WMS 9,5 (60X16)R	0800368	1
	yellow	WMS 9,5 (60X16)R YE	0800402	1
Shrink sleeve, for conductor diameters 4.2 - 12.7 mm				
1 roll = 250 markers, 60 mm long	white	WMS 12,7 (60X20)R	0800369	1
	yellow	WMS 12,7 (60X20)R YE	0800403	1
Shrink sleeve, for conductor diameters 6.4 - 19.1 mm				
1 roll = 250 markers, 60 mm long	white	WMS 19,1 (60X30)R	0800370	1
	yellow	WMS 19,1 (60X30)R YE	0800404	1
Shrink sleeve, for conductor diameters 8.5 - 25.4 mm				
1 roll = 250 markers, 60 mm long	white	WMS 25,4 (60X40)R	0800371	1
	yellow	WMS 25,4 (60X40)R YE	0800405	1
Shrink sleeve, for conductor diameters 12.7 - 38.1 mm				
1 roll = 250 markers, 60 mm long	white	WMS 38,1 (60X60)R	0800372	1
	yellow	WMS 38,1 (60X60)R YE	0800406	1

Pre-assembled shrink sleeves

Notes:
 The special THERMOMARK-RIBBON ... WMSU is required for marking WMS ... shrink sleeves, see Printers, page 38.
 The external THERMOMARK ROLL-ERH media hub is required for RL rolls, see Printers, page 38.
 The external THERMOMARK-ERH 500 media hub is required for RXL rolls, see Printers, page 38.



Conductor cross sections from 0.8 to 4.8 mm, RL roll, white



Conductor cross sections from 0.8 to 4.8 mm, RXL roll, white

General data		Technical data			Technical data			
Can be printed with:		THERMOMARK ROLL • THERMOMARK ROLL X1 • THERMOMARK X1.1 • THERMOMARK X1.2			THERMOMARK ROLL • THERMOMARK ROLL X1 • THERMOMARK X1.1 • THERMOMARK X1.2			
Material		Polyolefine			Polyolefine			
Temperature range		-55 ... 135			-55 ... 135			
Wipe resistance		DIN EN 61010-1 (VDE 0411-1)			DIN EN 61010-1 (VDE 0411-1)			
Components		Halogen-free			Halogen-free			
Shrink rate		3:1			3:1			
Description		Ordering data			Ordering data			
Color		Type	Order No.	Pcs. / Pkt.	Type	Order No.	Pcs. / Pkt.	
Shrink sleeve , for conductor diameters 0.8 - 2.4 mm								
1 roll = 4000 markers, 15 mm long		white	WMS 2,4 (15X4)RL	0800389	1	WMS 2,4 (15X4)RXL	0800396	1
1 roll = 10000 markers, 15 mm long		white						
1 roll = 2000 markers, 30 mm long		white	WMS 2,4 (30X4)RL	0800386	1	WMS 2,4 (30X4)RXL	0800394	1
1 roll = 5000 markers, 30 mm long		white						
1 roll = 1000 markers, 60 mm long		white	WMS 2,4 (60X4)RL	0800383	1	WMS 2,4 (60X4)RXL	0800392	1
1 roll = 2500 markers, 60 mm long		white						
Shrink sleeve , for conductor diameters 1.0 - 3.2 mm								
1 roll = 4000 markers, 15 mm long		white	WMS 3,2 (15X5)RL	0800390	1			
1 roll = 2000 markers, 30 mm long		white	WMS 3,2 (30X5)RL	0800387	1			
1 roll = 1000 markers, 60 mm long		white	WMS 3,2 (60X5)RL	0800384	1			
Shrink sleeve , for conductor diameters 1.6 - 4.8 mm								
1 roll = 4000 markers, 15 mm long		white	WMS 4,8 (15X9)RL	0800391	1	WMS 4,8 (15X9)RXL	0800397	1
1 roll = 10000 markers, 15 mm long		white						
1 roll = 2000 markers, 30 mm long		white	WMS 4,8 (30X9)RL	0800388	1	WMS 4,8 (30X9)RXL	0800395	1
1 roll = 5000 markers, 30 mm long		white						
1 roll = 1000 markers, 60 mm long		white	WMS 4,8 (60X9)RL	0800385	1	WMS 4,8 (60X9)RXL	0800393	1
1 roll = 2500 markers, 60 mm long		white						

Conductor and cable marking

Pre-assembled shrink sleeves, labeled acc. to customer specifications



All WMS ... pre-assembled shrink sleeves can be supplied labeled according to customer requirements.

The following standards are satisfied:

- UL 224 (125°C, 600 V, VW-1)
- CSA.C22.2 No. 198.1 (125°C, 600 V, VW-1)
- MIL-STD-202G, SAE AMS-DTL-23053, SAE AS-81531

Notes:

1) For ordering example, see page 359.

PRINTED
FOR YOU



Conductor cross sections from 0.8 to 38 mm, white

General data


Material	
Temperature range	[°C]
Wipe resistance	
Components	
Shrink rate	

Technical data

Polyolefine
-55 ... 135
DIN EN 61010-1 (VDE 0411-1)
Halogen-free
3:1

Ordering data

Description	Type	Order No.	Pcs. / Pkt.
Shrink sleeve, for conductor diameters 0.8 - 2.4 mm, labeled according to customer requirements¹⁾ 4 markers per strip, 15 mm long	WMS 2,4 (15X4)R CUS	0800752	1
2 markers per strip, 30 mm long	WMS 2,4 (30X4)R CUS	0800745	1
1 marker per strip, 60 mm long	WMS 2,4 (60X4)R CUS	0800736	1
Shrink sleeve, for conductor diameters 1.0 - 3.2 mm, labeled according to customer requirements¹⁾ 4 markers per strip, 15 mm long	WMS 3,2 (15X5)R CUS	0800753	1
2 markers per strip, 30 mm long	WMS 3,2 (30X5)R CUS	0800746	1
1 marker per strip, 60 mm long	WMS 3,2 (60X5)R CUS	0800737	1
Shrink sleeve, for conductor diameters 1.6 - 4.8 mm, labeled according to customer requirements¹⁾ 4 markers per strip, 15 mm long	WMS 4,8 (15X9)R CUS	0800754	1
2 markers per strip, 30 mm long	WMS 4,8 (30X9)R CUS	0800748	1
1 marker per strip, 60 mm long	WMS 4,8 (60X9)R CUS	0800738	1
Shrink sleeve, for conductor diameters 2.1 - 6.4 mm, labeled according to customer requirements¹⁾ 2 markers per strip, 30 mm long	WMS 6,4 (30X10)R CUS	0800749	1
1 marker per strip, 60 mm long	WMS 6,4 (60X10)R CUS	0800739	1
Shrink sleeve, for conductor diameters 3.2 - 9.5 mm, labeled according to customer requirements¹⁾ 2 markers per strip, 30 mm long	WMS 9,5 (30X16)R CUS	0800751	1
1 marker per strip, 60 mm long	WMS 9,5 (60X16)R CUS	0800740	1
Shrink sleeve, for conductor diameters 4.2 - 12.7 mm, labeled according to customer requirements¹⁾ 1 marker per strip, 60 mm long	WMS 12,7 (60X20)R CUS	0800741	1
Shrink sleeve, for conductor diameters 6.4 - 19.1 mm, labeled according to customer requirements¹⁾ 1 marker per strip, 60 mm long	WMS 19,1 (60X30)R CUS	0800742	1
Shrink sleeve, for conductor diameters 8.5 - 25.4 mm, labeled according to customer requirements¹⁾ 1 marker per strip, 60 mm long	WMS 25,4 (60X40)R CUS	0800743	1
Shrink sleeve, for conductor diameters 12.7 - 38.1 mm, labeled according to customer requirements¹⁾ 1 marker per strip, 60 mm long	WMS 38,1 (60X60)R CUS	0800744	1



PRINTED
FOR YOU



Conductor cross sections
from 0.8 to 38 mm, yellow

Technical data

Polyolefine
-55 ... 135
DIN EN 61010-1 (VDE 0411-1)
Halogen-free
3:1


Ordering data

Type	Order No.	Pcs. / Pkt.
WMS 2,4 (15X4)R YE CUS	0800770	1
WMS 2,4 (30X4)R YE CUS	0800765	1
WMS 2,4 (60X4)R YE CUS	0800755	1
WMS 3,2 (15X5)R YE CUS	0800771	1
WMS 3,2 (30X5)R YE CUS	0800766	1
WMS 3,2 (60X5)R YE CUS	0800756	1
WMS 4,8 (15X9)R YE CUS	0800772	1
WMS 4,8 (30X9)R YE CUS	0800767	1
WMS 4,8 (60X9)R YE CUS	0800757	1
WMS 6,4 (30X10)R YE CUS	0800768	1
WMS 6,4 (60X10)R YE CUS	0800758	1
WMS 9,5 (30X16)R YE CUS	0800769	1
WMS 9,5 (60X16)R YE CUS	0800759	1
WMS 12,7 (60X20)R YE CUS	0800760	1
WMS 19,1 (60X30)R YE CUS	0800761	1
WMS 25,4 (60X40)R YE CUS	0800762	1
WMS 38,1 (60X60)R YE CUS	0800764	1

Conductor and cable marking

Continuous shrink sleeve

Can be printed with:



Thermal transfer for rolls



Shrinkable marker, white

- The shrink sleeves are automatically perforated or cut to the length required in the printing process
- They are available in the form of continuous on-roll goods and can be printed on both sides using the THERMOMARK W2 printer
- Individual markers can be cut to any length up to 1 m

The following standards are satisfied:

- UL 224 (125°C, 600 V, VW-1)
- CSA.C22.2 No. 198.1 (125°C, 600 V, VW-1)
- MIL-STD-202G, SAE AMS-DTL-23053, SAE AS-81531

Notes:

The special THERMOMARK-RIBBON ... WMSU is required for marking WMS ... shrink sleeves, see Printers, page 38.

How to use the external media hubs:

THERMOMARK ROLL:

Use the external THERMOMARK ROLL-ERH media hub for R rolls and the external THERMOMARK-ERH 500 for large rolls, see Printers, page 38.

THERMOMARK ROLL X1 and THERMOMARK W2:

R rolls can be inserted directly in the device, use the THERMOMARK-ERH 500 for large rolls, see Printers, page 43.

General data

Can be printed with:

Material
Temperature range
Wipe resistance
Components
Shrink rate

[°C]

Technical data

THERMOMARK W1 • THERMOMARK W2 • THERMOMARK ROLL • THERMOMARK ROLL X1 • THERMOMARK X1.1 • THERMOMARK X1.2

Polyolefine

-55 ... 135

DIN EN 61010-1 (VDE 0411-1)

Halogen-free

3:1

Ordering data

Description

Shrink sleeve

1 roll = 30 m, conductor diameter: 0.8 - 2.4 mm

1 roll = 30 m, conductor diameter: 1.0 - 3.2 mm

1 roll = 30 m, conductor diameter: 1.6 - 4.8 mm

1 roll = 25 m, conductor diameter: 2.1 - 6.4 mm

1 roll = 20 m, conductor diameter: 3.2 - 9.5 mm

1 roll = 20 m, conductor diameter: 4.2 - 12.7 mm

1 roll = 20 m, conductor diameter: 6.4 - 19.1 mm

1 roll = 15 m, conductor diameter: 8.5 - 25.4 mm

1 roll = 15 m, conductor diameter: 12.7 - 38.1 mm

1 roll = 15 m, conductor diameter: 16.9 - 50.8 mm

Shrink sleeve, large roll

1 roll = 120 m, conductor diameter: 0.8 - 2.4 mm

1 roll = 120 m, conductor diameter: 1.0 - 3.2 mm

1 roll = 120 m, conductor diameter: 1.6 - 4.8 mm

1 roll = 100 m, conductor diameter: 2.1 - 6.4 mm

1 roll = 80 m, conductor diameter: 3.2 - 9.5 mm

1 roll = 80 m, conductor diameter: 4.2 - 12.7 mm

1 roll = 80 m, conductor diameter: 6.4 - 19.1 mm

1 roll = 60 m, conductor diameter: 8.5 - 25.4 mm

Type

WMS 2,4 (EX4)R

WMS 3,2 (EX5)R

WMS 4,8 (EX9)R

WMS 6,4 (EX10)R

WMS 9,5 (EX16)R

WMS 12,7 (EX20)R

WMS 19,1 (EX30)R

WMS 25,4 (EX40)R

WMS 38,1 (EX60)R

WMS 50,8 (EX80)R

WMS 2,4 (EX4)RL

WMS 3,2 (EX5)RL

WMS 4,8 (EX9)RL

WMS 6,4 (EX10)RL

WMS 9,5 (EX16)RL

WMS 12,7 (EX20)RL

WMS 19,1 (EX30)RL

WMS 25,4 (EX40)RL

Order No.

0800289

0800290

0800291

0800292

0800293

0800294

0800295

0800296

0800298

0800299

0800319

0800320

0800321

0800322

0800324

0800325

0800326

0800327

Pcs. / Pkt.

1

1

1

1

1

1

1

1

1

1

1

1

1

1

1

1

1

1





Shrinkable marker, yellow



Shrinkable marker, black

Technical data
THERMOMARK W1 • THERMOMARK W2 • THERMOMARK ROLL • THERMOMARK ROLL X1 • THERMOMARK X1.1 • THERMOMARK X1.2
Polyolefine
-55 ... 135
DIN EN 61010-1 (VDE 0411-1)
Halogen-free
3:1

Technical data
THERMOMARK W1 • THERMOMARK W2 • THERMOMARK ROLL • THERMOMARK ROLL X1 • THERMOMARK X1.1 • THERMOMARK X1.2
Polyolefine
-55 ... 135
DIN EN 61010-1 (VDE 0411-1)
Halogen-free
3:1

Ordering data		
Type	Order No.	Pcs. / Pkt.
WMS 2,4 (EX4)R YE	0800300	1
WMS 3,2 (EX5)R YE	0800301	1
WMS 4,8 (EX9)R YE	0800302	1
WMS 6,4 (EX10)R YE	0800303	1
WMS 9,5 (EX16)R YE	0800304	1
WMS 12,7 (EX20)R YE	0800305	1
WMS 19,1 (EX30)R YE	0800306	1
WMS 25,4 (EX40)R YE	0800308	1
WMS 38,1 (EX60)R YE	0800309	1
WMS 50,8 (EX80)R YE	0800311	1
WMS 2,4 (EX4)RL YE	0800328	1
WMS 3,2 (EX5)RL YE	0800329	1
WMS 4,8 (EX9)RL YE	0800330	1
WMS 6,4 (EX10)RL YE	0800331	1
WMS 9,5 (EX16)RL YE	0800332	1
WMS 12,7 (EX20)RL YE	0800333	1
WMS 19,1 (EX30)RL YE	0800334	1
WMS 25,4 (EX40)RL YE	0800335	1

Ordering data		
Type	Order No.	Pcs. / Pkt.
WMS 2,4 (EX4)R BK	0800415	1
WMS 3,2 (EX5)R BK	0800416	1
WMS 4,8 (EX9)R BK	0800418	1
WMS 6,4 (EX10)R BK	0800419	1
WMS 9,5 (EX16)R BK	0800421	1
WMS 12,7 (EX20)R BK	0800422	1
WMS 19,1 (EX30)R BK	0800423	1
WMS 25,4 (EX40)R BK	0800424	1
WMS 38,1 (EX60)R BK	0800425	1
WMS 50,8 (EX80)R BK	0800426	1
WMS 2,4 (EX4)RL BK	0800427	1
WMS 3,2 (EX5)RL BK	0800428	1
WMS 4,8 (EX9)RL BK	0800429	1
WMS 6,4 (EX10)RL BK	0800430	1
WMS 9,5 (EX16)RL BK	0800431	1
WMS 12,7 (EX20)RL BK	0800432	1
WMS 19,1 (EX30)RL BK	0800434	1
WMS 25,4 (EX40)RL BK	0800435	1

Conductor and cable marking

Continuous shrink sleeves, labeled according to customer requirements



All WMS ... continuous shrink sleeves can also be supplied labeled according to customer requirements.

The following standards are satisfied:

- UL 224 (125°C, 600 V, VW-1)
 - CSA.C22.2 No. 198.1 (125°C, 600 V, VW-1)
 - MIL-STD-202G, SAE AMS-DTL-23053, SAE AS-81531
- Figure below shows:
- SD-WMTB (70x10) label holder in combination with WMS 6,4 (EX10)R CUS shrink sleeve for marking cables and conductors; see page 221

Notes:

¹⁾ For ordering example, see page 359.

PRINTED
FOR YOU



Shrinkable marker, white

General data

Material	
Temperature range	[°C]
Wipe resistance	
Components	
Shrink rate	

Technical data

Polyolefine
-55 ... 135
DIN EN 61010-1 (VDE 0411-1)
Halogen-free
3:1

Ordering data

Description
Shrink sleeve, labeled according to customer requirements¹⁾
1 roll = 30 m, conductor diameter: 0.8 - 2.4 mm
1 roll = 30 m, conductor diameter: 1.0 - 3.2 mm
1 roll = 30 m, conductor diameter: 1.6 - 4.8 mm
1 roll = 25 m, conductor diameter: 2.1 - 6.4 mm
1 roll = 20 m, conductor diameter: 3.2 - 9.5 mm
1 roll = 20 m, conductor diameter: 4.2 - 12.7 mm
1 roll = 20 m, conductor diameter: 6.4 - 19.1 mm
1 roll = 15 m, conductor diameter: 8.5 - 25.4 mm
1 roll = 15 m, conductor diameter: 12.7 - 38.1 mm
1 roll = 15 m, conductor diameter: 16.9 - 50.8 mm

Type	Order No.	Pcs. / Pkt.
WMS 2,4 (EX4)R CUS	0800701	1
WMS 3,2 (EX5)R CUS	0800702	1
WMS 4,8 (EX9)R CUS	0800703	1
WMS 6,4 (EX10)R CUS	0800704	1
WMS 9,5 (EX16)R CUS	0800706	1
WMS 12,7 (EX20)R CUS	0800707	1
WMS 19,1 (EX30)R CUS	0800708	1
WMS 25,4 (EX40)R CUS	0800709	1
WMS 38,1 (EX60)R CUS	0800710	1
WMS 50,8 (EX80)R CUS	0800711	1



PRINTED
FOR YOU



Shrinkable marker, yellow

PRINTED
FOR YOU



Shrinkable marker, black

Technical data
Polyolefine -55 ... 135 DIN EN 61010-1 (VDE 0411-1) Halogen-free 3:1

Technical data
Polyolefine -55 ... 135 DIN EN 61010-1 (VDE 0411-1) Halogen-free 3:1

Ordering data		
Type	Order No.	Pcs. / Pkt.
WMS 2,4 (EX4)R YE CUS	0800713	1
WMS 3,2 (EX5)R YE CUS	0800714	1
WMS 4,8 (EX9)R YE CUS	0800715	1
WMS 6,4 (EX10)R YE CUS	0800716	1
WMS 9,5 (EX16)R YE CUS	0800717	1
WMS 12,7 (EX20)R YE CUS	0800719	1
WMS 19,1 (EX30)R YE CUS	0800720	1
WMS 25,4 (EX40)R YE CUS	0800722	1
WMS 38,1 (EX60)R YE CUS	0800723	1
WMS 50,8 (EX80)R YE CUS	0800724	1

Ordering data		
Type	Order No.	Pcs. / Pkt.
WMS 2,4 (EX4)R BK CUS	0800725	1
WMS 3,2 (EX5)R BK CUS	0800726	1
WMS 4,8 (EX9)R BK CUS	0800727	1
WMS 6,4 (EX10)R BK CUS	0800728	1
WMS 9,5 (EX16)R BK CUS	0800729	1
WMS 12,7 (EX20)R BK CUS	0800730	1
WMS 19,1 (EX30)R BK CUS	0800731	1
WMS 25,4 (EX40)R BK CUS	0800732	1
WMS 38,1 (EX60)R BK CUS	0800733	1
WMS 50,8 (EX80)R BK CUS	0800735	1

Conductor and cable marking

Insertable conductor marking for marking collars



- EMT ... insert labels for labeling various marking collars
- Can be printed onto with THERMOMARK... for material off the roll
- Thanks to their special contour, EMT ... insert labels remain securely inside the collar once inserted
- The PABL ... sheets are available to allow labeling with a laser printer

Notes:
PATG/PATO ... system, see page 224.
KMK ..., see page 216.
LM ..., see page 217.
¹⁾ For ordering example, see page 359.



Can be printed with:



Thermal transfer for rolls

PRINTED
FOR YOU



For PATG ... and PATO ... marker carriers

General data

Can be printed with:

Material	
Temperature range	[°C]
Wipe resistance	
Components	

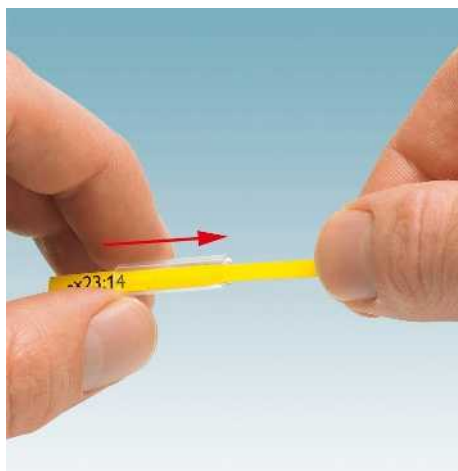
Technical data

THERMOMARK ROLL • THERMOMARK ROLL X1 • THERMOMARK X1.1 • THERMOMARK X1.2 • THERMOMARK S1.1
Polyester
-40 ... 120
DIN EN 61010-1 (VDE 0411-1)
free from silicone and halogen

Ordering data

Description	Color	Type	Order No.	Pcs. / Pkt.
Insert strips,				
Lettering field size: 10 x 4 mm, 7500 labels p. roll	white	EMT (10X4)R	0816235	1
Lettering field size: 15 x 4 mm, 7500 labels p. roll	white	EMT (15X4)R	0817329	1
	red	EMT (15X4)R RD	0816249	1
	yellow	EMT (15X4)R YE	0817358	1
	blue	EMT (15X4)R BU	0817332	1
Lettering field size: 23 x 4 mm, 5000 labels p. roll	white	EMT (23X4)R	0817361	1
	yellow	EMT (23X4)R YE	0817374	1
Lettering field size: 24 x 4 mm, 5000 labels p. roll	white	EMT (24X4)R	0816265	1
Lettering field size: 25 x 6 mm, 5000 labels p. roll	white	EMT (25X6)R	0817264	1
Lettering field size: 29 x 8 mm, 5400 labels p. roll	white	EMT (29X8)R	0817277	1
	yellow	EMT (29X8)R YE	0817280	1
Lettering field size: 40 x 17 mm, 2300 labels p. roll	white	EMT (40X17)R	0817293	1
Lettering field size: 60 x 15 mm, 2500 labels p. roll	white	EMT (60X15)R	0801846	10
Insert strips, for PATG/PATO, perforated, DIN A4 sheet, lettering field size: 15 x 4 mm, 1 sheet = 360 labels				
	white	PABL 15X4	0808260	10
Insert strips, labeled acc. to customer specifications¹⁾				
Lettering field size: 10 x 4 mm, 6 labels p. strip	white	EMT (10X4)R CUS	0824374	1
Lettering field size: 15 x 4 mm, 6 labels p. strip	white	EMT (15X4)R CUS	0824375	1
	red	EMT (15X4)R RD CUS	0824377	1
	yellow	EMT (15X4)R YE CUS	0824378	1
	blue	EMT (15X4)R BU CUS	0824376	1
Lettering field size: 23 x 4 mm, 4 labels p. strip	white	EMT (23X4)R CUS	0824379	1
	yellow	EMT (23X4)R YE CUS	0824380	1
Lettering field size: 24 x 4 mm, 4 labels p. strip	white	EMT (24X4)R CUS	0824381	1
Lettering field size: 25 x 6 mm, 4 labels p. strip	white	EMT (25X6)R CUS	0824382	1
Lettering field size: 29 x 8 mm, 3 labels p. strip	white	EMT (29X8)R CUS	0824383	1
	yellow	EMT (29X8)R YE CUS	0824384	1
Lettering field size: 40 x 17 mm, 3 labels p. strip	white	EMT (40X17)R CUS	0824385	1
Lettering field size: 60 x 15 mm, 1 label p. strip	white	EMT (60X15)R CUS	0801998	1
Insert strips, for PATG/PATO, perforated, labeled acc. to customer specifications¹⁾				
	white	PABL 15X4 CUS	0824449	1

Insertable conductor marking with threading and insertion aid for marking collars



- The WMTW... insert labels are used to label marking collars from the PATG/PATO ... system; see page 224.
- Easy assembly thanks to a threading and insertion aid, which can be easily separated by means of a perforation after inserting the marker
- Thanks to their special shape, the WMTW ... insert labels remain securely inside the marking collar
- Can be printed onto with THERMOMARK... for material off the roll
- Labeling service: Phoenix Contact can custom-label all conductor markers in accordance with your requirements

Notes:
 1) For ordering example, see page 359.

Can be printed with:



Thermal transfer for rolls



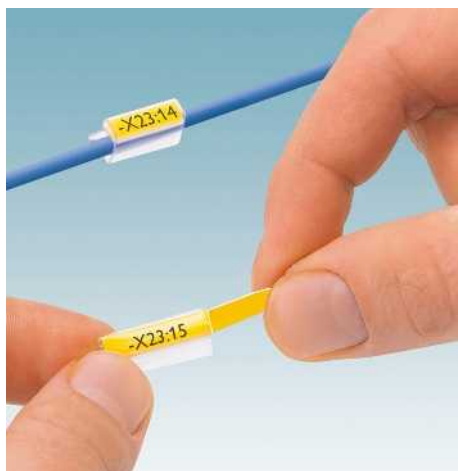
For PATG ... and PATO... marker carriers

General data	
Can be printed with:	
Material	
Temperature range	[°C]
Wipe resistance	
Components	

Technical data
THERMOMARK ROLL • THERMOMARK ROLL X1 • THERMOMARK S1.1 • THERMOMARK X1.1 • THERMOMARK X1.2
Polyolefine
-40 ... 90
DIN EN 61010-1 (VDE 0411-1)
Halogen-free

Description	Color
Insertable conductor marking	
Lettering field size: 10 x 4 mm, 3000 labels per roll	white
Lettering field size: 10 x 4 mm, 3000 labels per roll	yellow
Lettering field size: 15 x 4 mm, 3000 labels per roll	white
Lettering field size: 15 x 4 mm, 3000 labels per roll	yellow
Lettering field size: 23 x 4 mm, 3000 labels per roll	white
Lettering field size: 23 x 4 mm, 3000 labels per roll	yellow
Insertable conductor marking, labeled according to customer specifications¹⁾	
Lettering field size: 10 x 4 mm, 1 label per strip	white
Lettering field size: 10 x 4 mm, 1 label per strip	yellow
Lettering field size: 15 x 4 mm, 1 label per strip	white
Lettering field size: 15 x 4 mm, 1 label per strip	yellow
Lettering field size: 23 x 4 mm, 1 label per strip	white
Lettering field size: 23 x 4 mm, 1 label per strip	yellow


Ordering data		
Type	Order No.	Pcs. / Pkt.
WMTW (10X4)R	0831000	1
WMTW (10X4)R YE	0831001	1
WMTW (15X4)R	0831002	1
WMTW (15X4)R YE	0831003	1
WMTW (23X4)R	0831004	1
WMTW (23X4)R YE	0831005	1
WMTW (10X4)R CUS	0831008	1
WMTW (10X4)R YE CUS	0831009	1
WMTW (15X4)R CUS	0831010	1
WMTW (15X4)R YE CUS	0831011	1
WMTW (23X4)R CUS	0831007	1
WMTW (23X4)R YE CUS	0831006	1



Conductor and cable marking

Slide-on conductor marking

Can be printed with:



Thermal transfer for rolls

PRINTED
FOR YOU



Marker for conductor diameters
from 1.0 to 8.4 mm

- The conductor to be marked is pushed through two punched holes in the marker and positioned
- The special hole geometry ensures a strong axial hold
- Made from high-quality polyester foil
- Available for different conductor diameters
- Custom labeling and easy handling
- High-quality labeling image created by thermal transfer printing
- Special packaging protects the conductor markers against external influences, dust, and dirt
- Labeling service: Phoenix Contact can custom-label all conductor markers in accordance with your requirements

Notes:

1) For ordering example, see page 359.

General data

Can be printed with:

Number of individual labels
Material
Temperature range
Wipe resistance
Components

[°C]


Technical data

THERMOMARK ROLL • THERMOMARK ROLL X1 • THERMOMARK X1.1 • THERMOMARK X1.2 • THERMOMARK S1.1
4000
Polyester
-40 ... 120
DIN EN 61010-1 (VDE 0411-1)
free from silicone and halogen


Ordering data

Description	Color
Slide-on conductor markers, 1 roll = 4000 conductor markers	
Lettering field size: 15 x 4 mm, conductor diameter: 1.0 - 2.4 mm	white
Lettering field size: 15 x 5 mm, conductor diameter: 2.0 - 3.5 mm	white
Lettering field size: 15 x 6 mm, conductor diameter: 3.0 - 4.2 mm	white
Lettering field size: 15 x 8 mm, conductor diameter: 4.0 - 5.5 mm	white
Lettering field size: 17 x 10 mm, conductor diameter: 5.0 - 8.4 mm	white
Conductor marker for threading, labeled as per customer specifications¹⁾	
Lettering field size: 15 x 4 mm, conductor diameter: 1.0 - 2.4 mm, 3 labels p. strip	white
Lettering field size: 15 x 5 mm, conductor diameter: 2.0 - 3.5 mm, 3 labels p. strip	white
Lettering field size: 15 x 6 mm, conductor diameter: 3.0 - 4.2 mm, 2 labels p. strip	white
Lettering field size: 15 x 8 mm, conductor diameter: 4.0 - 5.5 mm, 2 labels p. strip	white
Lettering field size: 17 x 10 mm, conductor diameter: 5.0 - 8.4 mm, 2 labels p. strip	white

Type	Order No.	Pcs. / Pkt.
WMT 2,4 (15X4)R	0816281	1
WMT 3,5 (15X5)R	0817222	1
WMT 4,2 (15X6)R	0817235	1
WMT 5,5 (15X8)R	0817248	1
WMT 8,4 (17X10)R	0817251	1
WMT 2,4 (15X4)R CUS	0824927	1
WMT 3,5 (15X5)R CUS	0824928	1
WMT 4,2 (15X6)R CUS	0824929	1
WMT 5,5 (15X8)R CUS	0824930	1
WMT 8,4 (17X10)R CUS	0824931	1



Conductor marking for assembly with cable binders



- Conductor marking for identifying and bundling conductors in indoor areas
- Made from high-quality polyester foil
- The marker has two fastening eyes so that it can be attached to the conductor by means of PKB ... cable binders
- Labeling service: Phoenix Contact can custom-label all conductor markers in accordance with your requirements

Notes:
 For corresponding cable binders, see page 574 onwards.
 1) For ordering example, see page 359.

Can be printed with:



Thermal transfer for rolls

PRINTED
FOR YOU




Marker for conductor diameters of 6 mm and above

General data	
Can be printed with:	
Material	
Temperature range	[°C]
Wipe resistance	
Components	

Technical data
THERMOMARK ROLL • THERMOMARK ROLL X1 • THERMOMARK X1.1 • THERMOMARK X1.2 • THERMOMARK S1.1
Polyester
-40 ... 120
DIN EN 61010-1 (VDE 0411-1)
free from silicone and halogen


Description	Color
Cable markers for assembly with cable binders Lettering field size: 24 x 8 mm (max. cable binder width: 5 mm), 4000 cable markers p. roll	white
Lettering field size: 35 x 15 mm (max. cable binder width: 5 mm), 1700 cable markers p. roll	white
Cable marker for assembly with cable binders, labeled according to customer specifications¹⁾	
Lettering field size: 24 x 8 mm (max. cable binder width: 5 mm), 4 labels p. strip	white
Lettering field size: 35 x 15 mm (max. cable binder width: 5 mm), 2 labels p. strip	white

Ordering data		
Type	Order No.	Pcs. / Pkt.
WMTB (24X8)R	0816278	1
WMTB (35X15)R	0817316	1
WMTB (24X8)R CUS	0824932	1
WMTB (35X15)R CUS	0824933	1



Conductor and cable marking

Conductor marking for assembly with cable binders



Halogen-free conductor and cable marking for marking and bundling conductors and cables indoors and outdoors.

- Made from high-quality thermoplastic polyether urethane
- Highly flexible material, adapts to the bending of the conductors or cables
- Additional labeling, such as project information, can be printed on the carrier material. This makes it easier to assign the markers during mounting.
- Very high tensile strength
- Flame-retardant material
- The marker has two fastening lugs so that it can be attached to the conductor by means of cable binders
- Labeling service: Phoenix Contact can custom-label all conductor markers in accordance with your requirements

Notes:

For corresponding cable binders, see page 574 onwards.

¹⁾ For ordering example, see page 359.

Can be printed with:



Thermal transfer for rolls

PRINTED
FOR YOU



Marker for conductor diameters of 6 mm and above

General data

Can be printed with:

Material	
Inflammability class according to UL 94	
Temperature range	[°C]
Wipe resistance	
Components	

Technical data

THERMOMARK ROLL • THERMOMARK ROLL X1 • THERMOMARK X1.1 • THERMOMARK X1.2 • THERMOMARK S1.1
PUR
V0
-25 ... 80
DIN EN 61010-1 (VDE 0411-1)
Halogen-free

Ordering data

Description	Color	Type	Order No.	Pcs. / Pkt.
Cable markers for assembly with cable binders, maximum cable binder width: 5 mm				
1000 markers per roll, lettering field size: 40 x 12 mm	white	WMTB HF (40X12)R	0830407	1
	yellow	WMTB HF (40X12)R YE	0830408	1
1000 markers per roll, lettering field size: 55 x 15 mm	white	WMTB HF (55X15)R	0830409	1
	yellow	WMTB HF (55X15)R YE	0830410	1
500 markers per roll, lettering field size: 55 x 25 mm	white	WMTB HF (55X25)R	0830411	1
	yellow	WMTB HF (55X25)R YE	0830412	1
Cable markers for assembly with cable binders, labeled according to customer specifications, 1 marker per strip, lettering field size: 40 x 12 mm¹⁾				
1 marker per strip, lettering field size: 40 x 12 mm ¹⁾	white	WMTB HF (40X12)R CUS	0830413	1
	yellow	WMTB HF (40X12)R YE CUS	0830414	1
1 marker per strip, lettering field size: 55 x 15 mm	white	WMTB HF (55X15)R CUS	0830415	1
	yellow	WMTB HF (55X15)R YE CUS	0830416	1
1 marker per strip, lettering field size: 55 x 25 mm	white	WMTB HF (55X25)R CUS	0830417	1
	yellow	WMTB HF (55X25)R YE CUS	0830418	1

Accessories

Description	Color	Type	Order No.	Pcs. / Pkt.
Ink ribbon, specifically for cable markers for assembly with cable binders, WMTB HF..., length: 300 m, width: 110 mm				
	black	THERMOMARK-RIBBON 110-WMTB HF	5148007	1



Conductor marker carriers for assembly with cable binders, for labels with laminated protective foil



For conductor diameters from 6 mm

- The WM-CARRIER /B... conductor marker carriers consist of a labeling field for labels and a transparent, self-adhesive laminated protective foil
- The protective foil provides permanent protection against contamination and abrasion
- High-quality labeling image created by thermal transfer printing
- Quick and easy handling
- The marker has two fastening lugs so that it can be attached to the conductor by means of cable binders
- Resistant to solvents
- Labeling service: Phoenix Contact can custom-label all cable marker labels in accordance with your requirements

Notes:
For corresponding cable binders, see page 574 onwards.
¹⁾ For ordering example, see page 359.

General data	
Material	PVC/polyester
Temperature range	-10 ... 60 [°C]
Wipe resistance	DIN EN 61010-1 (VDE 0411-1)
Components	Halogen-free

Technical data

Description	Color
Conductor marker carriers , maximum cable binder width: 5 mm	
Lettering field size: 48 x 10 mm	transparent
Lettering field size: 55 x 15 mm	transparent
Lettering field size: 85 x 15 mm	transparent

Ordering data

Type	Order No.	Pcs. / Pkt.
WM-CARRIER/B (48X10)LPR	0830423	100
WM-CARRIER/B (55X15)LPR	0830424	100
WM-CARRIER/B (85X15)LPR	0830425	100

Labels	
2500 labels per roll	white
	yellow
2500 labels per roll	white
	yellow
2500 labels per roll	white
	yellow
Labels, labeled according to customer requirements¹⁾	
2 labels per strip	white
	yellow
1 label per strip	white
	yellow
1 label per strip	white
	yellow

Accessories

Type	Order No.	Pcs. / Pkt.
EML (40X6)R	0830481	1
EML (40X6)R YE	0830482	1
EML (50X10)R	0830483	1
EML (50X10)R YE	0830484	1
EML (75X10)R	0830485	1
EML (75X10)R YE	0830486	1
EML (40X6)R CUS	0830487	1
EML (40X6)R YE CUS	0830488	1
EML (50X10)R CUS	0830489	1
EML (50X10)R YE CUS	0830490	1
EML (75X10)R CUS	0830491	1
EML (75X10)R YE CUS	0830492	1



Conductor and cable marking

Plastic cable marker for insert labels, for assembly with cable binders

N



- The KMK... versions have eyelets and are attached with cable binders
- Plastic cable markers for marking and bundling multiple conductors and cables indoors
- The printed insert label is protected from dirt by the sealing cap
- Labeling service: Phoenix Contact can custom-label all insert labels for plastic cable markers in accordance with your requirements

Notes:
For corresponding cable binders, see page 574 onwards.



25 x 6 mm marker

General data	
Material	Polyethylene
Temperature range	-40 ... 80 [°C]
Components	free from silicone and halogen

Technical data		
-----------------------	--	--

Description	Color
Plastic cable markers for insert labels, with eyelets for fastening with cable binders Lettering field size: 25 x 6 mm	transparent
Plastic cable markers for insert labels, with eyelets for fastening with cable binders Lettering field size: 29 x 8 mm	transparent
Plastic cable markers for insert labels, with eyelets for fastening with cable binders Lettering field size: 40 x 17 mm	transparent
Plastic cable markers for insert labels, with eyelets for fastening with cable binders Lettering field size: 60 x 15 mm	transparent

Ordering data		
----------------------	--	--

Type	Order No.	Pcs. / Pkt.
KMK 1	0830745	100

Insert strips for laser printers, DIN A4, perforated
Lettering field size: 25 x 6 mm, 1 sheet = 252 labels
Lettering field size: 29 x 8 mm, 1 sheet = 174 labels
Lettering field size: 40 x 17 mm, 1 sheet = 56 labels
Lettering field size: 60 x 15 mm, 1 sheet = 51 labels

Accessories		
--------------------	--	--

ESL (25X6)	0801849	10
EMT (25X6)R	0817264	1
US-EMP (25X6)-1	0802754	10

Insert labels for thermal transfer printers
Lettering field size: 25 x 6 mm, 5000 labels per roll
Lettering field size: 29 x 8 mm, 5400 labels p. roll
Lettering field size: 40 x 17 mm, 2300 labels p. roll
Lettering field size: 60 x 15 mm, 2500 labels per roll
UniSheet, 0.5 mm thick
84-section, lettering field size: 25 x 6 mm
48-section, lettering field size: 29 x 8 mm
16-section, lettering field size: 40 x 17 mm
9-section, lettering field size: 60 x 15 mm





29 x 8 mm markers



40 x 17 mm markers



60 x 15 mm markers

Technical data

Polyethylene -40 ... 80 free from silicone and halogen
--

Ordering data

Type	Order No.	Pcs. / Pkt.
KMK 2	1005266	100

Accessories

ESL 29X 8	0808257	10
EMT (29X8)R	0817277	1
US-EMP (29X8)	0829436	10

Technical data

Polyethylene -40 ... 80 free from silicone and halogen
--

Ordering data

Type	Order No.	Pcs. / Pkt.
KMK 4	1005305	50

Accessories

ESL 40X17	0808095	10
EMT (40X17)R	0817293	1
US-EMP (40X17)	0829437	10

Technical data

Polyethylene -40 ... 80 free from silicone and halogen
--

Ordering data

Type	Order No.	Pcs. / Pkt.
KMK 5	0830746	50

Accessories

ESL (60X15)	0801851	10
EMT (60X15)R	0801846	10
US-EMP (60X15)	0828781	10

Conductor and cable marking

Plastic cable marker for insert labels, for assembly with cable binders



- Plastic cable markers for marking and bundling multiple conductors and cables indoors
- The printed insert label is protected from dirt by the sealing cap
- Labeling service: Phoenix Contact can custom-label all insert labels for plastic cable markers in accordance with your requirements

Notes:
For corresponding cable binders, see page 574 onwards.



For insert labels measuring 29 x 8 mm

General data	
Material	
Temperature range	[°C]
Components	

Technical data	
Polyethylene	
-40 ... 80	
free from silicone and halogen	

Description	Color
-------------	-------

Plastic cable markers for insert labels, with cable binders with a pointed end, can be labeled with ESL..., EMT... or US-EMP... insert labels, diameter: 10 ... 25 mm, lettering field size: 29 x 8 mm

transparent
Plastic cable markers for insert labels, with cable binders with a pointed end, can be labeled with ESL..., EMT... or US-EMP... insert labels, diameter: 16 ... 35 mm, lettering field size: 40 x 17 mm

transparent
Cable and conductor markers for insert labels, can be labeled with EST or ESL, diameter of 1 - 12 mm, lettering field size: 24 x 4 mm

white
Cable and conductor markers for labels, lettering field size: 20 x 8 mm

white

Ordering data

Type	Order No.	Pcs. / Pkt.
KMK	1005208	100

Insert strips for laser printers, DIN A4, perforated

Lettering field size: 29 x 8 mm, 1 sheet = 174 labels

Lettering field size: 40 x 17 mm, 1 sheet = 56 labels

Lettering field size: 24 x 4 mm, 1 sheet = 488 labels

Insert labels for thermal transfer printers

Lettering field size: 29 x 8 mm, 5400 labels p. roll

Lettering field size: 40 x 17 mm, 2300 labels p. roll

Lettering field size: 24 x 4 mm, 5000 labels p. roll

UniSheet, 0.5 mm thick
 48-section, lettering field size: 29 x 8 mm
 16-section, lettering field size: 40 x 17 mm
Textile label, lettering field size: 20 x 8 mm
 2500 labels p. roll
 2500 labels p. roll

Accessories

ESL 29X 8	0808257	10
EMT (29X8)R	0817277	1
US-EMP (29X8)	0829436	10





For insert labels measuring 40 x 17 mm



For insert labels,
12 mm conductor diameter



For adhesive labels,
conductor diameter of up to 20 mm

Technical data		
Polyethylene		
-40 ... 80		
free from silicone and halogen		

Ordering data		
Type	Order No.	Pcs. / Pkt.

KMK 3	1005211	50
-------	---------	----

Accessories

ESL 40X17	0808095	10
EMT (40X17)R	0817293	1
US-EMP (40X17)	0829437	10

Technical data		
PA		
-40 ... 100		
free from silicone and halogen		

Ordering data		
Type	Order No.	Pcs. / Pkt.

LM	1004377	100
----	---------	-----

Accessories

ESL 24X 4	0808231	10
EMT (24X4)R	0816265	1

Technical data		
PA		
-40 ... 100		
free from silicone and halogen		

Ordering data		
Type	Order No.	Pcs. / Pkt.


KME	0807083	50
-----	---------	----

Accessories

EMLC (20X8)R	0815680	1
EML (20X8)R	0816786	1

Conductor and cable marking

GKM ... conductor markers



- The GKM ... conductor markers support large-surface conductor labeling
- Flexible application, thanks to spring-loaded conductor attachment
- Particularly suitable for temporary labeling
- Quick and easy to use



Conductor diameter from 0 to 5.2 mm

General data	
Material	
Temperature range	[°C]
Components	

Technical data	
Material	PA/ABS
Temperature range	-40 ... 80
Components	free from silicone and halogen

Description	Color
Conductor markers , lettering field size: 20 x 8 mm for conductor diameters of 0 - 2.5 mm	gray
For conductor diameters of 4.8 - 11 mm	gray

Ordering data		
Type	Order No.	Pcs. / Pkt.
GKM 1 GY	1750498	100

Marker tags, 5-section, unprinted, labeling with X-PEN, M-PEN, plotter or BKMT 20 x 8 label	
Lettering field size: 20 x 8 mm	white
Lettering field size: 20 x 8 mm	yellow
UniCard , for labeling devices from the following manufacturers: ABB, Conta Clip, Escha, Festo, ifm-electronik, Harting, Moeller, Phoenix Contact, Siemens	
Lettering field size: 20 x 9 mm	white
Lettering field size: 20 x 9 mm	yellow
Lettering field size: 20 x 9 mm	white
Lettering field size: 20 x 9 mm	yellow

Accessories		
Type	Order No.	Pcs. / Pkt.
SS-ZB WH	5031171	50
SS-ZB YE	5031650	50
UC-EM (20X9)	0825503	10
UC-EM (20X9) YE	0827637	10
UCT-EM (20X9)	0801471	10
UCT-EM (20X9) YE	0801472	10



Conductor diameter from 4.8 to 11 mm

Technical data

PA/ABS
-40 ... 80
free from silicone and halogen

Ordering data

Type	Order No.	Pcs. / Pkt.
GKM 2 GY	1750485	100

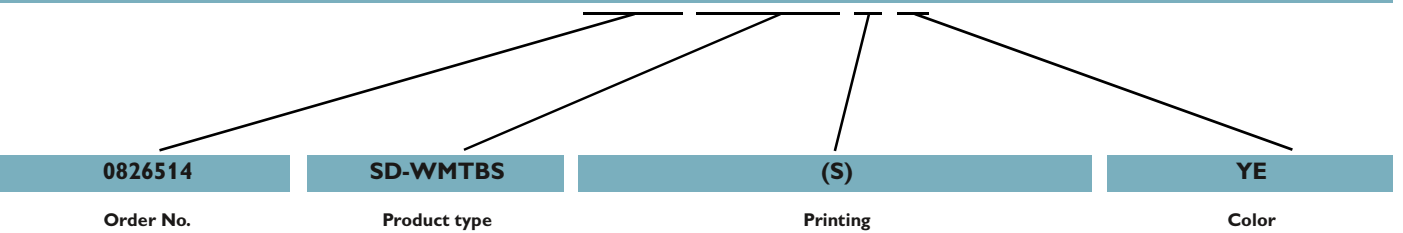
Accessories

SS-ZB WH	5031171	50
SS-ZB YE	5031650	50
UC-EM (20X9)	0825503	10
UC-EM (20X9) YE	0827637	10
UCT-EM (20X9)	0801471	10
UCT-EM (20X9) YE	0801472	10

Type keys for SD-WMTBS ...



Example 0826514 SD-WMTBS (S) YE



Order No.	Product type	Printing	Color
0826637	SD-WMTBS (NEUTRAL) CC	(NEUTRAL) = unprinted	CC = international color code
0826514	SD-WMTBS (S) YE	(S) = printed with numbers 0 - 9	YE = yellow
0826611: letter	SD-WMTBS (CH) YE	(CH) = letters A - Z	YE = yellow
0826624: symbol	SD-WMTBS (SY) YE	(SY) = symbols + - / . GND	YE = yellow
0826527	SD-WMTBS (NU) CC	(NU) = printed with numbers 0 - 9	CC = international color code

International color code



Print	Marker color	Font color
0	Black	White
1	Brown	White
2	Red	White
3	Orange	Black
4	Yellow	Black
5	Green	White
6	Blue	White
7	Violet	White
8	Gray	Black
9	White	Black

Cable marking for carrier assembly



- Cable markers for marking cables and conductors with larger cross sections
- The printed individual markers are pushed onto the corresponding holders
- Figure below shows: SD-WMTB (70x10) label holder in combination with WMS 6,4 (Ex10)R CUS shrink sleeve for marking cables and conductors

Notes:
The label holder is attached using cable binders; for corresponding cable binders up to 4.8 mm wide, see page 574 onwards.
1) For an ordering example, see page 220.



Conductor diameter > 16 mm

General data	
Material	PVC
Inflammability class according to UL 94	V2
Temperature range	-30 ... 60 [°C]
Wipe resistance	DIN EN 61010-1 (VDE 0411-1)
Components	Free from silicone and cadmium

Technical data	
----------------	--

Ordering data		
---------------	--	--

Description	Color
Cable marker¹⁾	
International color code, unprinted	International color code
printed: with numbers 0-9	yellow
printed: with upper case letters A-Z	yellow
printed: with symbols + - / . GND	yellow
International color code, printed:	International color code
With numbers between 0-9	
Label holder, for cable binders up to 4.8 mm wide	
For max. 7 characters	black
For max. 13 characters	black

Type	Order No.	Pcs. / Pkt.
SD-WMTBS (NEUTRAL) CC	0826637	100
SD-WMTBS (S) YE	0826514	100
SD-WMTBS (CH) YE	0826611	100
SD-WMTBS (SY) YE	0826624	100
SD-WMTBS (NU) CC	0826527	100
SD-WMTB (70X10)	0826530	100
SD-WMTB (100X10)	0826543	100



Conductor and cable marking

Stainless steel cable marking for carrier assembly



- Cable markers for marking cables and conductors with larger cross sections
- The individual stainless steel markers are pushed onto the corresponding holders
- They are secured using stainless steel cable binders
- Easy assembly with UNIFOX-CT M7,9

Notes:
For further stainless steel cable binders, see page 580.
1) For ordering example, see page 220.



Stainless steel marker with carrier

General data	
Material	
Description	Color
Cable marker¹⁾	
unprinted	silver
printed: with numbers 0-9	silver
printed: with upper case letters A-Z	silver
printed: with symbols + - / . GND	silver
Label holder	
For max. 6 characters	silver
For max. 9 characters	silver
For max. 13 characters	silver
For max. 17 characters	silver
For max. 20 characters	silver

Cable binder, made of stainless steel (AISI 304), width 4.6 mm, maximum bundle Ø [mm]/minimum tensile strength [N]	
30 / 890	silver
50 / 890	silver

Technical data		
Stainless steel		
Ordering data		
Type	Order No.	Pcs. / Pkt.
SD-WMTBS (NEUTRAL) VA	0826666	50
SD-WMTBS (NU) VA	0826556	50
SD-WMTBS (CH) VA	0826640	50
SD-WMTBS (SY) VA	0826653	50
SD-WMTB (30X10) VA	0826569	50
SD-WMTB (47X10) VA	0826572	50
SD-WMTB (70X10) VA	0826585	50
SD-WMTB (92X10) VA	0826598	50
SD-WMTB (111X10) VA	0826608	50
Accessories		
WT-STEEL S 4,6X150	3240807	100
WT-STEEL S 4,6X201	3240808	100



Stainless steel cable marking for embossing or laser engraving



- Cable markers for marking cables and conductors with larger cross sections
- The individual stainless steel markers are pushed onto the corresponding holders
- They are secured using stainless steel cable binders
- Easy assembly with UNIFOX-CT M7,9

Notes:
For further stainless steel cable binders, see page 580.

PRINTED
FOR YOU



Stainless steel plate

General data

Material

Description	Color
Steel cable markers , rustproof, non-magnetic, label size: 89 x 19 mm, lettering field size: 65 x 19 mm	silver
Lased acc. to customer specifications	silver
Steel cable markers , rustproof, non-magnetic, label size: 44 x 9.6 mm, lettering field size: 23 x 9 mm	silver
Lased acc. to customer specifications	silver

Cable binder , made of stainless steel (AISI 304), width 4.6 mm, maximum bundle Ø [mm]/minimum tensile strength [N]	
30 / 890	silver

Technical data

Stainless steel

Ordering data

Type	Order No.	Pcs. / Pkt.
KMV	0806644	100
KMV CUS	0828493	1
KMV 44X9,6	0812007	100
KMV 44X9,6 CUS	0828494	1

Accessories


WT-STEEL S 4,6X150	3240807	100
---------------------------	---------	-----



Marking and labeling - MARKING system

Conductor and cable marking


Marking collars for insert labels



- These conductor marking systems consist of marker carriers and insert labels
- The PATG ... collar is a captive marker carrier
- Can be used to mark conductors with a diameter of 0.6 ... 50 mm
- Marking is performed using the matching UC-WMT ..., US-WMT ..., and EMT ...insert labels



Closed marker carrier, for sliding on



General data

Material	PVC
Inflammability class according to UL 94	V0
Temperature range	-50 ... 80
Components	Silicone-free

Technical data

Material	PVC
Inflammability class according to UL 94	V0
Temperature range	-50 ... 80
Components	Silicone-free

Ordering data

Description	Color	Type	Order No.	Pcs. / Pkt.
Wire marker carrier, closed, 10 mm wide				
Conductor diameter: 0.6-1.2 mm	transparent	PATG 0/10	1013795	1000
Conductor diameter: 1.5-2.5 mm	transparent	PATG 1/10	1013805	1000
Conductor cross section: 2.0-4.0 mm	transparent	PATG 2/10	1013818	1000
Conductor cross section: 4.0-7.0 mm	transparent	PATG 3/10	1013821	500
Wire marker carrier, closed, 12 mm wide				
Conductor diameter: 0.6-1.2 mm	transparent	PATG 0/12	0827076	1000
Conductor diameter: 1.5-2.5 mm	transparent	PATG 1/12	0827077	1000
Conductor cross section: 2.0-4.0 mm	transparent	PATG 2/12	0827078	1000
Conductor cross section: 4.0-7.0 mm	transparent	PATG 3/12	0827079	500
Conductor cross section: 6.0-10.0 mm	transparent	PATG 4/12	0827080	500
Wire marker carrier, closed, 15 mm wide				
Conductor diameter: 0.6-1.2 mm	transparent	PATG 0/15	1013740	1000
Conductor diameter: 1.5-2.5 mm	transparent	PATG 1/15	1013025	1000
Conductor cross section: 2.0-4.0 mm	transparent	PATG 2/15	1013038	1000
Conductor cross section: 4.0-7.0 mm	transparent	PATG 3/15	1013041	500
Conductor cross section: 6.0-10.0 mm	transparent	PATG 4/15	1013054	500
Conductor cross section: 10.0-14.0 mm	transparent	PATG 5/15	1013067	200
Conductor cross section: 14.0-22.0 mm	transparent	PATG 6/15	1013070	200
Conductor cross section: 22.0-30.0 mm	transparent	PATG 7/15	1013083	50
Conductor cross section: 30.0-35.0 mm	transparent	PATG 8/15	1013096	50
Conductor diameter: 35.0 - 45.0 mm	transparent	PATG 9/15	1013106	50
Wire marker carrier, closed, 18 mm wide				
Conductor diameter: 0.6-1.2 mm	transparent	PATG 0/18	0820507	1000
Conductor diameter: 1.5-2.5 mm	transparent	PATG 1/18	0820510	1000
Conductor cross section: 2.0-4.0 mm	transparent	PATG 2/18	0820523	1000
Conductor cross section: 4.0-7.0 mm	transparent	PATG 3/18	0820536	500
Conductor cross section: 6.0-10.0 mm	transparent	PATG 4/18	0820549	500
Conductor cross section: 10.0-14.0 mm	transparent	PATG 5/18	0828059	200
Conductor cross section: 14.0-22.0 mm	transparent	PATG 6/18	0828062	200
Wire marker carrier, closed, 23 mm wide				
Conductor diameter: 0.6-1.2 mm	transparent	PATG 0/23	0828046	1000
Conductor diameter: 1.5-2.5 mm	transparent	PATG 1/23	1013847	1000
Conductor cross section: 2.0-4.0 mm	transparent	PATG 2/23	1013850	500
Conductor cross section: 4.0-7.0 mm	transparent	PATG 3/23	1013863	500
Conductor cross section: 6.0-10.0 mm	transparent	PATG 4/23	0808011	200
Conductor cross section: 10.0-14.0 mm	transparent	PATG 5/23	0808024	200
Conductor cross section: 14.0-22.0 mm	transparent	PATG 6/23	0808037	100
Conductor cross section: 22.0-30.0 mm	transparent	PATG 7/23	0808040	50
Conductor cross section: 30.0-35.0 mm	transparent	PATG 8/23	0808053	50
Wire marker carrier, closed, 30 mm wide				
Conductor diameter: 1.5-2.5 mm	transparent	PATG 1/30	0822440	500
Conductor cross section: 2.0-4.0 mm	transparent	PATG 2/30	0822453	500
Conductor cross section: 4.0-7.0 mm	transparent	PATG 3/30	0822466	200
Conductor cross section: 6.0-10.0 mm	transparent	PATG 4/30	0822479	200
Conductor cross section: 10.0-14.0 mm	transparent	PATG 5/30	0822482	200

Marking collars for insert labels

- Can be labeled using UC-WMT ..., US-WMT ... plastic labels or EMT ... insert strips

PATO ...

- These marking collars are used for subsequent labeling of systems that have already been wired

PAB-KTL ...

- Marking collars for identifying and bundling conductors




Open marker carrier, for clipping on



For assembly with cable binders

General data		Technical data			Technical data		
Material		PVC		PVC			
Inflammability class according to UL 94		V0		V0			
Temperature range	[°C]	-50 ... 80		-50 ... 80			
Components		Silicone-free		Silicone-free			
General data		Ordering data			Ordering data		
Description	Color	Type	Order No.	Pcs. / Pkt.	Type	Order No.	Pcs. / Pkt.
Wire marker carrier, open, 10 mm wide							
Conductor cross section: 2.0-3.5 mm	transparent	PATO 1/10	1013876	1000			
Conductor diameter: 2.8 - 4.4 mm	transparent	PATO 2/10	1013889	1000			
Wire marker carrier, open, 12 mm wide							
Conductor cross section: 2.0-3.5 mm	transparent	PATO 1/12	0827081	1000			
Conductor diameter: 2.8 - 4.4 mm	transparent	PATO 2/12	0827082	1000			
Wire marker carrier, open, 15 mm wide							
Conductor cross section: 2.0-3.5 mm	transparent	PATO 1/15	1013119	1000			
Conductor diameter: 2.8 - 4.4 mm	transparent	PATO 2/15	1013122	1000			
Conductor diameter: 6.7 - 8.0 mm	transparent	PATO 3/15	1013135	500			
Conductor diameter: 6.7 - 10.0 mm	transparent	PATO 4/15	1013148	500			
Wire marker carrier, open, 18 mm wide							
Conductor cross section: 2.0-3.5 mm	transparent	PATO 1/18	0823740	500			
Conductor diameter: 2.8 - 4.4 mm	transparent	PATO 2/18	0823753	500			
Wire marker carrier, open, 23 mm wide							
Conductor cross section: 2.0-3.5 mm	transparent	PATO 1/23	1013892	500			
Conductor diameter: 2.8 - 4.4 mm	transparent	PATO 2/23	1013902	500			
Wire marker carrier, open, 30 mm wide							
Conductor cross section: 2.0-3.5 mm	transparent	PATO 1/30	0822495	500			
Conductor diameter: 2.8 - 4.4 mm	transparent	PATO 2/30	0822505	500			
Cable marker carrier, lettering field along the length of cable, labeling with UC-WMT and PABA..., lettering field: 30 x 4 mm, is secured with PKB cable binder							
Lettering field size: 23 x 4 mm, labeling with UC-WMT and PABA.../23	transparent				PAB-KTL	1013261	200
	transparent				PAB-KTL 23	1013957	200
Plastic cable marker for PKE insert label, can be labeled with PKE insert label, labeling field: 9 mm x 20 mm, with eyelets for fastening to PKB cable binder							
	transparent				PKT 9X20	0803977	240



Device marking - MARKING system

Identifying electrical and electronic control cabinets does not just make service work easier. In some sectors, it is actually a mandatory requirement. Moreover, equipment identification improves the quality of the control cabinets and systems.

Phoenix Contact offers a variety of different markers for device marking. From adhesive labels to high-quality engraving labels, the wide marker range caters for every application.

A variety of printing systems is available for labeling or engraving.

Product range overview

Device marking	228
EM... AL aluminum device marking	
Designed to be stuck on, screwed in or riveted or snapped into marker carriers	231
UniCard UC-EM... and UCT-EM... device marking	
Designed to be stuck on, screwed in or riveted or snapped into marker carriers	234
Snap-in, for devices from Phoenix Contact and other manufacturers	246
UniSheet US-EM... device marking	
Designed to be stuck on, screwed in or riveted or snapped into marker carriers, labels, and combi labels	258
EM... device marking, labels supplied in rolls	
Labels for buttons, continuous and textile labels, labels for rough surfaces, for high-temperature and ESD applications, removable labels, labels with anti-tamper protection	270
Insert strips for devices from Phoenix Contact and other manufacturers	290
BMK... device marking, labels supplied as DIN A sheets	292
GPE... and EMLP... device marking, markers for printing or engraving	294
Marker carriers and profiles	296
Device marking overview	
The right marking solution for every device	
Phoenix Contact	302
Other manufacturers	304
Ordering example for labeling service - printed for you	359



Explicit marking of electrical and electronic control cabinet components is essential for safe and efficient work. As with comprehensive technical documentation, labeling all operating equipment increases the availability of the switchgear and simplifies maintenance. Last but not least, equipment identification improves the quality of the control cabinets and systems.

Phoenix Contact offers a wide range of labels and tags. Depending on the type, they can be labeled using BLUEMARK, thermal transfer printers, the plotter, engraving devices, commercially available desktop laser printers or by hand.

For the BLUEMARK CLED and THERMOMARK CARD, there is a complete range of plastic labels available for control cabinets as well as for buttons and switchgear. The labels of all the various printing systems feature a high level of wipe and scratch resistance.

The self-adhesive labels are made from a two-layer material and are highly durable, e.g., where buttons and switches are subject to frequent use. The best way to mark these labels is to use the engraving device of the CMS-P1-PLOTTER plotter.

Please contact us if you are unable to find a suitable size or color for your application from the options available in our product range.

It goes without saying that Phoenix Contact also offers a comprehensive engraving and labeling service for device marking applications. Test us out!



Device markers are available in various sizes, materials, and colors. The self-adhesive labels have been designed for use in a wide temperature range.

Drilled labels are available for marking devices and control cabinets. These can be securely attached to the device using screws or rivets.

The CARRIER labeling system is the perfect choice for labeling buttons. It consists of a carrier plus marking label and can be used in control cabinets as well as in the field.



High-temperature labels are ideal for marking PCBs. These labels can safely and permanently withstand temperatures of -40°C to 180°C ; or a temperature of 300°C for up to 60 seconds.

Tamper-proof labels are used as rating plates or seals. When they are peeled off, part of the metallic layer comes away, leaving behind a pattern on both the label and the surface.

GPE label sheets consist of a two-layer material that is ideal for engraving. However, the pre-fabricated self-adhesive labels can also be labeled directly by hand or using a plotter.



In the case of small print volumes, labels can also be printed using commercially available desktop laser printers. Copy sheets are provided with margins to make it easier to remove individual labels.

The self-adhesive markers are available in various shapes and sizes. They can be used to mark components, devices, and buttons and are highly resistant to chemical and mechanical effects.

Self-adhesive marker carriers are used in conjunction with marking labels for the purpose of labeling devices and modules. The carriers can be stuck onto all standard surfaces.

Device marking

Stick-on aluminum device marking



- The aluminum EMLP-AL... product range includes self-adhesive device markers with a high adhesive strength and is characterized by the following:
- The markers can be labeled quickly, easily, and cost-effectively with the BLUEMARK CLED
- Labeling service: Phoenix Contact can custom-label EMLP... markers according to your requirements



- By using modern UV LED printing technology, a highly resistant and optimum printing quality can be achieved, which is resistant to solvents and suitable for use even under harsh industrial conditions



- A wide range of different marker sizes is available for custom designs. Formats from 27 x 15 to 100 x 60 mm cover the entire range of device and system marking



- In conjunction with magazines, optimum printing accuracy is guaranteed

Can be printed with:



UV LED technology

General data

Can be printed with:

Material

Wipe resistance

Description	Color
-------------	-------

Marking label, aluminum, self-adhesive, 0.8 mm thick

Lettering field size: 27 x 15 mm	silver
Lettering field size: 27 x 18 mm	silver
Lettering field size: 49 x 15 mm	silver
Lettering field size: 60 x 15 mm	silver
Lettering field size: 60 x 30 mm	silver
Lettering field size: 85.6 x 54 mm	silver
Lettering field size: 100 x 60 mm	silver

Marking label, aluminum, self-adhesive, 0.8 mm thick, labeled according to customer specifications¹⁾

Lettering field size: 27 x 15 mm	silver
Lettering field size: 27 x 18 mm	silver
Lettering field size: 49 x 15 mm	silver
Lettering field size: 60 x 15 mm	silver
Lettering field size: 60 x 30 mm	silver
Lettering field size: 85.6 x 54 mm	silver
Lettering field size: 100 x 60 mm	silver

Magazine, for BLUEMARK CLED

for accommodating EMP-AL (27X15), EMLP-AL (27X15)

for accommodating EMP-AL (27X18), EMLP-AL (27X18)

for accommodating EMP-AL (49X15), EMLP-AL (49X15), EMSP-AL (39X15)

for accommodating EMP-AL (60X15), EMLP-AL (60X15), EMSP-AL (50X15)

for accommodating EMP-AL (60X30), EMLP-AL (60X30), EMSP-AL (50X30)

for accommodating EMP-AL (85,6X54), EMLP-AL (85,6X54), EMSP-AL (75,6X54)

for accommodating EMLP-AL (100X60), EMSP-AL (90X60)

Notes:

¹⁾ For ordering example, see page 359.

N

N

PRINTED
FOR YOU



Unlabeled



Labeled according to customer specifications

Technical data

BLUEMARK CLED
Aluminum
DIN EN 61010-1 (VDE 0411-1)

Technical data

-
Aluminum
DIN EN 61010-1 (VDE 0411-1)

Ordering data

Type	Order No.	Pcs. / Pkt.
EMLP-AL (27X15)	0830508	90
EMLP-AL (27X18)	0830509	90
EMLP-AL (49X15)	0830511	45
EMLP-AL (60X15)	0830512	45
EMLP-AL (60X30)	0830513	45
EMLP-AL (85,6X54)	0830514	15
EMLP-AL (100X60)	0830515	15

Ordering data

Type	Order No.	Pcs. / Pkt.
EMLP-AL (27X15) CUS	0830516	1
EMLP-AL (27X18) CUS	0830517	1
EMLP-AL (49X15) CUS	0830519	1
EMLP-AL (60X15) CUS	0830520	1
EMLP-AL (60X30) CUS	0830521	1
EMLP-AL (85,6X54) CUS	0830522	1
EMLP-AL (100X60) CUS	0830523	1

Accessories

Type	Order No.	Pcs. / Pkt.
BLUEMARK MAG EM-M (27X15)	0802736	1
BLUEMARK MAG EM-M (27X18)	0802737	1
BLUEMARK MAG EM-M (49X15)	0802738	1
BLUEMARK MAG EM-M (60X15)	0802739	1
BLUEMARK MAG EM-M (60X30)	0802740	1
BLUEMARK MAG EM-M (85,6X54)	0802741	1
BLUEMARK MAG EM-M (100X60)	0802742	1

Accessories

Type	Order No.	Pcs. / Pkt.

Device marking

Aluminum device marking for screwing or riveting

Can be printed with:

N



UV LED technology



Unlabeled or labeled according to customer specifications

- The aluminum EMSP-AL... product range includes markers that can be quickly and easily fitted with screws or rivets and is characterized by the following:
- High-quality appearance
- The markers can be labeled quickly, easily, and cost-effectively with the BLUEMARK CLED
- By using modern UV LED printing technology, a highly resistant and optimum printing quality can be achieved, which is resistant to solvents and suitable for use even under harsh industrial conditions
- Labeling service: Phoenix Contact can custom-label EMSP ... markers according to your requirements
- In conjunction with magazines, optimum printing accuracy is guaranteed

Notes:
For corresponding rivets for fixing the EMSP-AL ..., see page 370.
For drilling diagrams, visit www.phoenixcontact.net/products .
1) For ordering example, see page 359.

General data
Can be printed with:
Material
Wipe resistance

Description	Color
Marking label, aluminum , 0.8 mm thick, with mounting holes 3.2 mm in diameter	
Lettering field size: 39 x 15 mm	aluminum
Lettering field size: 50 x 15 mm	aluminum
Lettering field size: 50 x 30 mm	aluminum
Lettering field size: 75.6 x 54 mm	aluminum
Lettering field size: 90 x 60 mm	aluminum
Marking label, aluminum , 0.8 mm thick, with mounting holes 3.2 mm in diameter, labeled according to customer specifications¹⁾	
Lettering field size: 39 x 15 mm	aluminum
Lettering field size: 50 x 15 mm	aluminum
Lettering field size: 50 x 30 mm	aluminum
Lettering field size: 75.6 x 54 mm	aluminum
Lettering field size: 90 x 60 mm	aluminum

Magazine, for BLUEMARK CLED
for accommodating EMP-AL (27X15), EMLP-AL (27X15)
for accommodating EMP-AL (27X18), EMLP-AL (27X18)
for accommodating EMP-AL (49X15), EMLP-AL (49X15), EMSP-AL (39X15)
for accommodating EMP-AL (60X15), EMLP-AL (60X15), EMSP-AL (50X15)
for accommodating EMP-AL (60X30), EMLP-AL (60X30), EMSP-AL (50X30)
for accommodating EMP-AL (85,6X54), EMLP-AL (85,6X54), EMSP-AL (75,6X54)
for accommodating EMLP-AL (100X60), EMSP-AL (90X60)

Technical data
BLUEMARK CLED
Aluminum
DIN EN 61010-1 (VDE 0411-1)

Ordering data		
Type	Order No.	Pcs. / Pkt.
EMSP-AL (39X15)	0830510	45
EMSP-AL (50X15)	0830773	45
EMSP-AL (50X30)	0830502	45
EMSP-AL (75,6X54)	0830503	15
EMSP-AL (90X60)	0830504	15
EMSP-AL (39X15) CUS	0830518	1
EMSP-AL (50X15) CUS	0830775	1
EMSP-AL (50X30) CUS	0830505	1
EMSP-AL (75,6X54) CUS	0830506	1
EMSP-AL (90X60) CUS	0830507	1

Accessories		
Accessories	Order No.	Pcs. / Pkt.
BLUEMARK MAG EM-M (27X15)	0802736	1
BLUEMARK MAG EM-M (27X18)	0802737	1
BLUEMARK MAG EM-M (49X15)	0802738	1
BLUEMARK MAG EM-M (60X15)	0802739	1
BLUEMARK MAG EM-M (60X30)	0802740	1
BLUEMARK MAG EM-M (85,6X54)	0802741	1
BLUEMARK MAG EM-M (100X60)	0802742	1

Aluminum device marking for snapping into marker carriers



Can be printed with:



UV LED technology



Unlabeled or labeled according to customer specifications

- The aluminum EMP-AL ... product range includes markers that can be quickly and easily fitted into existing CARRIER-EMP ... label frames and is characterized by the following:
- The markers can be labeled quickly, easily, and cost-effectively with the BLUEMARK CLED
- By using modern UV LED printing technology, a highly resistant and optimum printing quality can be achieved, which is resistant to solvents and suitable for use even under harsh industrial conditions
- In conjunction with magazines, optimum printing accuracy is guaranteed
- Labeling service: Phoenix Contact can custom-label all EMLP ... markers according to your requirements

Notes:
 1) For ordering example, see page 359.

General data	
Can be printed with:	
Material	
Wipe resistance	

Description	Color
Marking label, aluminum , 0.8 mm thick, can be snapped into marker carriers	
Lettering field size: 27 x 15 mm	aluminum
Lettering field size: 27 x 18 mm	aluminum
Lettering field size: 49 x 15 mm	aluminum
Lettering field size: 60 x 15 mm	aluminum
Lettering field size: 60 x 30 mm	aluminum
Lettering field size: 85.6 x 54 mm	aluminum
Marking label, aluminum , 0.8 mm thick, can be snapped into marker carriers, labeled according to customer specifications¹⁾	
Lettering field size: 27 x 15 mm	aluminum
Lettering field size: 27 x 18 mm	aluminum
Lettering field size: 49 x 15 mm	aluminum
Lettering field size: 60 x 15 mm	aluminum
Lettering field size: 60 x 30 mm	aluminum
Lettering field size: 85.6 x 54 mm	aluminum

Magazine, for BLUEMARK CLED	
for accommodating EMP-AL (27X15), EMLP-AL (27X15)	
for accommodating EMP-AL (27X18), EMLP-AL (27X18)	
for accommodating EMP-AL (49X15), EMLP-AL (49X15), EMSP-AL (39X15)	
for accommodating EMP-AL (60X15), EMLP-AL (60X15), EMSP-AL (50X15)	
for accommodating EMP-AL (60X30), EMLP-AL (60X30), EMSP-AL (50X30)	
for accommodating EMP-AL (85,6X54), EMLP-AL (85,6X54), EMSP-AL (75,6X54)	
for accommodating EMLP-AL (100X60), EMSP-AL (90X60)	

Technical data

BLUEMARK CLED
Aluminum
DIN EN 61010-1 (VDE 0411-1)

Ordering data

Type	Order No.	Pcs. / Pkt.
EMP-AL (27X15)	0830776	90
EMP-AL (27X18)	0830777	90
EMP-AL (49X15)	0830778	45
EMP-AL (60X15)	0830779	45
EMP-AL (60X30)	0830796	45
EMP-AL (85,6X54)	0830797	15
EMP-AL (27X15) CUS	0830798	1
EMP-AL (27X18) CUS	0830799	1
EMP-AL (49X15) CUS	0830800	1
EMP-AL (60X15) CUS	0830801	1
EMP-AL (60X30) CUS	0830802	1
EMP-AL (85,6X54) CUS	0830803	1

Accessories

BLUEMARK MAG EM-M (27X15)	0802736	1
BLUEMARK MAG EM-M (27X18)	0802737	1
BLUEMARK MAG EM-M (49X15)	0802738	1
BLUEMARK MAG EM-M (60X15)	0802739	1
BLUEMARK MAG EM-M (60X30)	0802740	1
BLUEMARK MAG EM-M (85,6X54)	0802741	1
BLUEMARK MAG EM-M (100X60)	0802742	1



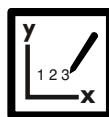
Device marking

UniCard stick-on device marking

Can be printed with:



UV LED technology



Plotter



Unlabeled

- The UC-EMLP ... UniCard labeling range includes self-adhesive device markers with good adhesive properties
- The markers, which are supplied in uniform sheets, can be printed onto quickly and easily using the BLUEMARK CLED
- The format automatically ensures printing with a high level of positional accuracy
- The large temperature range for application means that the labels can be used in control cabinets as well as in the field
- The sheets provide space for including function texts

General data

Can be printed with:	
Material	
Inflammability class according to UL 94	
Temperature range	[°C]
Wipe resistance	
Components	

Technical data

BLUEMARK CLED • BLUEMARK LED • CMS-P1-PLOTTER
PA
V2
-40 ... 120
DIN EN 61010-1 (VDE 0411-1)
free from silicone and halogen

Ordering data

Description	Color	Type	Order No.	Pcs. / Pkt.
UniCard, with self-adhesive plastic labels				
10-section, lettering field size: 11 x 9 mm	white	UC-EMLP (11X9)	0819291	10
	yellow	UC-EMLP (11X9) YE	0822602	10
	silver	UC-EMLP (11X9) SR	0828094	10
10-section, lettering field size: 15 x 5 mm	white	UC-EMLP (15X5)	0819301	10
	yellow	UC-EMLP (15X5) YE	0822615	10
	silver	UC-EMLP (15X5) SR	0828095	10
10-section, lettering field size: 17 x 9 mm	white	UC-EMLP (17X9)	0819314	10
	yellow	UC-EMLP (17X9) YE	0822628	10
	silver	UC-EMLP (17X9) SR	0828096	10
10-section, lettering field size: 17 x 15 mm	white	UC-EMLP (17X15)	0827885	10
	yellow	UC-EMLP (17X15) YE	0827886	10
	silver	UC-EMLP (17X15) SR	0827887	10
10-section, lettering field size: 20 x 8 mm	white	UC-EMLP (20X8)	0819327	10
	yellow	UC-EMLP (20X8) YE	0822631	10
	silver	UC-EMLP (20X8) SR	0828097	10
6-section, lettering field size: 22 x 22 mm	white	UC-EMLP (22X22)	0825463	10
	yellow	UC-EMLP (22X22) YE	0825464	10
	silver	UC-EMLP (22X22) SR	0825465	10
8-section, lettering field size: 27 x 12.5 mm	white	UC-EMLP (27X12,5)	0825469	10
	yellow	UC-EMLP (27X12,5) YE	0825470	10
	silver	UC-EMLP (27X12,5) SR	0825471	10
8-section, lettering field size: 27 x 18 mm	white	UC-EMLP (27X18)	0825475	10
	yellow	UC-EMLP (27X18) YE	0825476	10
	silver	UC-EMLP (27X18) SR	0825477	10
6-section, lettering field size: 27 x 27 mm	white	UC-EMLP (27X27)	0825481	10
	yellow	UC-EMLP (27X27) YE	0825482	10
	silver	UC-EMLP (27X27) SR	0825483	10
4-section, lettering field size: 49 x 15 mm	white	UC-EMLP (49X15)	0827903	10
	yellow	UC-EMLP (49X15) YE	0827904	10
	silver	UC-EMLP (49X15) SR	0827905	10
4-section, lettering field size: 60 x 15 mm	white	UC-EMLP (60X15)	0819330	10
	yellow	UC-EMLP (60X15) YE	0822644	10
	silver	UC-EMLP (60X15) SR	0828088	10
3-section, lettering field size: 60 x 30 mm	white	UC-EMLP (60X30)	0819343	10
	yellow	UC-EMLP (60X30) YE	0822657	10
	silver	UC-EMLP (60X30) SR	0828091	10

Magazine, for CMS-P1-PLOTTER

Accessories

P1 UC-MAG 6	5146121	1
-------------	---------	---



UniCard stick-on device marking

– All UC-EMLP ... self-adhesive device markers can also be supplied labeled according to customer requirements



Labeled according to customer specifications

Notes:
 1) For ordering example, see page 359.

General data		Technical data		
Material		PA		
Inflammability class according to UL 94		V2		
Temperature range	[°C]	-40 ... 120		
Wipe resistance		DIN EN 61010-1 (VDE 0411-1)		
Components		free from silicone and halogen		
		Ordering data		
Description	Color	Type	Order No.	Pcs. / Pkt.
UniCard, with self-adhesive plastic labels, labeled according to customer specifications¹⁾				
10-section, lettering field size: 11 x 9 mm	white	UC-EMLP (11X9) CUS	0824547	1
	yellow	UC-EMLP (11X9) YE CUS	0824548	1
	silver	UC-EMLP (11X9) SR CUS	0828098	1
10-section, lettering field size: 15 x 5 mm	white	UC-EMLP (15X5) CUS	0824550	1
	yellow	UC-EMLP (15X5) YE CUS	0824551	1
	silver	UC-EMLP (15X5) SR CUS	0828099	1
10-section, lettering field size: 17 x 9 mm	white	UC-EMLP (17X9) CUS	0824553	1
	yellow	UC-EMLP (17X9) YE CUS	0824554	1
	silver	UC-EMLP (17X9) SR CUS	0828100	1
10-section, lettering field size: 17 x 15 mm	white	UC-EMLP (17X15) CUS	0827941	1
	silver	UC-EMLP (17X15) SR CUS	0827942	1
	yellow	UC-EMLP (17X15) YE CUS	0827943	1
10-section, lettering field size: 20 x 8 mm	white	UC-EMLP (20X8) CUS	0824556	1
	yellow	UC-EMLP (20X8) YE CUS	0824557	1
	silver	UC-EMLP (20X8) SR CUS	0828101	1
6-section, lettering field size: 22 x 22 mm	white	UC-EMLP (22X22) CUS	0826985	1
	yellow	UC-EMLP (22X22) YE CUS	0826986	1
	silver	UC-EMLP (22X22) SR CUS	0826987	1
8-section, lettering field size: 27 x 12.5 mm	white	UC-EMLP (27X12,5) CUS	0826967	1
	yellow	UC-EMLP (27X12,5) YE CUS	0826968	1
	silver	UC-EMLP (27X12,5) SR CUS	0826969	1
8-section, lettering field size: 27 x 18 mm	white	UC-EMLP (27X18) CUS	0826970	1
	yellow	UC-EMLP (27X18) YE CUS	0826971	1
	silver	UC-EMLP (27X18) SR CUS	0826972	1
6-section, lettering field size: 27 x 27 mm	white	UC-EMLP (27X27) CUS	0826973	1
	yellow	UC-EMLP (27X27) YE CUS	0826974	1
	silver	UC-EMLP (27X27) SR CUS	0826975	1
4-section, lettering field size: 49 x 15 mm	white	UC-EMLP (49X15) CUS	0827947	1
	silver	UC-EMLP (49X15) SR CUS	0827948	1
	yellow	UC-EMLP (49X15) YE CUS	0827949	1
4-section, lettering field size: 60 x 15 mm	white	UC-EMLP (60X15) CUS	0824559	1
	yellow	UC-EMLP (60X15) YE CUS	0824560	1
	silver	UC-EMLP (60X15) SR CUS	0828090	1
3-section, lettering field size: 60 x 30 mm	white	UC-EMLP (60X30) CUS	0824562	1
	yellow	UC-EMLP (60X30) YE CUS	0824563	1
	silver	UC-EMLP (60X30) SR CUS	0828093	1

Device marking

UniCard device marking for screwing or riveting



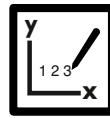
- The UC-EMSP ... UniCard labeling range includes markers that can be attached using screws or rivets
- The markers, which are supplied in uniform sheets, can be printed onto quickly and easily using the BLUEMARK CLED
- The format automatically ensures printing with a high level of positional accuracy
- The large temperature range for application means that the labels can be used in control cabinets as well as in the field
- The sheets provide space for including function texts
- Labeling service: Phoenix Contact can custom-label all UniCard markers in accordance with your requirements

Notes:
For corresponding rivets for fixing the UC-EMSP ..., see page 370.
For drilling diagrams, visit www.phoenixcontact.net/products .
1) For ordering example, see page 359.

Can be printed with:



UV LED technology



Plotter



Unlabeled or labeled according to customer specifications

General data	
Can be printed with:	
Material	
Inflammability class according to UL 94	
Temperature range	[°C]
Wipe resistance	
Components	

Technical data
BLUEMARK CLED • BLUEMARK LED • CMS-P1-PLOTTER
PA
V2
-40 ... 120
DIN EN 61010-1 (VDE 0411-1)
free from silicone and halogen

Description	Color
UniCard , plastic labels with mounting holes 3.2 mm in diameter	
4-section, lettering field size: 50 x 15 mm	white yellow silver
3-section, lettering field size: 50 x 30 mm	white yellow silver
UniCard , plastic labels with mounting holes 3.2 mm in diameter, labeled acc. to customer specifications¹⁾	
4-section, lettering field size: 50 x 15 mm	white yellow silver
3-section, lettering field size: 50 x 30 mm	white yellow silver

Ordering data		
Type	Order No.	Pcs. / Pkt.
UC-EMSP (50X15)	0828706	10
UC-EMSP (50X15) YE	0828707	10
UC-EMSP (50X15) SR	0828708	10
UC-EMSP (50X30)	0828709	10
UC-EMSP (50X30) YE	0828710	10
UC-EMSP (50X30) SR	0828711	10
UC-EMSP (50X15) CUS	0829103	1
UC-EMSP (50X15) YE CUS	0829104	1
UC-EMSP (50X15) SR CUS	0829105	1
UC-EMSP (50X30) CUS	0829106	1
UC-EMSP (50X30) YE CUS	0829107	1
UC-EMSP (50X30) SR CUS	0829108	1

Magazine, for CMS-P1-PLOTTER
P1 UC-MAG 6

Accessories		
Type	Order No.	Pcs. / Pkt.
P1 UC-MAG 6	5146121	1

UniCard device marking that can be snapped into marker carriers

Can be printed with:



UV LED technology



Plotter



Unlabeled or labeled according to customer specifications

- The UC-EMP ... UniCard labeling range includes markers that can be fitted into existing CARRIER-EMP ... label frames
- The markers, which are supplied in uniform sheets, can be printed onto quickly and easily using the BLUEMARK CLED
- The format automatically ensures printing with a high level of positional accuracy
- The large temperature range for application means that the labels can be used in control cabinets as well as in the field
- The sheets provide space for including function texts
- Labeling service: Phoenix Contact can custom-label all UniCard markers in accordance with your requirements

Notes:
 For matching label frames, see page 296.
 *) For ordering example, see page 359.

General data	
Can be printed with:	
Material	
Inflammability class according to UL 94	
Temperature range	[°C]
Wipe resistance	
Components	

Description	Color
UniCard, 1.2 mm thick 8-section, lettering field size: 17 x 15 mm	white yellow silver
8-section, lettering field size: 27 x 15 mm	white yellow silver
4-section, lettering field size: 49 x 15 mm	white yellow silver
4-section, lettering field size: 60 x 15 mm	white yellow silver
3-section, lettering field size: 60 x 30 mm	white yellow silver
UniCard, 1.2 mm thick, labeled acc. to customer specifications¹⁾ 8-section, lettering field size: 17 x 15 mm	white yellow silver
8-section, lettering field size: 27 x 15 mm	white yellow silver
4-section, lettering field size: 49 x 15 mm	white yellow silver
4-section, lettering field size: 60 x 15 mm	white yellow silver
3-section, lettering field size: 60 x 30 mm	white yellow silver

Technical data	
BLUEMARK CLED • BLUEMARK LED • CMS-P1-PLOTTER	
PA	
V2	
Temperature range	-40 ... 120
DIN EN 61010-1 (VDE 0411-1)	free from silicone and halogen

Ordering data			
Type	Order No.	Pcs. / Pkt.	
UC-EMP (17X15)	0825421	10	
UC-EMP (17X15) YE	0825422	10	
UC-EMP (17X15) SR	0825423	10	
UC-EMP (27X15)	0825439	10	
UC-EMP (27X15) YE	0825440	10	
UC-EMP (27X15) SR	0825441	10	
UC-EMP (49X15)	0825457	10	
UC-EMP (49X15) YE	0825458	10	
UC-EMP (49X15) SR	0825459	10	
UC-EMP (60X15)	0822259	10	
UC-EMP (60X15) YE	0825330	10	
UC-EMP (60X15) SR	0827647	10	
UC-EMP (60X30)	0822275	10	
UC-EMP (60X30) YE	0825331	10	
UC-EMP (60X30) SR	0827648	10	
UC-EMP (17X15) CUS	0827626	1	
UC-EMP (17X15) YE CUS	0827638	1	
UC-EMP (17X15) SR CUS	0827649	1	
UC-EMP (27X15) CUS	0827633	1	
UC-EMP (27X15) YE CUS	0827642	1	
UC-EMP (27X15) SR CUS	0827653	1	
UC-EMP (49X15) CUS	0827636	1	
UC-EMP (49X15) YE CUS	0827645	1	
UC-EMP (49X15) SR CUS	0827656	1	
UC-EMP (60X15) CUS	0824569	1	
UC-EMP (60X15) YE CUS	0826685	1	
UC-EMP (60X15) SR CUS	0827657	1	
UC-EMP (60X30) CUS	0824571	1	
UC-EMP (60X30) YE CUS	0826687	1	
UC-EMP (60X30) SR CUS	0827658	1	

Accessories	
Magazine, for CMS-P1-PLOTTER	

P1 UC-MAG 6	5146121	1
-------------	---------	---

Device marking

UniCard device marking that can be snapped into marker carriers

Can be printed with:



UV LED technology



Plotter



Unlabeled

- The UC-EMP ... UniCard labeling range includes markers for all applications
- The markers, which are supplied in uniform sheets, can be printed onto quickly and easily using the BLUEMARK CLED
- The format automatically ensures printing with a high level of positional accuracy
- The UC-EMP ... device markers are ideal for fitting into existing CARRIER-EMP ... label frames
- The large temperature range for application means that the labels can be used in control cabinets as well as in the field
- The sheets provide space for including function texts

Notes:
For matching label frames, see page 296.

General data

Can be printed with:
Material
Inflammability class according to UL 94
Temperature range [°C]
Wipe resistance
Components

Technical data

BLUEMARK CLED • BLUEMARK LED • CMS-P1-PLOTTER
PA
V2
-40 ... 120
DIN EN 61010-1 (VDE 0411-1)
free from silicone and halogen

Description	Color
UniCard , 1.2 mm thick	
10-section, lettering field size: 27 x 8 mm	white yellow silver
8-section, lettering field size: 27 x 12.5 mm	white yellow silver
8-section, lettering field size: 27 x 15 mm	white yellow silver
8-section, lettering field size: 27 x 18 mm	white yellow silver
6-section, lettering field size: 27 x 27 mm	white yellow silver

Ordering data

Type	Order No.	Pcs. / Pkt.
UC-EMP (27X8)	0825427	10
UC-EMP (27X8) YE	0825428	10
UC-EMP (27X8) SR	0825429	10
UC-EMP (27X12,5)	0825433	10
UC-EMP (27X12,5) YE	0825434	10
UC-EMP (27X12,5) SR	0825435	10
UC-EMP (27X15)	0825439	10
UC-EMP (27X15) YE	0825440	10
UC-EMP (27X15) SR	0825441	10
UC-EMP (27X18)	0825445	10
UC-EMP (27X18) YE	0825446	10
UC-EMP (27X18) SR	0825447	10
UC-EMP (27X27)	0825451	10
UC-EMP (27X27) YE	0825452	10
UC-EMP (27X27) SR	0825453	10

Magazine, for CMS-P1-PLOTTER

Accessories

P1 UC-MAG 6	5146121	1
-------------	---------	---

UniCard device marking that can be snapped into marker carriers

– All UC-EMP ... device markers can also be supplied labeled according to customer requirements



Labeled according to customer specifications

Notes:
1) For ordering example, see page 359.

Technical data

General data		Technical data	
Material		PA	
Inflammability class according to UL 94		V2	
Temperature range	[°C]	-40 ... 120	
Wipe resistance		DIN EN 61010-1 (VDE 0411-1)	
Components		free from silicone and halogen	

Ordering data

Description	Color	Type	Order No.	Pcs. / Pkt.
UniCard, 1.2 mm thick, labeled acc. to customer specifications¹⁾				
10-section, lettering field size: 27 x 8 mm	white	UC-EMP (27X8) CUS	0827631	1
	yellow	UC-EMP (27X8) YE CUS	0827640	1
	silver	UC-EMP (27X8) SR CUS	0827651	1
8-section, lettering field size: 27 x 12.5 mm	white	UC-EMP (27X12,5) CUS	0827632	1
	yellow	UC-EMP (27X12,5) YE CUS	0827641	1
	silver	UC-EMP (27X12,5) SR CUS	0827652	1
8-section, lettering field size: 27 x 15 mm	white	UC-EMP (27X15) CUS	0827633	1
	yellow	UC-EMP (27X15) YE CUS	0827642	1
	silver	UC-EMP (27X15) SR CUS	0827653	1
8-section, lettering field size: 27 x 18 mm	white	UC-EMP (27X18) CUS	0827634	1
	yellow	UC-EMP (27X18) YE CUS	0827643	1
	silver	UC-EMP (27X18) SR CUS	0827654	1
6-section, lettering field size: 27 x 27 mm	white	UC-EMP (27X27) CUS	0827635	1
	yellow	UC-EMP (27X27) YE CUS	0827644	1
	silver	UC-EMP (27X27) SR CUS	0827655	1

Device marking

UniCard snap-in device marking

Can be printed with:



UV LED technology



Plotter



PRINTED
FOR YOU



- The UC-EM ... UniCard labeling range includes markers for devices and switchgear from a wide variety of manufacturers
- An overview of the devices that support labeling plus their manufacturers can be found starting on page 304
- The markers, which are supplied in uniform sheets, can be printed onto quickly and easily using the BLUEMARK CLED
- The format automatically ensures printing with a high level of positional accuracy
- The large temperature range for application means that the labels can be used in control cabinets as well as in the field
- The sheets provide space for including function texts
- Labeling service: Phoenix Contact can custom-label all UniCard markers in accordance with your requirements

Notes:

¹⁾ For ordering example, see page 359.

General data

Can be printed with:	
Number of individual labels	
Material	
Inflammability class according to UL 94	
Temperature range	[°C]
Wipe resistance	
Components	

Technical data

BLUEMARK CLED • BLUEMARK LED • CMS-P1-PLOTTER
20
PA
V2
-40 ... 120
DIN EN 61010-1 (VDE 0411-1)
free from silicone and halogen

Description	Color
UniCard , for labeling devices from the following manufacturers: Siemens	
Lettering field size: 10 x 7 mm	white
Lettering field size: 10 x 7 mm	turquoise
UniCard , for labeling devices from the following manufacturers: Bosch Rexroth, ifm-electronic, Lumberg, Pepperl & Fuchs, Siemens	
Lettering field size: 10 x 8 mm	white
Lettering field size: 10 x 8 mm	turquoise
UniCard , for labeling devices from the following manufacturers: ABB, Lumberg	
Lettering field size: 17.5 x 7.5 mm	white
UniCard , for labeling devices from the following manufacturers: ABB, ifm-electronic, Moeller, Murr Elektronik	
Lettering field size: 17.5 x 8 mm	white
UniCard , for labeling devices from the following manufacturers: see previous products, labeled according to customer specifications¹⁾	
Lettering field size: 10 x 7 mm	white
	turquoise
UniCard , for labeling devices from the following manufacturers: see previous products, labeled according to customer specifications¹⁾	
Lettering field size: 10 x 8 mm	white
	turquoise
UniCard , for labeling devices from the following manufacturers: see previous products, labeled according to customer specifications¹⁾	
Lettering field size: 17.5 x 7.5 mm	white
UniCard , for labeling devices from the following manufacturers: see previous products, labeled according to customer specifications¹⁾	
Lettering field size: 17.5 x 8 mm	white

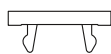
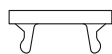
Ordering data

Type	Order No.	Pcs. / Pkt.
UC-EM (10X7)	0825487	10
UC-EM (10X7) TQ	0825488	10
UC-EM (10X7) CUS	0827623	1
UC-EM (10X7) TQ CUS	0827659	1

Magazine, for CMS-P1-PLOTTER

Accessories

P1 UC-MAG 6	5146121	1
--------------------	----------------	---



PRINTED
FOR YOU



PRINTED
FOR YOU



PRINTED
FOR YOU



Technical data

BLUEMARK CLED • BLUEMARK LED • CMS-P1-PLOTTER
20
PA
V2
-40 ... 120
DIN EN 61010-1 (VDE 0411-1)
free from silicone and halogen

Technical data

BLUEMARK CLED • BLUEMARK LED • CMS-P1-PLOTTER
20
PA
V2
-40 ... 120
DIN EN 61010-1 (VDE 0411-1)
free from silicone and halogen

Technical data

BLUEMARK CLED • BLUEMARK LED • CMS-P1-PLOTTER
20
PA
V2
-40 ... 120
DIN EN 61010-1 (VDE 0411-1)
free from silicone and halogen

Ordering data

Type	Order No.	Pcs. / Pkt.
UC-EM (10X8)	0825491	10
UC-EM (10X8) TQ	0825492	10
UC-EM (10X8) CUS	0827624	1
UC-EM (10X8) TQ CUS	0827660	1

Ordering data

Type	Order No.	Pcs. / Pkt.
UC-EM (17,5X7,5)	0825495	10
UC-EM (17,5X7,5) CUS	0827625	1

Ordering data

Type	Order No.	Pcs. / Pkt.
UC-EM (17,5X8)	0823766	10
UC-EM (17,5X8) CUS	0824567	1

Accessories

P1 UC-MAG 6	5146121	1
-------------	---------	---

Accessories

P1 UC-MAG 6	5146121	1
-------------	---------	---

Accessories

P1 UC-MAG 6	5146121	1
-------------	---------	---

Device marking

UniCard snap-in device marking

Can be printed with:



UV LED technology



Plotter



- The UC-EM ... UniCard labeling range includes markers for devices and switchgear from a wide variety of manufacturers
- An overview of the devices that support labeling plus their manufacturers can be found starting on page 304
- The markers, which are supplied in uniform sheets, can be printed onto quickly and easily using the BLUEMARK CLED
- The format automatically ensures printing with a high level of positional accuracy
- The large temperature range for application means that the labels can be used in control cabinets as well as in the field
- The sheets provide space for including function texts
- Labeling service: Phoenix Contact can custom-label all UniCard markers in accordance with your requirements

Notes:

1) For ordering example, see page 359.

General data

Can be printed with:
 Number of individual labels
 Material
 Inflammability class according to UL 94
 Temperature range [°C]
 Wipe resistance
 Components

Technical data

BLUEMARK CLED • BLUEMARK LED • CMS-P1-PLOTTER
 20
 PA
 V2
 -40 ... 120
 DIN EN 61010-1 (VDE 0411-1)
 free from silicone and halogen

Description	Color
UniCard , for labeling devices from the following manufacturers: Murr Elektronik, Phoenix Contact, Weidmüller	
Lettering field size: 17.5 x 9 mm	white yellow
UniCard , for labeling devices from the following manufacturers: Schneider Electric, ifm-electronic	
Lettering field size: 18 x 8 mm	white
UniCard , for labeling devices from the following manufacturers: Lumberg, Weidmüller	
Lettering field size: 19 x 9 mm	white yellow
UniCard , for labeling devices from the following manufacturers: Harting, ifm-electronic, Phoenix Contact, Siemens	
Lettering field size: 20 x 7 mm	white turquoise
UniCard , for labeling devices from the following manufacturers: see previous products, labeled according to customer specifications¹⁾	
Lettering field size: 17.5 x 9 mm	white yellow
UniCard , for labeling devices from the following manufacturers: see previous products, labeled according to customer specifications¹⁾	
Lettering field size: 18 x 8 mm	white
UniCard , for labeling devices from the following manufacturers: see previous products, labeled according to customer specifications¹⁾	
Lettering field size: 19 x 9 mm	white yellow
UniCard , for labeling devices from the following manufacturers: see previous products, labeled according to customer specifications¹⁾	
Lettering field size: 20 x 7 mm	white turquoise

Ordering data

Type	Order No.	Pcs. / Pkt.
UC-EM (17,5X9)	0827490	10
UC-EM (17,5X9) YE	0827494	10
UC-EM (17,5X9) CUS	0828238	1
UC-EM (17,5X9) YE CUS	0828239	1
		1

Accessories

Magazine , for CMS-P1-PLOTTER	P1 UC-MAG 6	5146121	1
--------------------------------------	--------------------	----------------	---



PRINTED
FOR YOU



PRINTED
FOR YOU



PRINTED
FOR YOU



Technical data

BLUEMARK CLED • BLUEMARK LED • CMS-P1-PLOTTER
20
PA
V2
-40 ... 120
DIN EN 61010-1 (VDE 0411-1)
free from silicone and halogen

Technical data

BLUEMARK CLED • BLUEMARK LED • CMS-P1-PLOTTER
20
PA
V2
-40 ... 120
DIN EN 61010-1 (VDE 0411-1)
free from silicone and halogen

Technical data

BLUEMARK CLED • BLUEMARK LED • CMS-P1-PLOTTER
20
PA
V2
-40 ... 120
DIN EN 61010-1 (VDE 0411-1)
free from silicone and halogen

Ordering data

Type	Order No.	Pcs. / Pkt.
UC-EM (18X8)	0825497	10
UC-EM (18X8) CUS	0827627	

Ordering data

Type	Order No.	Pcs. / Pkt.
UC-EM (19X9)	0827492	10
UC-EM (19X9) YE	0827496	10
UC-EM (19X9) CUS	0828240	1
UC-EM (19X9) YE CUS	0828241	1

Ordering data

Type	Order No.	Pcs. / Pkt.
UC-EM (20X7)	0825499	10
UC-EM (20X7) TQ	0825500	10
UC-EM (20X7) CUS	0827628	1
UC-EM (20X7) TQ CUS	0827661	1

Accessories

P1 UC-MAG 6	5146121	1
-------------	---------	---

Accessories

P1 UC-MAG 6	5146121	1
-------------	---------	---

Accessories

P1 UC-MAG 6	5146121	1
-------------	---------	---

Device marking

UniCard snap-in device marking

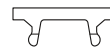
Can be printed with:



UV LED technology



Plotter



PRINTED
FOR YOU



- The UC-EM ... UniCard labeling range includes markers for devices and switchgear from a wide variety of manufacturers
- An overview of the devices that support labeling plus their manufacturers can be found starting on page 304
- The markers, which are supplied in uniform sheets, can be printed onto quickly and easily using the BLUEMARK CLED
- The format automatically ensures printing with a high level of positional accuracy
- The large temperature range for application means that the labels can be used in control cabinets as well as in the field
- The sheets provide space for including function texts
- Labeling service: Phoenix Contact can custom-label all UniCard markers in accordance with your requirements

Notes:

1) For ordering example, see page 359.

General data

Can be printed with:
 Number of individual labels
 Material
 Inflammability class according to UL 94
 Temperature range [°C]
 Wipe resistance
 Components

Technical data

BLUEMARK CLED • BLUEMARK LED • CMS-P1-PLOTTER
 20
 PA
 V2
 -40 ... 120
 DIN EN 61010-1 (VDE 0411-1)
 free from silicone and halogen

Description	Color
UniCard , for labeling devices from the following manufacturers: ABB, Conta Clip, Escha, Festo, ifm-electronik, Harting, Moeller, Phoenix Contact, Siemens	
Lettering field size: 20 x 9 mm	white
Lettering field size: 20 x 9 mm	yellow
Lettering field size: 20 x 9 mm	turquoise
UniCard , for labeling devices from the following manufacturers: Schneider Electric, ifm-electronic, Murr Elektronik	
Lettering field size: 21 x 8 mm	white
UniCard , for labeling devices from the following manufacturers: see previous products, labeled according to customer specifications ¹⁾	
Lettering field size: 20 x 9 mm	white
Lettering field size: 20 x 9 mm	yellow
Lettering field size: 20 x 9 mm	turquoise
UniCard , for labeling devices from the following manufacturers: see previous products, labeled according to customer specifications ¹⁾	
Lettering field size: 21 x 8 mm	white

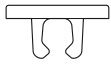
Ordering data

Type	Order No.	Pcs. / Pkt.
UC-EM (20X9)	0825503	10
UC-EM (20X9) YE	0827637	10
UC-EM (20X9) TQ	0825504	10
UC-EM (20X9) CUS	0827629	1
UC-EM (20X9) YE CUS	0827639	1
UC-EM (20X9) TQ CUS	0827662	1

Magazine, for CMS-P1-PLOTTER

Accessories

P1 UC-MAG 5	5146118	1
--------------------	----------------	---



Technical data

BLUEMARK CLED • BLUEMARK LED • CMS-P1-PLOTTER
 20
 PA
 V2
 -40 ... 120
 DIN EN 61010-1 (VDE 0411-1)
 free from silicone and halogen

Ordering data

Type	Order No.	Pcs. / Pkt.
UC-EM (21X8)	0825507	10
UC-EM (21X8) CUS	0827630	1

Accessories

P1 UC-MAG 5	5146118	1
-------------	---------	---

Device marking

UniCard snap-in device marking for Axioline E series



- The markers, which are supplied in uniform sheets, can be labeled quickly and easily using the BLUEMARK CLED and THERMOMARK CARD products
- The format automatically ensures printing with a high level of positional accuracy
- The large temperature range for application means that the labels can be used in control cabinets as well as in the field
- The sheets provide space for including function texts
- Labeling service: Phoenix Contact can custom-label all UniCard markers in accordance with your requirements

Notes:

¹⁾ For ordering example, see page 359.


Can be printed with:



Thermal transfer for sheets and cards



UV LED technology



PRINTED
FOR YOU



N

General data

Can be printed with:

Number of individual labels
Material
Inflammability class according to UL 94
Temperature range
Wipe resistance
Components

[°C]

Technical data

THERMOMARK CARD PLUS • THERMOMARK CARD •
BLUEMARK CLED • BLUEMARK LED
30
PC
V0
-40 ... 120
DIN EN 61010-1 (VDE 0411-1)
Free from silicone, halogen and cadmium

Description	Color
UniCard, for labeling Phoenix Contact devices, Axioline	
Lettering field size: 7 x 10 mm	white
UniCard, for labeling Phoenix Contact devices, Axioline, labeled according to customer specifications ¹⁾	
Lettering field size: 7 x 10 mm	white

Ordering data

Type	Order No.	Pcs. / Pkt.
UCT-EM (7X10)	0830765	10
UCT-EM (7X10) CUS	0830766	1

Accessories

THERMOMARK CARD-UCT-MAG7	0801734	1
--------------------------	---------	---

Magazine, for THERMOMARK CARD ...
for accommodating UCT-WMT ... sheets, UCT-EM (17X10)

UniCard snap-in device marking for devices from other manufacturers



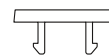
Can be printed with:



Thermal transfer for sheets and cards



UV LED technology



PRINTED FOR YOU



The UCT-EM ... UniCard labeling range includes markers for devices and switchgear from a wide range of manufacturers.

- The markers, which are supplied in uniform sheets, can be labeled quickly and easily using the BLUEMARK CLED and THERMOMARK CARD products
- The format automatically ensures printing with a high level of positional accuracy
- The large temperature range for application means that the labels can be used in control cabinets as well as in the field
- The sheets provide space for including function texts
- An overview of the devices that support labeling plus their manufacturers can be found starting on page 304
- Labeling service: Phoenix Contact can custom-label all UniCard markers in accordance with your requirements

General data

Can be printed with:	
Number of individual labels	
Material	
Inflammability class according to UL 94	
Temperature range	[°C]
Wipe resistance	
Components	

Technical data

THERMOMARK CARD PLUS • THERMOMARK CARD • BLUEMARK CLED • BLUEMARK LED
66
PC
V0
-40 ... 120
DIN EN 61010-1 (VDE 0411-1)
free from silicone and halogen

Description	Color
UniCard , for labeling devices from the following manufacturers: Conta Clip, Murr Elektronik	
Lettering field size: 5 x 10 mm	white
UniCard , for labeling devices from the following manufacturers: see previous products, labeled according to customer specifications¹⁾	
Lettering field size: 5 x 10 mm	white

Ordering data

Type	Order No.	Pcs. / Pkt.
UCT-EM (5X10)	0801497	10
UCT-EM (5X10) CUS	0801583	1

Magazine, for THERMOMARK CARD ... for accommodating: UCT-TM ..., UCT1-TM ..., UCT5-TM ..., UCT-EM (5X10), UCT-EM (6X10)

Accessories

THERMOMARK CARD-UCT-MAG1	5146480	1
--------------------------	---------	---

Notes:

¹⁾ For ordering example, see page 359.

Device marking

UniCard snap-in device marking for devices from other manufacturers



The UCT-EM ... UniCard labeling range includes markers for devices and switchgear from a wide range of manufacturers.

- The markers, which are supplied in uniform sheets, can be labeled quickly and easily using the BLUEMARK CLED and THERMOMARK CARD products
- The format automatically ensures printing with a high level of positional accuracy
- The large temperature range for application means that the labels can be used in control cabinets as well as in the field
- The sheets provide space for including function texts
- An overview of the devices that support labeling plus their manufacturers can be found starting on page 304
- Labeling service: Phoenix Contact can custom-label all UniCard markers in accordance with your requirements

Notes:

1) For ordering example, see page 359.

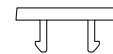
Can be printed with:



Thermal transfer for sheets and cards



UV LED technology



PRINTED
FOR YOU



General data

Can be printed with:

Number of individual labels	
Material	
Inflammability class according to UL 94	
Temperature range	[°C]
Wipe resistance	
Components	

Technical data

THERMOMARK CARD PLUS • THERMOMARK CARD • BLUEMARK CLED • BLUEMARK LED
54
PC
V0
-40 ... 120
DIN EN 61010-1 (VDE 0411-1)
free from silicone and halogen

Description	Color
UniCard , for labeling devices from the following manufacturers: Conta Clip, Festo, Finder	
Lettering field size: 6 x 10 mm	white
UniCard , for labeling devices from the following manufacturers: Beckhoff, Escha, Lumberg, Murr Elektronik, Pepperl & Fuchs, Turck	
Lettering field size: 10 x 5 mm	white
UniCard , for labeling devices from the following manufacturers: Siemens	
Lettering field size: 10 x 7 mm	white
Lettering field size: 10 x 7 mm	turquoise
UniCard , for labeling devices from the following manufacturers: Bosch/Rexroth, ifm-electronic, Lumberg, Pepperl & Fuchs, Siemens	
Lettering field size: 10 x 8 mm	white
Lettering field size: 10 x 8 mm	turquoise
UniCard , for labeling devices from the following manufacturers: see previous products, labeled according to customer specifications¹⁾	
Lettering field size: 6 x 10 mm	white
UniCard , for labeling devices from the following manufacturers: see previous products, labeled according to customer specifications¹⁾	
Lettering field size: 10 x 5 mm	white
UniCard , for labeling devices from the following manufacturers: see previous products, labeled according to customer specifications¹⁾	
Lettering field size: 10 x 7 mm	white
Lettering field size: 10 x 7 mm	turquoise
UniCard , for labeling devices from the following manufacturers: see previous products, labeled according to customer specifications¹⁾	
Lettering field size: 10 x 8 mm	white
Lettering field size: 10 x 8 mm	turquoise

Ordering data

Type	Order No.	Pcs. / Pkt.
UCT-EM (6X10)	0801493	10
UCT-EM (6X10) CUS	0801579	1

Magazine , for THERMOMARK CARD ... for accommodating: UCT-TM ..., UCT1-TM ..., UCT5-TM ..., UCT-EM (5X10), UCT-EM (6X10)	
Magazine , for THERMOMARK CARD ... for accommodating UCT-EM (10X5)	
Magazine , for THERMOMARK CARD ... for accommodating UCT-EM (10X7)	
Magazine , for THERMOMARK CARD ... for accommodating UCT-EM (10X8), UCT-EM (12X7)	

Accessories

THERMOMARK CARD-UCT-MAG1	5146480	1
---------------------------------	----------------	---



PRINTED
FOR YOU



PRINTED
FOR YOU



PRINTED
FOR YOU



Technical data
THERMOMARK CARD PLUS • THERMOMARK CARD • BLUEMARK CLED • BLUEMARK LED
60
PC
V0
-40 ... 120
DIN EN 61010-1 (VDE 0411-1)
free from silicone and halogen

Technical data
THERMOMARK CARD PLUS • THERMOMARK CARD • BLUEMARK CLED • BLUEMARK LED
36
PC
V0
-40 ... 120
DIN EN 61010-1 (VDE 0411-1)
free from silicone and halogen

Technical data
THERMOMARK CARD PLUS • THERMOMARK CARD • BLUEMARK CLED • BLUEMARK LED
36
PC
V0
-40 ... 120
DIN EN 61010-1 (VDE 0411-1)
free from silicone and halogen

Ordering data		
Type	Order No.	Pcs. / Pkt.
UCT-EM (10X5)	0801470	10
UCT-EM (10X5) CUS	0801554	1

Ordering data		
Type	Order No.	Pcs. / Pkt.
UCT-EM (10X7)	0801498	10
UCT-EM (10X7) TQ	0801499	10
UCT-EM (10X7) CUS	0801585	1
UCT-EM (10X7) TQ CUS	0801586	1

Ordering data		
Type	Order No.	Pcs. / Pkt.
UCT-EM (10X8)	0801485	10
UCT-EM (10X8) TQ	0801486	10
UCT-EM (10X8) CUS	0801570	1
UCT-EM (10X8) TQ CUS	0801572	1

Accessories		
Type	Order No.	Pcs. / Pkt.
THERMOMARK CARD-UCT-MAG13	0830400	1

Accessories		
Type	Order No.	Pcs. / Pkt.
THERMOMARK CARD-UCT-MAG20	0830751	1

Accessories		
Type	Order No.	Pcs. / Pkt.
THERMOMARK CARD-UCT-MAG12	0830399	1

Device marking

UniCard snap-in device marking for devices from other manufacturers



The UCT-EM ... UniCard labeling range includes markers for devices and switchgear from a wide range of manufacturers.

- The markers, which are supplied in uniform sheets, can be labeled quickly and easily using the BLUEMARK CLED and THERMOMARK CARD products
- The format automatically ensures printing with a high level of positional accuracy
- The large temperature range for application means that the labels can be used in control cabinets as well as in the field
- The sheets provide space for including function texts
- An overview of the devices that support labeling plus their manufacturers can be found starting on page 304
- Labeling service: Phoenix Contact can custom-label all UniCard markers in accordance with your requirements

Notes:

1) For ordering example, see page 359.

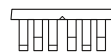
Can be printed with:



Thermal transfer for sheets and cards



UV LED technology



PRINTED
FOR YOU



General data

Can be printed with:

Number of individual labels	
Material	
Inflammability class according to UL 94	
Temperature range	[°C]
Wipe resistance	
Components	

Technical data

THERMOMARK CARD PLUS • THERMOMARK CARD • BLUEMARK CLED • BLUEMARK LED
30
PC
V0
-40 ... 120
DIN EN 61010-1 (VDE 0411-1)
free from silicone and halogen

Description	Color
UniCard , for labeling devices from the following manufacturers: Bernecke + Rainer	
Lettering field size: 12 x 3.3 mm	white
UniCard , for labeling devices from the following manufacturers: Bernecke + Rainer	
Lettering field size: 12 x 6 mm	white
UniCard , for labeling devices from the following manufacturers: Beckhoff, Wago	
Lettering field size: 12 x 7 mm	white
UniCard , for labeling devices from the following manufacturers: Siemens	
Lettering field size: 15 x 10 mm	white
UniCard , for labeling devices from the following manufacturers: see previous products, labeled according to customer specifications¹⁾	
Lettering field size: 12 x 3.3 mm	white
Lettering field size: 12 x 6 mm	white
Lettering field size: 12 x 7 mm	white
Lettering field size: 15 x 10 mm	white

Ordering data

Type	Order No.	Pcs. / Pkt.
UCT-EM (12X3,3)	0801502	10
UCT-EM (12X3,3) CUS	0801577	1

Magazine , for THERMOMARK CARD ... for accommodating UCT-EM (12X3,3), UCT-EM (12X6)
Magazine , for THERMOMARK CARD ... for accommodating UCT-EM (12X3,3), UCT-EM (12X6)
Magazine , for THERMOMARK CARD ... for accommodating UCT-EM (10X8), UCT-EM (12X7)
Magazine , for THERMOMARK CARD ... for accommodating UCT-EM (17,5X8), UCT-EM (20X7), UCT-EM (15X10)

Accessories

THERMOMARK CARD-UCT-MAG9	0801736	1
--------------------------	---------	---



PRINTED
FOR YOU



PRINTED
FOR YOU



PRINTED
FOR YOU



Technical data
THERMOMARK CARD PLUS • THERMOMARK CARD • BLUEMARK CLED • BLUEMARK LED
30
PC
V0
-40 ... 120
DIN EN 61010-1 (VDE 0411-1)
free from silicone and halogen

Technical data
THERMOMARK CARD PLUS • THERMOMARK CARD • BLUEMARK CLED • BLUEMARK LED
30
PC
V0
-40 ... 120
DIN EN 61010-1 (VDE 0411-1)
free from silicone and halogen

Technical data
THERMOMARK CARD PLUS • THERMOMARK CARD • BLUEMARK CLED • BLUEMARK LED
16
PC
V0
-40 ... 120
DIN EN 61010-1 (VDE 0411-1)
free from silicone and halogen

Ordering data		
Type	Order No.	Pcs. / Pkt.
UCT-EM (12X6)	0801503	10
UCT-EM (12X6) CUS	0801578	1

Ordering data		
Type	Order No.	Pcs. / Pkt.
UCT-EM (12X7)	0801501	10
UCT-EM (12X7) CUS	0801587	1

Ordering data		
Type	Order No.	Pcs. / Pkt.
UCT-EM (15X10)	0801504	10
UCT-EM (15X10) CUS	0801588	1

Accessories		
Type	Order No.	Pcs. / Pkt.
THERMOMARK CARD-UCT-MAG9	0801736	1

Accessories		
Type	Order No.	Pcs. / Pkt.
THERMOMARK CARD-UCT-MAG12	0830399	1

Accessories		
Type	Order No.	Pcs. / Pkt.
THERMOMARK CARD-UCT-MAG8	0801735	1

Device marking

UniCard snap-in device marking for devices from other manufacturers



The UCT-EM ... UniCard labeling range includes markers for devices and switchgear from a wide range of manufacturers.

- The markers, which are supplied in uniform sheets, can be labeled quickly and easily using the BLUEMARK CLED and THERMOMARK CARD products
- The format automatically ensures printing with a high level of positional accuracy
- The large temperature range for application means that the labels can be used in control cabinets as well as in the field
- The sheets provide space for including function texts
- An overview of the devices that support labeling plus their manufacturers can be found starting on page 304
- Labeling service: Phoenix Contact can custom-label all UniCard markers in accordance with your requirements

Can be printed with:



Thermal transfer for sheets and cards



UV LED technology



PRINTED
FOR YOU



General data

Can be printed with:

Number of individual labels

Material

Inflammability class according to UL 94

Temperature range

[°C]

Wipe resistance

Components

Technical data

THERMOMARK CARD PLUS • THERMOMARK CARD • BLUEMARK CLED • BLUEMARK LED

24

PC

V0

-40 ... 120

DIN EN 61010-1 (VDE 0411-1)

free from silicone and halogen

Ordering data


Description	Color
UniCard , for labeling devices from the following manufacturers: ABB, Festo, Finder, Murr Elektronik, Wago	
Lettering field size: 17 x 9 mm	white
Lettering field size: 17 x 9 mm	yellow
UniCard , for labeling devices from the following manufacturers: Allen-Bradley, Festo	
Lettering field size: 17 x 10 mm	white
Lettering field size: 17 x 10 mm	yellow
UniCard , for labeling devices from the following manufacturers: ABB, Lumberg	
Lettering field size: 17.5 x 7.5 mm	white
UniCard , for labeling devices from the following manufacturers: ABB, Schneider Electric, ifm-electronic, Murr Elektronik	
Lettering field size: 17 x 8 mm	white
Lettering field size: 17 x 9 mm	white
Lettering field size: 17 x 9 mm	yellow
Lettering field size: 17 x 10 mm	white
Lettering field size: 17 x 10 mm	yellow
Lettering field size: 17.5 x 7.5 mm	white
Lettering field size: 17 x 8 mm	white

Type	Order No.	Pcs. / Pkt.
UCT-EM (17X9)	0801475	10
UCT-EM (17X9) YE	0801476	10
UCT-EM (17X9) CUS	0801559	1
UCT-EM (17X9) YE CUS	0801560	1

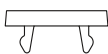
Accessories

Magazine , for THERMOMARK CARD ... for accommodating UCT-EM (17 x 9)
Magazine , for THERMOMARK CARD ... for accommodating UCT-EM (17X10) and (20X8)
Magazine , for THERMOMARK CARD ... for accommodating UCT-EM (17,5X7,5)
Magazine , for THERMOMARK CARD ... for accommodating UCT-EM (21X8) and UCT EM (17X8)

THERMOMARK CARD-UCT-MAG16	0830403	1
----------------------------------	----------------	---



PRINTED
FOR YOU



PRINTED
FOR YOU



PRINTED
FOR YOU



Technical data
THERMOMARK CARD PLUS • THERMOMARK CARD • BLUEMARK CLED • BLUEMARK LED
20
PC
V0
-40 ... 120
DIN EN 61010-1 (VDE 0411-1)
free from silicone and halogen

Technical data
THERMOMARK CARD PLUS • THERMOMARK CARD • BLUEMARK CLED • BLUEMARK LED
24
PC
V0
-40 ... 120
DIN EN 61010-1 (VDE 0411-1)
free from silicone and halogen

Technical data
THERMOMARK CARD PLUS • THERMOMARK CARD • BLUEMARK CLED • BLUEMARK LED
18
PC
V0
-40 ... 120
DIN EN 61010-1 (VDE 0411-1)
free from silicone, halogen and cadmium

Ordering data		
Type	Order No.	Pcs. / Pkt.
UCT-EM (17X10)	0801483	10
UCT-EM (17X10) YE	0801484	10
UCT-EM (17X10) CUS	0801567	1
UCT-EM (17X10) YE CUS	0801569	1

Ordering data		
Type	Order No.	Pcs. / Pkt.
UCT-EM (17,5X7,5)	0801482	10
UCT-EM (17,5X7,5) CUS	0801566	1

Ordering data		
Type	Order No.	Pcs. / Pkt.
UCT-EM (17X8)	0801842	10
UCT-EM (17X8) CUS	1014400	1

Accessories		
Type	Order No.	Pcs. / Pkt.
THERMOMARK CARD-UCT-MAG11	0801738	1

Accessories		
Type	Order No.	Pcs. / Pkt.
THERMOMARK CARD-UCT-MAG18	0830405	1

Accessories		
Type	Order No.	Pcs. / Pkt.
THERMOMARK CARD-UCT-MAG14	0830401	1

Device marking

UniCard snap-in device marking for devices from other manufacturers



The UCT-EM ... UniCard labeling range includes markers for devices and switchgear from a wide range of manufacturers.

- The markers, which are supplied in uniform sheets, can be labeled quickly and easily using the BLUEMARK CLED and THERMOMARK CARD products
- The format automatically ensures printing with a high level of positional accuracy
- The large temperature range for application means that the labels can be used in control cabinets as well as in the field
- The sheets provide space for including function texts
- An overview of the devices that support labeling plus their manufacturers can be found starting on page 304
- Labeling service: Phoenix Contact can custom-label all UniCard markers in accordance with your requirements

Notes:

1) For ordering example, see page 359.

Can be printed with:



Thermal transfer for sheets and cards



UV LED technology

PRINTED
FOR YOU



General data

Can be printed with:

Number of individual labels	
Material	
Inflammability class according to UL 94	
Temperature range	[°C]
Wipe resistance	
Components	

Technical data

THERMOMARK CARD PLUS • THERMOMARK CARD • BLUEMARK CLED • BLUEMARK LED
24
PC
V0
-40 ... 120
DIN EN 61010-1 (VDE 0411-1)
free from silicone and halogen

Description	Color
UniCard , for labeling devices from the following manufacturers: ABB, ifm-electronic, Moeller, Murr Elektronik	
Lettering field size: 17.5 x 8 mm	white
UniCard , for labeling devices from the following manufacturers: Murr Elektronik, Phoenix Contact, Weidmüller	
Lettering field size: 17.5 x 9 mm	white
Lettering field size: 17.5 x 9 mm	yellow
UniCard , for marking devices from the following manufacturers: ABB, Schneider Electric, ifm-electronic, Murr Elektronik	
Lettering field size: 18 x 8 mm	white
UniCard , for labeling devices from the following manufacturers: ifm-electronic, Phoenix Contact, Siemens	
Lettering field size: 20 x 7 mm	white
Lettering field size: 20 x 7 mm	turquoise
UniCard , for labeling devices from the following manufacturers: see previous products, labeled according to customer specifications¹⁾	
Lettering field size: 17.5 x 8 mm	white
Lettering field size: 17.5 x 9 mm	white
Lettering field size: 17.5 x 9 mm	yellow
Lettering field size: 18 x 8 mm	white
Lettering field size: 20 x 7 mm	white
Lettering field size: 20 x 7 mm	turquoise

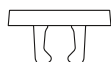
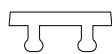
Ordering data

Type	Order No.	Pcs. / Pkt.
UCT-EM (17,5X8)	0801496	10
UCT-EM (17,5X8) CUS	0801582	1

Magazine , for THERMOMARK CARD ... for accommodating UCT-EM (17,5X8), UCT-EM (20X7), UCT-EM (15X10)
Magazine , for THERMOMARK CARD ... for accommodating UCT-EM (17,5X9)
Magazine , for THERMOMARK CARD ... for accommodating UCT-EM (18 x 8)

Accessories

THERMOMARK CARD-UCT-MAG8	0801735	1
--------------------------	---------	---



PRINTED
FOR YOU



PRINTED
FOR YOU



PRINTED
FOR YOU



Technical data
THERMOMARK CARD PLUS • THERMOMARK CARD • BLUEMARK CLED • BLUEMARK LED
24
PC
V0
-40 ... 120
DIN EN 61010-1 (VDE 0411-1)
free from silicone and halogen

Technical data
THERMOMARK CARD PLUS • THERMOMARK CARD • BLUEMARK CLED • BLUEMARK LED
24
PC
V0
-40 ... 120
DIN EN 61010-1 (VDE 0411-1)
free from silicone and halogen

Technical data
THERMOMARK CARD PLUS • THERMOMARK CARD • BLUEMARK CLED • BLUEMARK LED
24
PC
V0
-40 ... 120
DIN EN 61010-1 (VDE 0411-1)
free from silicone and halogen

Ordering data		
Type	Order No.	Pcs. / Pkt.
UCT-EM (17,5X9)	0801491	10
UCT-EM (17,5X9) YE	0801492	10
UCT-EM (17,5X9) CUS	0801575	1
UCT-EM (17,5X9) YE CUS	0801576	1

Ordering data		
Type	Order No.	Pcs. / Pkt.
UCT-EM (18X8)	0801488	10
UCT-EM (18X8) CUS	0801573	1

Ordering data		
Type	Order No.	Pcs. / Pkt.
UCT-EM (20X7)	0801494	10
UCT-EM (20X7) TQ	0801495	10
UCT-EM (20X7) CUS	0801580	1
UCT-EM (20X7) TQ CUS	0801581	1

Accessories		
Type	Order No.	Pcs. / Pkt.
THERMOMARK CARD-UCT-MAG22	0830771	1

Accessories		
Type	Order No.	Pcs. / Pkt.
THERMOMARK CARD-UCT-MAG17	0830404	1

Accessories		
Type	Order No.	Pcs. / Pkt.
THERMOMARK CARD-UCT-MAG8	0801735	1

Device marking

UniCard snap-in device marking for devices from other manufacturers



The UCT-EM ... UniCard labeling range includes markers for devices and switchgear from a wide range of manufacturers.

- The markers, which are supplied in uniform sheets, can be labeled quickly and easily using the BLUEMARK CLED and THERMOMARK CARD products
- The format automatically ensures printing with a high level of positional accuracy
- The large temperature range for application means that the labels can be used in control cabinets as well as in the field
- The sheets provide space for including function texts
- An overview of the devices that support labeling plus their manufacturers can be found starting on page 304
- Labeling service: Phoenix Contact can custom-label all UniCard markers in accordance with your requirements

Notes:

1) For ordering example, see page 359.

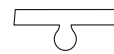
Can be printed with:



Thermal transfer for sheets and cards



UV LED technology



PRINTED
FOR YOU



General data

Can be printed with:

Number of individual labels

Material

Inflammability class according to UL 94

Temperature range

[°C]

Wipe resistance

Components

Technical data

THERMOMARK CARD PLUS • THERMOMARK CARD • BLUEMARK CLED • BLUEMARK LED

24

PC

V0

-40 ... 120

DIN EN 61010-1 (VDE 0411-1)

free from silicone and halogen

Ordering data

Description	Color
UniCard , for labeling devices from the following manufacturers: Escha, Murr Elektronik, Turck	
Lettering field size: 20 x 8 mm	white
UniCard , for labeling devices from the following manufacturers: ABB, Conta Clip, Escha, Festo, ifm-electronic, Lumberg, Moeller, Murr Elektronik, Pepperl & Fuchs, Phoenix Contact, Siemens, Turck, Weidmüller	
Lettering field size: 20 x 9 mm	white
Lettering field size: 20 x 9 mm	turquoise
Lettering field size: 20 x 9 mm	yellow
UniCard , for marking devices from the following manufacturers: ABB, Schneider Electric, ifm-electronic, Murr Elektronik	
Lettering field size: 21 x 8 mm	white
UniCard , for labeling devices from the following manufacturers: see previous products, labeled according to customer specifications¹⁾	
Lettering field size: 20 x 8 mm	white
Lettering field size: 20 x 9 mm	white
Lettering field size: 20 x 9 mm	turquoise
Lettering field size: 20 x 9 mm	yellow
Lettering field size: 21 x 8 mm	white

Type	Order No.	Pcs. / Pkt.
UCT-EM (20X8)	0801477	10
UCT-EM (20X8) CUS	0801561	1

Magazine, for THERMOMARK CARD ...
for accommodating UCT-EM (17X10) and (20X8)

for accommodating UCT-EM (20 x 9)

Magazine, for THERMOMARK CARD ...
for accommodating UCT-EM (21X8) and UCT EM (17X8)

Accessories

Accessories	Order No.	Pcs. / Pkt.
THERMOMARK CARD-UCT-MAG11	0801738	1



PRINTED
FOR YOU



PRINTED
FOR YOU



Technical data
THERMOMARK CARD PLUS • THERMOMARK CARD • BLUEMARK CLED • BLUEMARK LED
24
PC
V0
-40 ... 120
DIN EN 61010-1 (VDE 0411-1)
free from silicone and halogen

Technical data
THERMOMARK CARD PLUS • THERMOMARK CARD • BLUEMARK CLED • BLUEMARK LED
18
PC
V0
-40 ... 120
DIN EN 61010-1 (VDE 0411-1)
free from silicone and halogen

Ordering data		
Type	Order No.	Pcs. / Pkt.
UCT-EM (20X9)	0801471	10
UCT-EM (20X9) TQ	0801473	10
UCT-EM (20X9) YE	0801472	10
UCT-EM (20X9) CUS	0801556	1
UCT-EM (20X9) TQ CUS	0801558	1
UCT-EM (20X9) YE CUS	0801557	1

Ordering data		
Type	Order No.	Pcs. / Pkt.
UCT-EM (21X8)	0801489	10
UCT-EM (21X8) CUS	0801574	1


Accessories		
Type	Order No.	Pcs. / Pkt.
THERMOMARK CARD-UCT-MAG15	0830402	1

Accessories		
Type	Order No.	Pcs. / Pkt.
THERMOMARK CARD-UCT-MAG14	0830401	1

Device marking

UniSheet stick-on device marking

Can be printed with:



Thermal transfer for sheets and cards



Unlabeled

- The US-EMLP ... UniSheet labeling range includes self-adhesive device markers with good adhesive properties in different sizes for:
- Device marking
- Module marking
- Switchgear marking
- The markers, which are supplied in uniform sheets, can be printed onto quickly, easily, and cost-effectively using the THERMOMARK CARD
- The perforated markers are easy to separate and can be easily fitted
- The sheets provide space for including function texts
- For more label sizes, visit www.phoenixcontact.net/products

Marking of power circuit breakers, for example:

- 8.8 x 15 mm for ABB, Schneider Electric
- 17 x 15 mm for ABB, Hager, Legrand
- 35 x 15 mm for ABB, Legrand, Schneider Electric
- 52.5 x 15 mm for ABB, Legrand, Schneider Electric
- 70 x 15 mm for Legrand, Schneider Electric

General data

Can be printed with:	
Material	
Inflammability class according to UL 94	
Temperature range	[°C]
Wipe resistance	
Components	

Technical data

THERMOMARK CARD PLUS • THERMOMARK CARD
PVC
V0
-30 ... 80
DIN EN 61010-1 (VDE 0411-1)
Silicone-free

Description	Color
UniSheet , with self-adhesive plastic labels, 0.5 mm thick	
88-section, lettering field size: 8.8 x 15 mm	white yellow red silver
135-section, lettering field size: 11 x 9 mm	white yellow silver
189-section, lettering field size: 15 x 5 mm	white yellow silver
108-section, lettering field size: 17 x 7 mm	white yellow silver
54-section, lettering field size: 17 x 15 mm	white yellow silver
75-section, lettering field size: 20 x 9 mm	white yellow silver
24-section, lettering field size: 22 x 22 mm	white yellow silver
51-section, lettering field size: 27 x 8 mm	white yellow silver
30-section, lettering field size: 27 x 12.5 mm	white yellow silver
27-section, lettering field size: 27 x 15 mm	white yellow silver

Ordering data

Type	Order No.	Pcs. / Pkt.
US-EMLP (8,8X15)	0830303	10
US-EMLP (8,8X15) YE	0830316	10
US-EMLP (8,8X15) RD	0830318	10
US-EMLP (8,8X15) SR	0830317	10
US-EMLP (11X9)	0828789	10
US-EMLP (11X9) YE	0828871	10
US-EMLP (11X9) SR	0828872	10
US-EMLP (15X5)	0828790	10
US-EMLP (15X5) YE	0828873	10
US-EMLP (15X5) SR	0828874	10
US-EMLP (17X7)	0828792	10
US-EMLP (17X7) YE	0828877	10
US-EMLP (17X7) SR	0828878	10
US-EMLP (17X15)	0828793	10
US-EMLP (17X15) YE	0828879	10
US-EMLP (17X15) SR	0828880	10
US-EMLP (20X9)	0828795	10
US-EMLP (20X9) YE	0828883	10
US-EMLP (20X9) SR	0828884	10
US-EMLP (22X22)	0828796	10
US-EMLP (22X22) YE	0828885	10
US-EMLP (22X22) SR	0828886	10
US-EMLP (27X8)	0828797	10
US-EMLP (27X8) YE	0828889	10
US-EMLP (27X8) SR	0828890	10
US-EMLP (27X12,5)	0828798	10
US-EMLP (27X12,5) YE	0828891	10
US-EMLP (27X12,5) SR	0828892	10
US-EMLP (27X15)	0828799	10
US-EMLP (27X15) YE	0828893	10
US-EMLP (27X15) SR	0828894	10

Magazine, for THERMOMARK CARD..., for accommodating all US-... materials

Accessories

THERMOMARK CARD-US-MAG1	5146451	1
-------------------------	---------	---

UniSheet stick-on device marking



Unlabeled

General data	
Can be printed with:	
Material	
Inflammability class according to UL 94	
Temperature range	[°C]
Wipe resistance	
Components	

Technical data	
THERMOMARK CARD PLUS • THERMOMARK CARD	
PVC	
V0	
-30 ... 80	
DIN EN 61010-1 (VDE 0411-1)	
Silicone-free	

Description	Color
UniSheet , with self-adhesive plastic labels, 0.5 mm thick	
21-section, lettering field size: 27 x 18 mm	white yellow silver
15-section, lettering field size: 27 x 27 mm	white yellow silver
45-section, lettering field size: 35 x 9 mm	white yellow silver
27-section, lettering field size: 35 x 15 mm	white yellow red silver
28-section, lettering field size: 40 x 10 mm	white yellow silver
18-section, lettering field size: 49 x 15 mm	white yellow silver
16-section, lettering field size: 52.5 x 15 mm	white yellow red silver
9-section, lettering field size: 60 x 15 mm	white yellow silver
4-section, lettering field size: 60 x 30 mm	white yellow silver
8-section, lettering field size: 70 x 15 mm	white yellow red silver
2-section, lettering field size: 85.6 x 54 mm	white yellow silver
2-section, lettering field size: 100 x 60 mm	white yellow silver
1-section, lettering field size: 104 x 135 mm	white yellow silver


Ordering data		
Type	Order No.	Pcs. / Pkt.
US-EMLP (27X18)	0828800	10
US-EMLP (27X18) YE	0828895	10
US-EMLP (27X18) SR	0828896	10
US-EMLP (27X27)	0828801	10
US-EMLP (27X27) YE	0828897	10
US-EMLP (27X27) SR	0828898	10
US-EMLP (35X9)	0828802	10
US-EMLP (35X9) YE	0828899	10
US-EMLP (35X9) SR	0829430	10
US-EMLP (35X15)	0830300	10
US-EMLP (35X15) YE	0830319	10
US-EMLP (35X15) RD	0830321	10
US-EMLP (35X15) SR	0830320	10
US-EMLP (40X10)	0830341	10
US-EMLP (40X10) YE	0830342	10
US-EMLP (40X10) SR	0830328	10
US-EMLP (49X15)	0828803	10
US-EMLP (49X15) YE	0828901	10
US-EMLP (49X15) SR	0828902	10
US-EMLP (52,5X15)	0830301	10
US-EMLP (52,5X15) YE	0830322	10
US-EMLP (52,5X15) RD	0830324	10
US-EMLP (52,5X15) SR	0830323	10
US-EMLP (60X15)	0828804	10
US-EMLP (60X15) YE	0828903	10
US-EMLP (60X15) SR	0828904	10
US-EMLP (60X30)	0828805	10
US-EMLP (60X30) YE	0828905	10
US-EMLP (60X30) SR	0828906	10
US-EMLP (70X15)	0830302	10
US-EMLP (70X15) YE	0830325	10
US-EMLP (70X15) RD	0830327	10
US-EMLP (70X15) SR	0830326	10
US-EMLP (85,6X54)	0828806	10
US-EMLP (85,6X54) YE	0828907	10
US-EMLP (85,6X54) SR	0828908	10
US-EMLP (100X60)	0828807	10
US-EMLP (100X60) YE	0828909	10
US-EMLP (100X60) SR	0828910	10
US-EMLP (104X135)	0830304	10
US-EMLP (104X135) YE	0830305	10
US-EMLP (104X135) SR	0830306	10

Accessories	
Magazine, for THERMOMARK CARD..., for accommodating all US-... materials	

THERMOMARK CARD-US-MAG1	5146451	1
-------------------------	---------	---

Device marking

UniSheet stick-on device marking



PRINTED
FOR YOU



Labeled according to customer specifications

- The US-EMLP ... UniSheet labeling range includes self-adhesive device markers with good adhesive properties in different sizes for:
 - Device marking
 - Module marking
 - Switchgear marking
- The markers, which are supplied in uniform sheets, can be printed onto quickly, easily, and cost-effectively using the THERMOMARK CARD
- The perforated markers are easy to separate and can be easily fitted
- The sheets provide space for including function texts
- For more label sizes, visit www.phoenixcontact.net/products

Marking of power circuit breakers, for example:

- 8.8 x 15 mm for ABB, Schneider Electric
- 17 x 15 mm for ABB, Hager, Legrand
- 35 x 15 mm for ABB, Legrand, Schneider Electric
- 52.5 x 15 mm for ABB, Legrand, Schneider Electric
- 70 x 15 mm for Legrand, Schneider Electric

Notes:

¹⁾ For ordering example, see page 359.

General data

Material	
Inflammability class according to UL 94	
Temperature range	[°C]
Wipe resistance	
Components	

Technical data

PVC
V0
-30 ... 80
DIN EN 61010-1 (VDE 0411-1)
Silicone-free

Ordering data

Description	Color	Type	Order No.	Pcs. / Pkt.
UniSheet, with self-adhesive plastic labels, 0.5 mm thick, labeled acc. to customer specifications¹⁾				
88-section, lettering field size: 8.8 x 15 mm	white	US-EMLP (8,8X15) CUS	0830371	1
	yellow	US-EMLP (8,8X15) YE CUS	0830372	1
	red	US-EMLP (8,8X15) RD CUS	0830374	1
	silver	US-EMLP (8,8X15) SR CUS	0830373	1
135-section, lettering field size: 11 x 9 mm	white	US-EMLP (11X9) CUS	0830073	1
	yellow	US-EMLP (11X9) YE CUS	0830074	1
	silver	US-EMLP (11X9) SR CUS	0830075	1
189-section, lettering field size: 15 x 5 mm	white	US-EMLP (15X5) CUS	0830076	1
	yellow	US-EMLP (15X5) YE CUS	0830077	1
	silver	US-EMLP (15X5) SR CUS	0830078	1
108-section, lettering field size: 17 x 7 mm	white	US-EMLP (17X7) CUS	0830079	1
	yellow	US-EMLP (17X7) YE CUS	0830080	1
	silver	US-EMLP (17X7) SR CUS	0830081	1
54-section, lettering field size: 17 x 15 mm	white	US-EMLP (17X15) CUS	0830082	1
	yellow	US-EMLP (17X15) YE CUS	0830083	1
	silver	US-EMLP (17X15) SR CUS	0830084	1
75-section, lettering field size: 20 x 9 mm	white	US-EMLP (20X9) CUS	0830085	1
	yellow	US-EMLP (20X9) YE CUS	0830086	1
	silver	US-EMLP (20X9) SR CUS	0830087	1
24-section, lettering field size: 22 x 22 mm	white	US-EMLP (22X22) CUS	0830088	1
	yellow	US-EMLP (22X22) YE CUS	0830089	1
	silver	US-EMLP (22X22) SR CUS	0830090	1
51-section, lettering field size: 27 x 8 mm	white	US-EMLP (27X8) CUS	0830091	1
	yellow	US-EMLP (27X8) YE CUS	0830092	1
	silver	US-EMLP (27X8) SR CUS	0830093	1
30-section, lettering field size: 27 x 12.5 mm	white	US-EMLP (27X12,5) CUS	0830094	1
	yellow	US-EMLP (27X12,5) YE CUS	0830095	1
	silver	US-EMLP (27X12,5) SR CUS	0830096	1
27-section, lettering field size: 27 x 15 mm	white	US-EMLP (27X15) CUS	0830097	1
	yellow	US-EMLP (27X15) YE CUS	0830098	1
	silver	US-EMLP (27X15) SR CUS	0830099	1
21-section, lettering field size: 27 x 18 mm	white	US-EMLP (27X18) CUS	0830100	1
	yellow	US-EMLP (27X18) YE CUS	0830101	1
	silver	US-EMLP (27X18) SR CUS	0830102	1
15-section, lettering field size: 27 x 27 mm	white	US-EMLP (27X27) CUS	0830103	1
	yellow	US-EMLP (27X27) YE CUS	0830104	1
	silver	US-EMLP (27X27) SR CUS	0830105	1

UniSheet stick-on device marking



Notes:
 1) For ordering example, see page 359.



Labeled according to customer specifications

Technical data	
Material	PVC
Inflammability class according to UL 94	V0
Temperature range	-30 ... 80 [°C]
Wipe resistance	DIN EN 61010-1 (VDE 0411-1)
Components	Silicone-free

Ordering data				
Description	Color	Type	Order No.	Pcs. / Pkt.
UniSheet , with self-adhesive plastic labels, 0.5 mm thick, labeled acc. to customer specifications ¹⁾ 45-section, lettering field size: 35 x 9 mm	white	US-EMLP (35X9) CUS	0830106	1
	yellow	US-EMLP (35X9) YE CUS	0830107	1
	silver	US-EMLP (35X9) SR CUS	0830108	1
27-section, lettering field size: 35 x 15 mm	white	US-EMLP (35X15) CUS	0830375	1
	yellow	US-EMLP (35X15) YE CUS	0830376	1
	red	US-EMLP (35X15) RD CUS	0830378	1
	silver	US-EMLP (35X15) SR CUS	0830377	1
28-section, lettering field size: 40 x 10 mm	white	US-EMLP (40X10) CUS	0830365	1
	yellow	US-EMLP (40X10) YE CUS	0830366	1
	silver	US-EMLP (40X10) SR CUS	0830367	1
18-section, lettering field size: 49 x 15 mm	white	US-EMLP (49X15) CUS	0830109	1
	yellow	US-EMLP (49X15) YE CUS	0830110	1
	silver	US-EMLP (49X15) SR CUS	0830111	1
16-section, lettering field size: 52.5 x 15 mm	white	US-EMLP (52,5X15) CUS	0830379	1
	yellow	US-EMLP (52,5X15) YE CUS	0830380	1
	red	US-EMLP (52,5X15) RD CUS	0830382	1
	silver	US-EMLP (52,5X15) SR CUS	0830381	1
9-section, lettering field size: 60 x 15 mm	white	US-EMLP (60X15) CUS	0830112	1
	yellow	US-EMLP (60X15) YE CUS	0830113	1
	silver	US-EMLP (60X15) SR CUS	0830114	1
4-section, lettering field size: 60 x 30 mm	white	US-EMLP (60X30) CUS	0830115	1
	yellow	US-EMLP (60X30) YE CUS	0830116	1
	silver	US-EMLP (60X30) SR CUS	0830117	1
8-section, lettering field size: 70 x 15 mm	white	US-EMLP (70X15) CUS	0830383	1
	yellow	US-EMLP (70X15) YE CUS	0830384	1
	red	US-EMLP (70X15) RD CUS	0830386	1
	silver	US-EMLP (70X15) SR CUS	0830385	1
2-section, lettering field size: 85.6 x 54 mm	white	US-EMLP (85,6X54) CUS	0830118	1
	yellow	US-EMLP (85,6X54) YE CUS	0830119	1
	silver	US-EMLP (85,6X54) SR CUS	0830120	1
2-section, lettering field size: 100 x 60 mm	white	US-EMLP (100X60) CUS	0830121	1
	yellow	US-EMLP (100X60) YE CUS	0830122	1
	silver	US-EMLP (100X60) SR CUS	0830123	1
1-section, lettering field size: 104 x 135 mm	white	US-EMLP (104X135) CUS	0830387	1
	yellow	US-EMLP (104X135) YE CUS	0830388	1
	silver	US-EMLP (104X135) SR CUS	0830389	1

Device marking

UniSheet device marking that can be snapped into marker carriers

Can be printed with:



Thermal transfer for sheets and cards



Unlabeled

- The US-EMP ... UniSheet labeling range includes markers that can be fitted into existing CARRIER EMP ... label frames
- The markers, which are supplied in uniform sheets, can be printed onto quickly, easily, and cost-effectively using the THERMOMARK CARD
- The perforated markers are easy to separate and can be easily fitted
- The sheets provide space for including function texts

Notes:
For matching label frames, see page 296.
1) For ordering example, see page 359.

General data	
Can be printed with:	
Material	
Inflammability class according to UL 94	
Temperature range	[°C]
Wipe resistance	
Components	

Technical data	
THERMOMARK CARD PLUS • THERMOMARK CARD	
PVC	
V0	
-30 ... 80	
DIN EN 61010-1 (VDE 0411-1)	
Silicone-free	

Description	Color
UniSheet, just 0.5 mm thick¹⁾	
54-section, lettering field size: 17 x 15 mm	white yellow silver
70-section, lettering field size: 20 x 9 mm	white
84-section, lettering field size: 25 x 6 mm	white
84-section, lettering field size: 26 x 6 mm	white
51-section, lettering field size: 27 x 8 mm	white yellow silver white
30-section, lettering field size: 27 x 12.5 mm	white yellow silver
27-section, lettering field size: 27 x 15 mm	white yellow silver
21-section, lettering field size: 27 x 18 mm	white yellow silver
15-section, lettering field size: 27 x 27 mm	white yellow silver
48-section, lettering field size: 29 x 8 mm	white yellow
16-section, lettering field size: 40 x 17 mm	white
36-section, lettering field size: 44 x 7 mm	white
18-section, lettering field size: 49 x 15 mm	white yellow silver
9-section, lettering field size: 60 x 15 mm	white yellow silver
4-section, lettering field size: 60 x 30 mm	white yellow silver
2-section, lettering field size: 85.6 x 54 mm	white yellow silver
9-section, lettering field size: 100 x 15 mm	white yellow silver

Ordering data		
Type	Order No.	Pcs. / Pkt.
US-EMP (17X15)	0828774	10
US-EMP (17X15) YE	0828842	10
US-EMP (17X15) SR	0828843	10
US-EMP (20X9)	0829439	10
US-EMP (25X6)-1	0802754	10
US-EMP (25X6)	0829435	10
US-EMP (27X8)	0828775	10
US-EMP (27X8) YE	0828844	10
US-EMP (27X8) SR	0828845	10
US-EMP (27X12,5)	0828776	10
US-EMP (27X12,5) YE	0828846	10
US-EMP (27X12,5) SR	0828847	10
US-EMP (27X15)	0828777	10
US-EMP (27X15) YE	0828848	10
US-EMP (27X15) SR	0828849	10
US-EMP (27X18)	0828778	10
US-EMP (27X18) YE	0828850	10
US-EMP (27X18) SR	0828851	10
US-EMP (27X27)	0828779	10
US-EMP (27X27) YE	0828852	10
US-EMP (27X27) SR	0828853	10
US-EMP (29X8)	0829436	10
US-EMP (29X8) YE	0829440	10
US-EMP (40X17)	0829437	10
US-EMP (44X7)	0829438	10
US-EMP (49X15)	0828780	10
US-EMP (49X15) YE	0828854	10
US-EMP (49X15) SR	0828855	10
US-EMP (60X15)	0828781	10
US-EMP (60X15) YE	0828856	10
US-EMP (60X15) SR	0828857	10
US-EMP (60X30)	0828782	10
US-EMP (60X30) YE	0828858	10
US-EMP (60X30) SR	0828859	10
US-EMP (85,6X54)	0828783	10
US-EMP (85,6X54) YE	0828860	10
US-EMP (85,6X54) SR	0828861	10
US-EMP (100X15)	0829521	10
US-EMP (100X15) YE	0829522	10
US-EMP (100X15) SR	0829523	10

Accessories	
Magazine, for THERMOMARK CARD..., for accommodating all US-... materials	

THERMOMARK CARD-US-MAG1	5146451	1
-------------------------	---------	---

UniSheet device marking that can be snapped into marker carriers

– All US-EMP ... device markers can also be supplied labeled according to customer requirements



Labeled according to customer specifications

Notes:
For matching label frames, see page 296.

Technical data

General data	
Material	PVC
Inflammability class according to UL 94	V0
Temperature range	-30 ... 80 [°C]
Wipe resistance	DIN EN 61010-1 (VDE 0411-1)
Components	Silicone-free

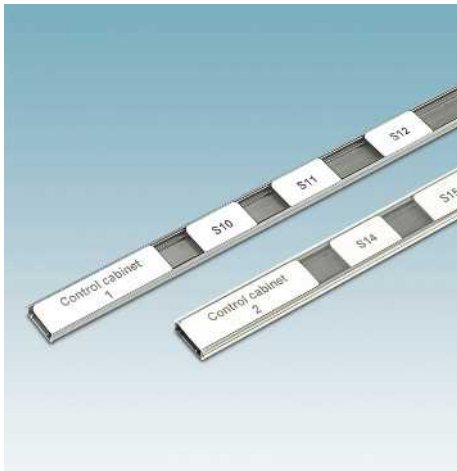
Ordering data

Type	Order No.	Pcs. / Pkt.
UniSheet, with self-adhesive plastic labels, 0.5 mm thick, labeled acc. to customer specifications		
54-section, lettering field size: 17 x 15 mm		
white	US-EMP (17X15) CUS	0830025
yellow	US-EMP (17X15) YE CUS	0830026
silver	US-EMP (17X15) SR CUS	0830027
70-section, lettering field size: 20 x 9 mm		
white	US-EMP (20X9) CUS	0830028
84-section, lettering field size: 25 x 6 mm		
white	US-EMP (25X6)-1 CUS	0802755
84-section, lettering field size: 26 x 6 mm		
white	US-EMP (25X6) CUS	0830029
51-section, lettering field size: 27 x 8 mm		
white	US-EMP (27X8) CUS	0830030
yellow	US-EMP (27X8) YE CUS	0830031
silver	US-EMP (27X8) SR CUS	0830032
30-section, lettering field size: 27 x 12.5 mm		
white	US-EMP (27X12,5) CUS	0830033
yellow	US-EMP (27X12,5) YE CUS	0830034
silver	US-EMP (27X12,5) SR CUS	0830035
27-section, lettering field size: 27 x 15 mm		
white	US-EMP (27X15) CUS	0830036
yellow	US-EMP (27X15) YE CUS	0830037
silver	US-EMP (27X15) SR CUS	0830038
21-section, lettering field size: 27 x 18 mm		
white	US-EMP (27X18) CUS	0830039
yellow	US-EMP (27X18) YE CUS	0830040
silver	US-EMP (27X18) SR CUS	0830041
15-section, lettering field size: 27 x 27 mm		
white	US-EMP (27X27) CUS	0830042
yellow	US-EMP (27X27) YE CUS	0830043
silver	US-EMP (27X27) SR CUS	0830044
48-section, lettering field size: 29 x 8 mm		
white	US-EMP (29X8) CUS	0830045
yellow	US-EMP (29X8) YE CUS	0830046
16-section, lettering field size: 40 x 17 mm		
white	US-EMP (40X17) CUS	0830047
36-section, lettering field size: 44 x 7 mm		
white	US-EMP (44X7) CUS	0830048
18-section, lettering field size: 49 x 15 mm		
white	US-EMP (49X15) CUS	0830049
yellow	US-EMP (49X15) YE CUS	0830050
silver	US-EMP (49X15) SR CUS	0830051
9-section, lettering field size: 60 x 15 mm		
white	US-EMP (60X15) CUS	0830052
yellow	US-EMP (60X15) YE CUS	0830053
silver	US-EMP (60X15) SR CUS	0830054
4-section, lettering field size: 60 x 30 mm		
white	US-EMP (60X30) CUS	0830055
yellow	US-EMP (60X30) YE CUS	0830056
silver	US-EMP (60X30) SR CUS	0830057
2-section, lettering field size: 85.6 x 54 mm		
white	US-EMP (85,6X54) CUS	0830058
yellow	US-EMP (85,6X54) YE CUS	0830059
silver	US-EMP (85,6X54) SR CUS	0830060
9-section, lettering field size: 100 x 15 mm		
white	US-EMP (100X15) CUS	0830061
yellow	US-EMP (100X15) YE CUS	0830062
silver	US-EMP (100X15) SR CUS	0830063

Device marking

UniSheet device marking that can be snapped into marker carriers

Can be printed with:



Thermal transfer for sheets and cards



Unlabeled

The US-EMP ... UniSheet device markers can be easily and individually snapped into the CARRIER(/L)-EMP (1000X15)... marker profile. They offer the following advantages and are suitable for the following:

- Device marking
- Module marking
- Switchgear marking
- The labels are available in different sizes corresponding to common device pitch measurements
- The markers, which are supplied in uniform sheets, can be printed onto quickly, easily, and cost-effectively using the THERMOMARK CARD
- The perforated markers are easy to separate and can be easily fitted
- The sheets provide space for including function texts

Marking of power circuit breakers, for example:

- 8.8 x 15 mm for ABB, Schneider Electric
- 17 x 15 mm for ABB, Hager, Legrand
- 35 x 15 mm for ABB, Legrand, Schneider Electric
- 52.5 x 15 mm for ABB, Legrand, Schneider Electric
- 70 x 15 mm for Legrand, Schneider Electric

General data

Can be printed with:	
Material	
Inflammability class according to UL 94	
Temperature range	[°C]
Wipe resistance	
Components	

Technical data

THERMOMARK CARD PLUS • THERMOMARK CARD
PVC
V0
-30 ... 80
DIN EN 61010-1 (VDE 0411-1)
Silicone-free

Description	Color
UniSheet , 0.5 mm thick, can be labeled with THERMOMARK CARD	
88-section, lettering field size: 8.8 x 15 mm	white yellow red silver
54-section, lettering field size: 17 x 15 mm	white yellow silver
27-section, lettering field size: 27 x 15 mm	white yellow silver
24-section, lettering field size: 35 x 15 mm	white yellow red silver
18-section, lettering field size: 49 x 15 mm	white yellow silver
16-section, lettering field size: 52.5 x 15 mm	white yellow red silver
9-section, lettering field size: 60 x 15 mm	white yellow silver
8-section, lettering field size: 70 x 15 mm	white yellow red silver
9-section, lettering field size: 100 x 15 mm	white yellow silver

Ordering data

Type	Order No.	Pcs. / Pkt.
US-EMP (8,8X15)	0830293	10
US-EMP (8,8X15) YE	0830426	10
US-EMP (8,8X15) RD	0830428	10
US-EMP (8,8X15) SR	0830427	10
US-EMP (17X15)	0828774	10
US-EMP (17X15) YE	0828842	10
US-EMP (17X15) SR	0828843	10
US-EMP (27X15)	0828777	10
US-EMP (27X15) YE	0828848	10
US-EMP (27X15) SR	0828849	10
US-EMP (35X15)	0830295	10
US-EMP (35X15) YE	0830307	10
US-EMP (35X15) RD	0830309	10
US-EMP (35X15) SR	0830308	10
US-EMP (49X15)	0828780	10
US-EMP (49X15) YE	0828854	10
US-EMP (49X15) SR	0828855	10
US-EMP (52,5X15)	0830296	10
US-EMP (52,5X15) YE	0830310	10
US-EMP (52,5X15) RD	0830312	10
US-EMP (52,5X15) SR	0830311	10
US-EMP (60X15)	0828781	10
US-EMP (60X15) YE	0828856	10
US-EMP (60X15) SR	0828857	10
US-EMP (70X15)	0830297	10
US-EMP (70X15) YE	0830313	10
US-EMP (70X15) RD	0830315	10
US-EMP (70X15) SR	0830314	10
US-EMP (100X15)	0829521	10
US-EMP (100X15) YE	0829522	10
US-EMP (100X15) SR	0829523	10

Profile , for screwing or riveting, 1000 mm long, for accommodating UC-.../US-... and EMT ... material with a height of 15 mm	gray transparent
Profile , self-adhesive, 1000 mm long, for accommodating UC-.../US-... and EMT ... material with a height of 15 mm	gray transparent
CARRIER cover , 1000 mm long	transparent
Magazine , for THERMOMARK CARD..., for accommodating all US-... materials	

Accessories

	Order No.	Pcs. / Pkt.
CARRIER-EMP (1000X15) GY	0829366	25
CARRIER-EMP (1000X15) TR	0829530	25
CARRIER/L-EMP (1000X15) GY	0829559	25
CARRIER/L-EMP (1000X15) TR	0829560	25
CARRIER-EMP (1000X15) COVER	0829520	25
THERMOMARK CARD-US-MAG1	5146451	1

UniSheet device marking that can be snapped into marker carriers

– All US-EMP ... device markers can also be supplied labeled according to customer requirements



Labeled according to customer specifications



Unlabeled or labeled according to customer specifications

Notes:
 1) For ordering example, see page 359.

Technical data

Can be printed with:	-
Material	PVC
Inflammability class according to UL 94	V0
Temperature range	-30 ... 80 [°C]
Wipe resistance	DIN EN 61010-1 (VDE 0411-1)
Components	Silicone-free

Technical data

THERMOMARK ROLL • THERMOMARK ROLL X1 • THERMOMARK X1.1 • THERMOMARK X1.2 • THERMOMARK S1.1
Polyester
V0
-40 ... 120
DIN EN 61010-1 (VDE 0411-1)
free from silicone and halogen

Ordering data

Type	Order No.	Pcs. / Pkt.
US-EMP (8,8X15) CUS	0830349	1
US-EMP (8,8X15) YE CUS	0830350	1
US-EMP (8,8X15) RD CUS	0830352	1
US-EMP (8,8X15) SR CUS	0830351	1
US-EMP (17X15) CUS	0830025	1
US-EMP (17X15) YE CUS	0830026	1
US-EMP (17X15) SR CUS	0830027	1
US-EMP (27X15) CUS	0830036	1
US-EMP (27X15) YE CUS	0830037	1
US-EMP (27X15) SR CUS	0830038	1
US-EMP (35X15) CUS	0830353	1
US-EMP (35X15) YE CUS	0830354	1
US-EMP (35X15) RD CUS	0830356	1
US-EMP (35X15) SR CUS	0830355	1
US-EMP (49X15) CUS	0830049	1
US-EMP (49X15) YE CUS	0830050	1
US-EMP (49X15) SR CUS	0830051	1
US-EMP (52,5X15) CUS	0830357	1
US-EMP (52,5X15) YE CUS	0830358	1
US-EMP (52,5X15) RD CUS	0830360	1
US-EMP (52,5X15) SR CUS	0830359	1
US-EMP (60X15) CUS	0830052	1
US-EMP (60X15) YE CUS	0830053	1
US-EMP (60X15) SR CUS	0830054	1
US-EMP (70X15) CUS	0830361	1
US-EMP (70X15) YE CUS	0830362	1
US-EMP (70X15) RD CUS	0830364	1
US-EMP (70X15) SR CUS	0830363	1
US-EMP (100X15) CUS	0830061	1
US-EMP (100X15) YE CUS	0830062	1
US-EMP (100X15) SR CUS	0830063	1

Ordering data

Type	Order No.	Pcs. / Pkt.
EMT (EX15)R	0830671	1
EMT (EX15)R CUS	0830395	1

General data

Can be printed with:	-
Material	PVC
Inflammability class according to UL 94	V0
Temperature range	-30 ... 80 [°C]
Wipe resistance	DIN EN 61010-1 (VDE 0411-1)
Components	Silicone-free

Description	Color
UniSheet , with self-adhesive plastic labels, 0.5 mm thick, labeled acc. to customer specifications ¹⁾	
88-section, lettering field size: 8.8 x 15 mm	white
	yellow
	red
	silver
54-section, lettering field size: 17 x 15 mm	white
	yellow
	silver
27-section, lettering field size: 27 x 15 mm	white
	yellow
	silver
24-section, lettering field size: 35 x 15 mm	white
	yellow
	red
	silver
18-section, lettering field size: 49 x 15 mm	white
	yellow
	silver
16-section, lettering field size: 52.5 x 15 mm	white
	yellow
	red
	silver
9-section, lettering field size: 60 x 15 mm	white
	yellow
	silver
8-section, lettering field size: 70 x 15 mm	white
	yellow
	red
	silver
9-section, lettering field size: 100 x 15 mm	white
	yellow
	silver
Insert strips, unprinted , 1 roll = 50 m, continuous, strip height: 15 mm	white
Insert strips, unprinted , 1 roll = 50 m, continuous, strip height: 15 mm, marked according to customer specifications	white

Device marking

UniSheet device marking for screwing or riveting



Can be printed with:



Thermal transfer for sheets and cards



Unlabeled or labeled according to customer specifications

- The US-EMSP ... UniSheet labeling range includes markers that can be attached using screws or rivets
- The markers, which are supplied in uniform sheets, can be printed onto quickly, easily, and cost-effectively using the THERMOMARK CARD
- The perforated markers are easy to separate and can be easily fitted
- The sheets provide space for including function texts
- Labeling service: Phoenix Contact can custom-label all UniSheet markers in accordance with your requirements

Notes:
For corresponding rivets for fixing the US-EMSP, see page 370.
1) For ordering example, see page 359.

General data	
Can be printed with:	
Material	
Inflammability class according to UL 94	
Temperature range	[°C]
Wipe resistance	
Components	

Technical data	
THERMOMARK CARD PLUS • THERMOMARK CARD	
PVC	
V0	
-30 ... 80	
DIN EN 61010-1 (VDE 0411-1)	
Silicone-free	

Description	Color
UniSheet , 0.5 mm thick, with mounting holes 3.2 mm in diameter	
4-section, lettering field size: 50 x 30 mm	white yellow silver
2-section, lettering field size: 75.6 x 54 mm	white yellow silver
2-section, lettering field size: 90 x 60 mm	white yellow silver
UniSheet , 0.5 mm thick, with mounting holes 3.2 mm in diameter, labeled according to customer specifications , 4-section, lettering field size: 50 x 30 mm ¹⁾	
	white yellow yellow
2-section, lettering field size: 75.6 x 54 mm	white yellow silver
2-section, lettering field size: 90 x 60 mm	white yellow silver

Ordering data		
Type	Order No.	Pcs. / Pkt.
US-EMSP (50X30)	0828786	10
US-EMSP (50X30) YE	0828927	10
US-EMSP (50X30) SR	0828928	10
US-EMSP (75,6X54)	0828787	10
US-EMSP (75,6X54) YE	0828929	10
US-EMSP (75,6X54) SR	0828930	10
US-EMSP (90X60)	0828788	10
US-EMSP (90X60) YE	0828931	10
US-EMSP (90X60) SR	0828932	10
US-EMSP (50X30) CUS	0830064	1
US-EMSP (50X30) YE CUS	0830065	1
US-EMSP (50X30) SR CUS	0830066	1
US-EMSP (75,6X54) CUS	0830067	1
US-EMSP (75,6X54) YE CUS	0830068	1
US-EMSP (75,6X54) SR CUS	0830069	1
US-EMSP (90X60) CUS	0830070	1
US-EMSP (90X60) YE CUS	0830071	1
US-EMSP (90X60) SR CUS	0830072	1

Magazine, for THERMOMARK CARD..., for accommodating all US-... materials	

Accessories		
THERMOMARK CARD-US-MAG1	5146451	1

UniSheet device marking for sticking on and additional screwing or riveting



Can be printed with:



Thermal transfer for sheets and cards



Unlabeled or labeled according to customer specifications

- The US-EMLSP ... UniSheet labeling range includes adhesive markers which can also be attached with screws or rivets
- The markers, which are supplied in uniform sheets, can be printed onto quickly, easily, and cost-effectively using the THERMOMARK CARD
- The perforated markers are easy to separate and can be easily fitted
- The sheets provide space for including function texts
- Labeling service: Phoenix Contact can custom-label all UniSheet markers in accordance with your requirements

Notes:
For corresponding rivets for fixing the UC-EMLSP ..., see page 370.
For drilling diagrams, visit www.phoenixcontact.net/products .
¹⁾ For ordering example, see page 359.

General data	
Can be printed with:	
Material	
Inflammability class according to UL 94	
Temperature range	[°C]
Wipe resistance	
Components	

Description	Color
UniSheet , with self-adhesive plastic labels, mounting holes with 3.2 mm diameter, 0.5 mm thick	
Lettering field size: 28 x 10 mm	white yellow silver
UniSheet , with self-adhesive plastic labels, mounting holes with 3.2 mm diameter, 0.5 mm thick, labeled according to customer specifications , lettering field size: 28 x 10 mm ¹⁾	white yellow silver

Magazine, for THERMOMARK CARD..., for accommodating all US-... materials

Technical data	
THERMOMARK CARD PLUS • THERMOMARK CARD	
PVC	
V0	
-30 ... 80	
DIN EN 61010-1 (VDE 0411-1)	
Silicone-free	

Ordering data		
Type	Order No.	Pcs. / Pkt.
US-EMLSP (28X10)	0830343	10
US-EMLSP (28X10) YE	0830344	10
US-EMLSP (28X10) SR	0830329	10
US-EMLSP (28X10) CUS	0830368	1
US-EMLSP (28X10) YE CUS	0830369	1
US-EMLSP (28X10) SR CUS	0830370	1

Accessories		
THERMOMARK CARD-US-MAG1	5146451	1

Device marking

UniSheet device marking, stick-on labels



Can be printed with:



Thermal transfer for sheets and cards



- The US-EML ... UniSheet labeling ranges include markers for marking equipment in switchgear and systems manufacturing
- The markers, which are supplied in uniform sheets, can be printed onto quickly, easily, and cost-effectively using the THERMOMARK CARD
- The perforated markers and labels are easy to separate and can be easily fitted
- When used in conjunction with high-quality ink ribbons, they result in a highly resistant form of labeling that is suitable for harsh environments
- The sheets provide space for including function texts
- The US-EML ... material is UL-listed

General data

Can be printed with:	
Material	
Temperature range	[-40 ... 150] [°C]
Wipe resistance	
Components	

Description	Color
UniSheet , with self-adhesive labels	
80-section, lettering field size: 17.5 x 8 mm	white yellow
64-section, lettering field size: 20 x 8 mm	white yellow
34-section, lettering field size: 104 x 3.8 mm	white
1-section, lettering field size: 104 x 140 mm	white yellow silver

Magazine, for THERMOMARK CARD..., for accommodating all US-... materials

Technical data

THERMOMARK CARD PLUS • THERMOMARK CARD
Polyester
-40 ... 150
DIN EN 61010-1 (VDE 0411-1)
free from silicone and halogen

Ordering data

Type	Order No.	Pcs. / Pkt.
US-EML (17,5X8)	0800461	10
US-EML (17,5X8) YE	0800463	10
US-EML (20X8)	0800458	10
US-EML (20X8) YE	0800460	10
US-EML (104X3,8)	0800464	10
US-EML (104X140)	0800465	10
US-EML (104X140) YE	0800467	10
US-EML (104X140) SR	0800466	10

Accessories

THERMOMARK CARD-US-MAG1	5146451	1
-------------------------	---------	---

UniSheet - stick-on combi labels, unprinted



Can be printed with:



Thermal transfer for sheets and cards



Unlabeled or labeled according to customer specifications

The unlabeled US-EMLF ... combi labels on US ... cards allow you to create custom information signs. A variety of symbols which conform to ISO 7010 are available in the CLIP PROJECT software. The markers offer the following features:

- High adhesive strength
- Suitable for indoor and outdoor use
- The markers conform to the ISO 7010 international standard
- The markers can be printed in various colors with the THERMOMARK CARD PLUS
- When used in conjunction with high-quality ink ribbons, a resistant form of labeling is produced, which is even suitable for harsh environments
- The markers, which are supplied in uniform sheets, can be labeled quickly, easily, and cost-effectively using the THERMOMARK CARD PLUS
- The format automatically ensures printing with a high level of positional accuracy
- The perforated markers are easy to separate

Notes:
 1) For ordering example, see page 359.



General data	
Can be printed with:	
Material	
Temperature range	[°C]
Wipe resistance	
Components	

Technical data

THERMOMARK CARD PLUS • THERMOMARK CARD
PVC
-40 ... 90
DIN EN 61010-1 (VDE 0411-1)
Silicone-free

Description	Color
UniSheet, with self-adhesive labels, 2-section, lettering field size: 104 x 70 mm	white
	yellow
	blue
UniSheet, with self-adhesive labels, 1-section, lettering field size: 104 x 140 mm	white
	yellow
	blue
UniSheet, with self-adhesive labels, labeled according to customer specifications, 2-section, lettering field size: 104 x 70 mm ¹⁾	white
	yellow
	blue
UniSheet, with self-adhesive labels, labeled according to customer specifications, 1-section, lettering field size: 104 x 140 mm ¹⁾	white
	yellow
	blue

Ordering data

Type	Order No.	Pcs. / Pkt.
US-EMLF (104X70)	1014294	10
US-EMLF (104X70) YE	1014295	10
US-EMLF (104X70) BU	1014296	10
US-EMLF (104X140)	1014291	10
US-EMLF (104X140) YE	1014292	10
US-EMLF (104X140) BU	1014293	10
US-EMLF (104X70) CUS	1014300	1
US-EMLF (104X70) YE CUS	1014301	1
US-EMLF (104X70) BU CUS	1014302	1
US-EMLF (104X140) CUS	1014297	1
US-EMLF (104X140) YE CUS	1014298	1
US-EMLF (104X140) BU CUS	1014299	1

Magazine, for THERMOMARK CARD..., for accommodating all US-... materials

Accessories

THERMOMARK CARD-US-MAG1	5146451	1
-------------------------	---------	---

Segmented ink ribbon , length: 60 m, width: 110 mm	
two segments in colors	
three segments in colors	black/red/ yellow
four segments in colors	black/red/blue/ yellow

TM-RIBBON 110-TC BK/RD	1014403	1
TM-RIBBON 110-TC BK/RD/YE	1014404	1
TM-RIBBON 110-TC BK/RD/BU/YE	1014405	1

Device marking

Stick-on device marking



- EML ... self-adhesive device markers have been specially developed to allow the marking of various types of operating equipment in control, system, and control cabinet engineering applications
- Precise printing quality and good adhesive properties
- If high-quality ink ribbons are used, the labeling is resistant to solvents, making it suitable for use even under harsh industrial conditions
- A wide range of marker sizes and colors is available for custom designs
- The special packaging protects rolls that have already been started from the dirt found in industrial environments
- The EML ... materials are UL-listed
- **Designation example:**
EML (10X4)R...
Lettering field size: 10 x 4 mm
Type of packaging: roll

Notes:

The THERMOMARK ROLL-ERH external media hub is required for RL rolls, see Printers on page 38.

For additional label sizes, see the product area on our website at www.phoenixcontact.net/products.



Can be printed with:



Thermal transfer for rolls



Unlabeled, white



Technical data

THERMOMARK ROLL • THERMOMARK ROLL X1 • THERMOMARK X1.1 • THERMOMARK X1.2 • THERMOMARK S1.1
Polyester
-40 ... 150 [°C]
DIN EN 61010-1 (VDE 0411-1)
free from silicone and halogen

Ordering data

Description	Color	Type	Order No.	Pcs. / Pkt.
Labels				
10,000 labels p. roll		EML (10X4)R	0815583	1
10,000 labels p. roll		EML (10X7)R	0816663	1
2500 labels p. roll		EML (15X9)R	0815677	1
2500 labels p. roll		EML (16,5X5)R	0816702	1
10,000 labels p. roll		EML (16X7)R	0818001	1
2500 labels p. roll		EML (17,5X8)R	0816744	1
2500 labels p. roll		EML (19X6)R	0816760	1
2500 labels p. roll		EML (20X8)R	0816786	1
2500 labels p. roll		EML (25,4X12,7)R	0816825	1
2500 labels p. roll		EML (30X20)R	0816922	1
2500 labels p. roll		EML (38X17)R	0816951	1
1000 labels p. roll		EML (40X8)R	0816980	1
1000 labels p. roll		EML (40X25)R	0818027	1
1000 labels p. roll		EML (51X25)R	0817028	1
1000 labels p. roll		EML (70X32)R	0817060	1
400 labels p. roll		EML (70X50)R	0817099	1
2500 labels p. roll		EML (90X5)R	0817109	1
300 labels p. roll		EML (100X40)R	0800286	1
300 labels p. roll		EML (100X73)R	0817125	1
250 labels p. roll		EML (100X90)R	0817154	1
Labels, on large roll		EML (16,5X5)RL	0816113	1
10,000 labels p. roll		EML (25,4X12,7)RL	0816087	1
10,000 labels p. roll		EML (38,1X19)RL	0816171	1
10,000 labels p. roll		EML (50,8X25,4)RL	0816184	1
3000 labels p. roll		EML (69,8X31,8)RL	0816197	1
3000 labels p. roll				
2500 labels p. roll				
1000 labels p. roll				
Labels, round, 17.5 mm diameter		EML (D17,5)R	0815774	1
2500 labels p. roll				
Continuous labels, on large roll		EML (37XE)RL TR	0815716	1
Width: 37 mm, length: 90 m	transparent			
Continuous labels, on large roll, length: 90 m				
Width: 100 mm, length: 90 m				



Unlabeled, yellow



Unlabeled, silver



Technical data

THERMOMARK ROLL • THERMOMARK ROLL X1 • THERMOMARK X1.1 • THERMOMARK X1.2 • THERMOMARK S1.1
 Polyester
 -40 ... 150
 DIN EN 61010-1 (VDE 0411-1)
 free from silicone and halogen

Technical data

THERMOMARK ROLL • THERMOMARK ROLL X1 • THERMOMARK X1.1 • THERMOMARK X1.2 • THERMOMARK S1.1
 Polyester
 -40 ... 150
 DIN EN 61010-1 (VDE 0411-1)
 free from silicone and halogen

Ordering data

Type	Order No.	Pcs. / Pkt.
EML (10X7)R YE	0816676	1
EML (15X6) R YE	0819288	1
EML (15X9)R YE	0816045	1
EML (16,5X5)R YE	0816728	1
EML (16X7)R YE	0816731	1
EML (17,5X8)R YE	0816757	1
EML (20X7)R YE	0816773	1
EML (20X8)R YE	0816799	1
EML (25,4X12,7)R YE	0816838	1
EML (26,5X17,5)R YE	0816896	1
EML (30X20)R YE	0816935	1
EML (40X25)R YE	0816977	1
EML (51X25)R YE	0817031	1
EML (70X32)R YE	0817073	1
EML (100X73)R YE	0817138	1
EML (16,5X5)RL YE	0816126	1
EML (17,5X8)RL YE	0816139	1
EML (18X7)RL YE	0802733	1
EML (76,2X6,5)RL YE	0816207	1

Ordering data

Type	Order No.	Pcs. / Pkt.
EML (15X9)R SR	0816032	1
EML (21,5X21,5)R SR	0816812	1
EML (26,5X7,5)R SR	0816841	1
EML (26,5X12)R SR	0816854	1
EML (26,5X17,5)R SR	0816883	1
EML (26,5X18,5)R SR	0816906	1
EML (26,5X26,5)R SR	0816919	1
EML (40X15)R SR	0815729	1
EML (51X25)R SR	0817002	1
EML (70X32)R SR	0817057	1
EML (70X50)R SR	0817086	1
EML (100X40)R SR	0802697	1
EML (100X73)R SR	0817112	1
EML (100X90)R SR	0817141	1
EML (101,6X25,4)RL SR	0815790	1
EML (100XE)RL SR	0815787	1

Device marking

Stick-on device marking



- All EML ... labels can also be supplied labeled according to customer requirements
- The EML ... materials are UL-listed
- **Designation example:**
EML (10X4)R...
Lettering field size: 10 x 4 mm

Notes:
For additional label sizes, visit www.phoenixcontact.net/products .
¹⁾ For ordering example, see page 359.

General data	
Material	
Temperature range	[°C]
Wipe resistance	
Components	

Description
Labels, labeled according to customer requirements¹⁾
8 labels per strip
8 labels per strip
8 labels per strip
8 labels per strip
5 labels per strip
5 labels per strip
5 labels per strip
4 labels per strip
4 labels per strip
4 labels per strip
4 labels per strip
3 labels per strip
3 labels per strip
3 labels per strip
3 labels per strip
3 labels per strip
3 labels per strip
3 labels per strip
3 labels per strip
2 labels per strip
2 labels per strip
2 labels per strip
2 labels per strip
1 label per strip
1 label per strip
1 label per strip
1 label per strip
1 label per strip
1 label per strip
1 label per strip
Labels, labeled according to customer requirements¹⁾
2 labels per strip
1 label per strip
1 label per strip
4 labels per strip
1 label per strip
1 label per strip
Labels, round, 17.5 mm diameter, labeled acc. to customer specifications¹⁾
4 labels per strip



Labeled acc. to customer specifications, white



Technical data	
Polyester	
-40 ... 150	[°C]
DIN EN 61010-1 (VDE 0411-1)	
free from silicone and halogen	

Ordering data		
Type	Order No.	Pcs. / Pkt.
EML (10X4)R CUS	0824289	1
EML (10X7)R CUS	0824290	1
EML (15X9)R CUS	0824294	1
EML (16,5X5)R CUS	0824297	1
EML (16X7)R CUS	0824301	1
EML (17,5X8)R CUS	0824303	1
EML (19X6)R CUS	0824306	1
EML (20X8)R CUS	0824309	1
EML (25,4X12,7)R CUS	0824313	1
EML (30X20)R CUS	0824323	1
EML (38X17)R CUS	0824328	1
EML (40X8)R CUS	0824332	1
EML (40X25)R CUS	0824330	1
EML (51X25)R CUS	0824335	1
EML (70X32)R CUS	0824340	1
EML (70X50)R CUS	0824343	1
EML (90X5)R CUS	0824346	1
EML (100X40)R CUS	0802698	1
EML (100X73)R CUS	0824282	1
EML (100X90)R CUS	0824285	1
EML (38,1X19)RL CUS	0824327	1
EML (50,8X25,4)RL CUS	0824333	1
EML (69,8X31,8)RL CUS	0824339	1
EML (D17,5)R CUS	0824347	1



Labeled acc. to customer specifications, yellow



Labeled acc. to customer specifications, silver



Technical data
Polyester -40 ... 150 DIN EN 61010-1 (VDE 0411-1) free from silicone and halogen

Technical data
Polyester -40 ... 150 DIN EN 61010-1 (VDE 0411-1) free from silicone and halogen

Ordering data		
Type	Order No.	Pcs. / Pkt.
EML (10X7)R YE CUS	0824291	1
EML (15X6) R YE CUS	0824348	1
EML (15X9)R YE CUS	0824296	1
EML (16,5X5)R YE CUS	0824298	1
EML (16X7)R YE CUS	0824302	1
EML (17,5X8)R YE CUS	0824304	1
EML (20X7)R YE CUS	0824308	1
EML (20X8)R YE CUS	0824310	1
EML (25,4X12,7)R YE CUS	0824314	1
EML (26,5X17,5)R YE CUS	0824319	1
EML (30X20)R YE CUS	0824324	1
EML (40X25)R YE CUS	0824331	1
EML (51X25)R YE CUS	0824337	1
EML (70X32)R YE CUS	0824342	1
EML (100X73)R YE CUS	0824284	1
EML (18X7)RL YE CUS	0802734	1
EML (76,2X6,5)RL YE CUS	0824345	1

Ordering data		
Type	Order No.	Pcs. / Pkt.
EML (15X9)R SR CUS	0824295	1
EML (21,5X21,5)R SR CUS	0824312	1
EML (26,5X7,5)R SR CUS	0824322	1
EML (26,5X12)R SR CUS	0824315	1
EML (26,5X17,5)R SR CUS	0824318	1
EML (26,5X18,5)R SR CUS	0824320	1
EML (26,5X26,5)R SR CUS	0824321	1
EML (40X15)R SR CUS	0824329	1
EML (51X25)R SR CUS	0824336	1
EML (70X32)R SR CUS	0824341	1
EML (70X50)R SR CUS	0824344	1
EML (100X40)R SR CUS	0828993	1
EML (100X73)R SR CUS	0824283	1
EML (100X90)R SR CUS	0824286	1
EML (101,6X25,4)RL SR CUS	0824288	1

Device marking

Stick-on device marking



Can be printed with:



Thermal transfer for rolls



Unlabeled or labeled according to customer specifications

- The EMLP ... self-adhesive markers meet the same standards as the engraved labels
- Quick and cost-effective labeling with THERMOMARK ... printers
- High-quality appearance
- High level of resistance to chemical and mechanical effects
- Primarily used for marking electrical components, devices, and buttons
- **Designation example:**
EMLP(13x9)R
Lettering field size: 13 x 9 mm
Type of packaging: roll
- Labeling service: Phoenix Contact can custom-label all EMLP ... markers in accordance with your requirements

Notes:

¹⁾ For ordering example, see page 359.

General data

Can be printed with:

Material	
Temperature range	[°C]
Wipe resistance	
Components	

Technical data

THERMOMARK ROLL • THERMOMARK ROLL X1 • THERMOMARK X1.1 • THERMOMARK X1.2 • THERMOMARK S1.1
Polyester
-40 ... 120
DIN EN 61010-1 (VDE 0411-1)
free from silicone and halogen

Ordering data

Description	Color	Type	Order No.	Pcs. / Pkt.
Markers				
500 markers p. roll	white	EMLP (13X9)R	0819453	1
500 markers p. roll	white	EMLP (17X7)R	0826844	1
500 markers p. roll	white	EMLP (17,5X12)R	0819466	1
3000 markers p. roll	white	EMLP (17,5X15)R	0802684	1
500 markers p. roll	white	EMLP (20X7)R	0819479	1
500 markers p. roll	white	EMLP (20X8)R	0819482	1
500 markers p. roll	white	EMLP (22X12)R	0819495	1
500 markers p. roll	white	EMLP (45X15)R	0801820	1
500 markers p. roll	white	EMLP (45X25)R	0802727	1
250 markers p. roll	white	EMLP (60X30)R	0819505	1
500 markers p. roll	white	EMLP (65X25)R	0802728	1
3000 markers p. roll	silver	EMLP (17,5X15)R SR	0802685	1
500 markers p. roll	silver	EMLP (27X8)R SR	0819518	1
500 markers p. roll	silver	EMLP (27X12,5)R SR	0819521	1
500 markers p. roll	silver	EMLP (27X18)R SR	0819534	1
500 markers p. roll	silver	EMLP (22X22)R SR	0825528	1
500 markers p. roll	silver	EMLP (27X27)R SR	0827467	1
500 markers p. roll	silver	EMLP (45X15)R SR	0819547	1
250 markers p. roll	silver	EMLP (60X30)R SR	0801729	1
Markers, labeled acc. to customer specifications¹⁾				
4 markers per strip	white	EMLP (13X9)R CUS	0824354	1
2 markers per strip	white	EMLP (17X7)R CUS	0827083	1
2 markers per strip	white	EMLP (17,5X12)R CUS	0824355	1
6 markers per strip	white	EMLP (17,5X15)R CUS	0802690	1
2 markers per strip	white	EMLP (20X7)R CUS	0824356	1
2 markers per strip	white	EMLP (20X8)R CUS	0824357	1
2 markers per strip	white	EMLP (22X12)R CUS	0824358	1
2 markers per strip	white	EMLP (45X15)R CUS	0828990	1
1 marker per strip	white	EMLP (45X25)R CUS	0802730	1
1 marker per strip	white	EMLP (60X30)R CUS	0824363	1
1 marker per strip	white	EMLP (65X25)R CUS	0802731	1
6 markers per strip	silver	EMLP (17,5X15)R SR CUS	0802691	1
2 markers per strip	silver	EMLP (22X22)R SR CUS	0827475	1
2 markers per strip	silver	EMLP (27X8)R SR CUS	0824361	1
2 markers per strip	silver	EMLP (27X12,5)R SR CUS	0824359	1
2 markers per strip	silver	EMLP (27X18)R SR CUS	0824360	1
2 markers per strip	silver	EMLP (27X27)R SR CUS	0827469	1
2 markers per strip	silver	EMLP (45X15)R SR CUS	0824362	1
1 marker per strip	silver	EMLP (60X30)R SR CUS	0830398	1

Stick-on device marking, continuous

Can be printed with:



Thermal transfer for rolls



Unlabeled or labeled according to customer specifications

- The EMLP Ex... self-adhesive continuous markers are equivalent to engraved labels
- Quick and cost-effective labeling with THERMOMARK ... printers
- High-quality appearance
- High level of resistance to chemical and mechanical effects
- Primarily used for marking electrical components, devices, and buttons
- **Designation example:**
EMLP(13x9)R
Lettering field size: 13 x 9 mm
Type of packaging: roll
- Labeling service: Phoenix Contact can custom-label all EMLP ... markers in accordance with your requirements

Notes:
 1) For ordering example, see page 359.

General data	
Can be printed with:	
Material	
Temperature range	[°C]
Wipe resistance	
Components	

Technical data
THERMOMARK ROLL • THERMOMARK ROLL X1 • THERMOMARK X1.1 • THERMOMARK X1.2 • THERMOMARK S1.1
Polyester
-40 ... 120
DIN EN 61010-1 (VDE 0411-1)
free from silicone and halogen

Description	Color
Continuous roll	
Width: 15 mm, length: 40 m	white
Width: 30 mm, length: 40 m	white
Width: 15 mm, length: 40 m	silver
Width: 30 mm, length: 40 m	silver
Continuous roll, labeled according to customer specifications¹⁾	
Width: 15 mm, length: 40 m	white
Width: 30 mm, length: 40 m	white
Width: 15 mm, length: 40 m	silver
Width: 30 mm, length: 40 m	silver

Ordering data		
Type	Order No.	Pcs. / Pkt.
EMLP (EX15)R	0802686	1
EMLP (EX30)R	0802688	1
EMLP (EX15)R SR	0802687	1
EMLP (EX30)R SR	0802689	1
EMLP (EX15)R CUS	0802692	1
EMLP (EX30)R CUS	0802695	1
EMLP (EX15)R SR CUS	0802694	1
EMLP (EX30)R SR CUS	0802696	1

Device marking

Stick-on device marking, for 24 mm buttons



- The EMLP 24 ... self-adhesive markers are ideal for marking electrical buttons
- Quick and cost-effective labeling with THERMOMARK ... printers
- High-quality appearance
- High level of resistance to chemical and mechanical effects
- Labeling service: Phoenix Contact can custom-label all EMLP ... markers in accordance with your requirements

Notes:

¹⁾ For ordering example, see page 359.

Can be printed with:



Thermal transfer for rolls

PRINTED
FOR YOU



Unlabeled or labeled according to customer specifications

General data

Can be printed with:

Material
Temperature range [°C]
Wipe resistance
Components

Technical data

THERMOMARK ROLL • THERMOMARK ROLL X1 • THERMOMARK X1.1 • THERMOMARK X1.2 • THERMOMARK S1.1
Polyester
-40 ... 120
DIN EN 61010-1 (VDE 0411-1)
free from silicone and halogen

Description	Color
Markers for 24 mm buttons, can be labeled with thermal transfer printer	
500 markers p. roll	white
500 markers p. roll	silver
500 markers p. roll	red
500 markers p. roll	green
Markers for 24 mm buttons, labeled acc. to customer specifications¹⁾	
2 markers per strip	white
2 markers per strip	silver
2 markers per strip	green
2 markers per strip	red

Ordering data

Type	Order No.	Pcs. / Pkt.
EMLP 24 (30X12)R	0819550	1
EMLP 24 (30X12)R SR	0819563	1
EMLP 24 (30X12)R RD	0819576	1
EMLP 24 (30X12)R GN	0819589	1
EMLP 24 (30X12)R CUS	0824367	1
EMLP 24 (30X12)R SR CUS	0824370	1
EMLP 24 (30X12)R GN CUS	0824368	1
EMLP 24 (30X12)R RD CUS	0824369	1

Stick-on device marking, for 30 mm buttons



Can be printed with:



Thermal transfer for rolls

PRINTED
FOR YOU



Unlabeled or labeled according to customer specifications

- The EMLP 30 ... self-adhesive markers are ideal for marking electrical buttons
- Quick and cost-effective labeling with THERMOMARK ... printers
- High-quality appearance
- High level of resistance to chemical and mechanical effects
- Labeling service: Phoenix Contact can custom-label all EMLP ... markers in accordance with your requirements

Notes:

If using THERMOMARK ROLL, use the external ROLL-ERH media hub.

General data

Can be printed with:

Material
Temperature range [°C]
Wipe resistance
Components

Technical data

THERMOMARK ROLL • THERMOMARK ROLL X1 • THERMOMARK X1.1 • THERMOMARK X1.2 • THERMOMARK S1.1
Polyester
-40 ... 120
DIN EN 61010-1 (VDE 0411-1)
free from silicone and halogen

Ordering data

Description	Color	Type	Order No.	Pcs. / Pkt.
Markers for 30 mm buttons, can be labeled with thermal transfer printers				
500 markers p. roll	white	EMLP 30(45X10)R	0801855	1
500 markers p. roll	yellow	EMLP 30(45X10)R YE	0801857	1
500 markers p. roll	black	EMLP 30(45X10)R BK	0801858	1
1 marker per strip	white	EMLP 30(45X10)R CUS	0802007	1
1 marker per strip	yellow	EMLP 30(45X10)R YE CUS	0802008	1
1 marker per strip	yellow	EMLP 30(45X10)R BK CUS	0802009	1

Device marking

Highly flexible PVC stick-on device marking



- Highly flexible, soft PVC label that adapts well to uneven surfaces
- Extremely high-quality appearance
- Outdoor-durable for up to eight years when subject to a temperature range of -50°C to 90°C
- Labeling service: Phoenix Contact can custom-label all EMLF ... markers in accordance with your requirements

Notes:

¹⁾ For ordering example, see page 359.

Can be printed with:



Thermal transfer for rolls



Unlabeled or labeled according to customer specifications

General data

Can be printed with:

Material
 Temperature range [°C]
 Wipe resistance

Technical data

THERMOMARK ROLL • THERMOMARK ROLL X1 • THERMOMARK X1.1 • THERMOMARK X1.2 • THERMOMARK S1.1
 PVC
 -40 ... 90
 DIN EN 61010-1 (VDE 0411-1)

Ordering data

Description	Color	Type	Order No.	Pcs. / Pkt.
Continuous label, width: 108 mm, length: 40 m	white	EMLF (108XE)R	0800549	1
	yellow	EMLF (108XE)R YE	0800550	1
	silver	EMLF (108XE)R SR	0800551	1
	transparent	EMLF (108XE)R TR	0800552	1
Continuous label, labeled acc. to customer specifications ¹⁾	white	EMLF (108XE)R CUS	0830183	1
	yellow	EMLF (108XE)R YE CUS	0830184	1
	silver	EMLF (108XE)R SR CUS	0830185	1
	transparent	EMLF (108XE)R TR CUS	0830186	1

Highly flexible stick-on textile foil

Can be printed with:



Thermal transfer for rolls



Unlabeled or labeled according to customer specifications

- Textile foil with extremely low restoring forces
- Enables labels to be stuck over edges and curves
- Halogen-free material
- Outdoor-durable for one to two years when subject to a temperature range of -40°C to +150°C
- Labeling service: Phoenix Contact can custom-label all EMLC ... markers in accordance with your requirements

Notes:

¹⁾ For ordering example, see page 359.

General data

Can be printed with:

Material

Temperature range

Wipe resistance

Components

[°C]

Technical data

THERMOMARK ROLL • THERMOMARK ROLL X1 • THERMOMARK X1.1 • THERMOMARK X1.2 • THERMOMARK S1.1

PA

-40 ... 150

DIN EN 61010-1 (VDE 0411-1)

free from silicone and halogen

Ordering data

Description	Color	Type	Order No.	Pcs. / Pkt.
Fabric label				
10,000 labels p. roll	white	EMLC (5,5X20)R	0817617	1
5000 labels p. roll	white	EMLC (5,5X40)R	0817620	1
2500 labels p. roll	yellow	EMLC (15X9)R YE	0800236	1
2500 labels p. roll	yellow	EMLC (17,5X8)R YE	0800237	1
2500 labels p. roll	white	EMLC (20X8)R	0815680	1
2500 labels p. roll	yellow	EMLC (20X8)R YE	0800235	1
10,000 labels p. roll	yellow	EMLC (20X8)RL YE	0815800	1
2500 labels p. roll	yellow	EMLC (25X8)R YE	0800240	1
2500 labels p. roll	yellow	EMLC (25,4X12,7)R YE	0800238	1
1000 labels p. roll	yellow	EMLC (38X17)R YE	0800557	1
1000 labels p. roll	white	EMLC (40X8)R	0800554	1
1000 labels p. roll	yellow	EMLC (40X8)R YE	0800555	1
750 labels p. roll	yellow	EMLC (51X25)R YE	0800558	1
Fabric label, labeled according to customer requirements¹⁾				
12 labels per strip	white	EMLC (5,5X20)R CUS	0824350	1
12 labels per strip	white	EMLC (5,5X40)R CUS	0824351	1
4 labels per strip	yellow	EMLC (15X9)R YE CUS	0830158	1
5 labels per strip	yellow	EMLC (17,5X8)R YE CUS	0830159	1
4 labels per strip	white	EMLC (20X8)R CUS	0824352	1
4 labels per strip	yellow	EMLC (20X8)R YE CUS	0830157	1
2 labels per strip	yellow	EMLC (25X8)R YE CUS	0830161	1
2 labels per strip	yellow	EMLC (25,4X12,7)R YE CUS	0830160	1
2 labels per strip	white	EMLC (40X8)R CUS	0830162	1
1 label per strip	yellow	EMLC (40X8)R YE CUS	0830163	1
2 labels per strip	yellow	EMLC (38X17)R YE CUS	0830164	1
1 label per strip	yellow	EMLC (51X25)R YE CUS	0830165	1

Device marking

Device marking for sticking onto rough or structured surfaces



- The EML-HA ... self-adhesive device markers have excellent adhesive properties on rough, structured, and low-energy surfaces, thanks to their special adhesive.
- Precise printing quality and good adhesive properties
 - If high-quality ink ribbons are used, the labeling is resistant to solvents, making it suitable for use even under harsh industrial conditions
 - A wide range of different marker sizes is available in white and silver for custom designs
 - The special packaging protects rolls that have already been started from the dirt found in industrial environments
 - Labeling service: Phoenix Contact can custom-label all EML-HA ... labels according to your requirements
 - The labeling material is UL listed
 - **Designation example:**
EML-HA (15x9)R
Lettering field size: 15 x 9 mm
Type of packaging: roll

Notes:

¹⁾ For ordering example, see page 359.

Can be printed with:



Thermal transfer for rolls



Unlabeled, white

General data

Can be printed with:

Material
Temperature range
Wipe resistance
Components

[°C]

Technical data

THERMOMARK ROLL • THERMOMARK ROLL X1 • THERMOMARK X1.1 • THERMOMARK X1.2 • THERMOMARK S1.1
Polyester
-40 ... 150
DIN EN 61010-1 (VDE 0411-1)
free from silicone and halogen

Ordering data

Description		Type	Order No.	Pcs. / Pkt.
Label, for rough plastic surfaces, highly adhesive				
2500 labels p. roll		EML-HA (15X9)R	0830600	1
2500 labels p. roll		EML-HA (19X6)R	0830601	1
2500 labels p. roll		EML-HA (20X20)R	0830602	1
2500 labels p. roll		EML-HA (26,5X12)R	0830603	1
2500 labels p. roll		EML-HA (40X8)R	0830604	1
1000 labels p. roll		EML-HA (40X15)R	0830605	1
1000 labels p. roll		EML-HA (51X25)R	0830729	1
1000 labels p. roll		EML-HA (60X30)R	0830606	1
1000 labels p. roll		EML-HA (70X32)R	0830607	1
1000 labels p. roll		EML-HA (70X50)R	0830730	1
250 labels p. roll		EML-HA (70X150)R	0830608	1
1000 labels p. roll		EML-HA (76X51)R	0830609	1
1000 labels p. roll		EML-HA (85X32)R	0830610	1
300 labels p. roll		EML-HA (100X73)R	0830731	1
250 labels p. roll		EML-HA (100X90)R	0830732	1
Label, for rough plastic surfaces, highly adhesive, labeled according to customer specifications¹⁾				
4 labels per strip				
4 labels per strip				
4 labels per strip				
2 labels per strip				
2 labels per strip				
2 labels per strip				
1 label per strip				
1 label per strip				
1 label per strip				
1 label per strip				
1 label per strip				
1 label per strip				
1 label per strip				
1 label per strip				
1 label per strip				
1 label per strip				



Unlabeled, silver



Labeled acc. to customer specifications, white



Labeled acc. to customer specifications, silver

Technical data
THERMOMARK ROLL • THERMOMARK ROLL X1 • THERMOMARK X1.1 • THERMOMARK X1.2 • THERMOMARK S1.1
Polyester
-40 ... 150
DIN EN 61010-1 (VDE 0411-1)
free from silicone and halogen

Technical data
-
Polyester
-40 ... 150
DIN EN 61010-1 (VDE 0411-1)
free from silicone and halogen

Technical data
-
Polyester
-40 ... 150
DIN EN 61010-1 (VDE 0411-1)
free from silicone and halogen

Ordering data		
Type	Order No.	Pcs. / Pkt.
EML-HA (15X9)R SR	0830611	1
EML-HA (19X6)R SR	0830612	1
EML-HA (20X20)R SR	0830613	1
EML-HA (26,5X12)R SR	0830614	1
EML-HA (40X8)R SR	0830615	1
EML-HA (40X15)R SR	0830616	1
EML-HA (51X25)R SR	0830733	1
EML-HA (60X30)R SR	0830617	1
EML-HA (70X32)R SR	0830618	1
EML-HA (70X50)R SR	0830734	1
EML-HA (70X150)R SR	0830619	1
EML-HA (76X51)R SR	0830620	1
EML-HA (85X32)R SR	0830621	1
EML-HA (100X73)R SR	0830735	1
EML-HA (100X90)R SR	0830736	1

Ordering data		
Type	Order No.	Pcs. / Pkt.
EML-HA (15X9)R CUS	0830622	1
EML-HA (19X6)R CUS	0830623	1
EML-HA (20X20)R CUS	0830624	1
EML-HA (26,5X12)R CUS	0830625	1
EML-HA (40X8)R CUS	0830626	1
EML-HA (40X15)R CUS	0830627	1
EML-HA (51X25)R CUS	0830737	1
EML-HA (60X30)R CUS	0830628	1
EML-HA (70X32)R CUS	0830629	1
EML-HA (70X50)R CUS	0830738	1
EML-HA (70X150)R CUS	0830630	1
EML-HA (76X51)R CUS	0830631	1
EML-HA (85X32)R CUS	0830632	1
EML-HA (100X73)R CUS	0830739	1
EML-HA (100X90)R CUS	0830740	1

Ordering data		
Type	Order No.	Pcs. / Pkt.
EML-HA (15X9)R SR CUS	0830633	1
EML-HA (19X6)R SR CUS	0830634	1
EML-HA (20X20)R SR CUS	0830635	1
EML-HA (26,5X12)R SR CUS	0830636	1
EML-HA (40X8)R SR CUS	0830637	1
EML-HA (40X15)R SR CUS	0830638	1
EML-HA (51X25)R SR CUS	0830741	1
EML-HA (60X30)R SR CUS	0830639	1
EML-HA (70X32)R SR CUS	0830640	1
EML-HA (70X50)R SR CUS	0830742	1
EML-HA (70X150)R SR CUS	0830641	1
EML-HA (76X51)R SR CUS	0830642	1
EML-HA (85X32)R SR CUS	0830643	1
EML-HA (100X73)R SR CUS	0830743	1
EML-HA (100X90)R SR CUS	0830744	1

Device marking

Stick-on device marking, for high-temperature applications



- White polyimide labels with high level of temperature resistance
- Continuous temperature range of -40°C to +180°C, up to +300°C temporarily, for up to 60 seconds
- For marking PCBs, can be used in all industrial soldering processes
- High weathering and chemical resistance
- The labeling material is UL listed
- Protection against tampering: the labels cannot be removed without disintegrating
- **Designation example:**
EML-HT (8x8)R
Lettering field size: 8 x 8 mm
Type of packaging: roll
- Single-web large roll with 8000 or 10,000 labels (see figure below)

Notes:

The THERMOMARK-RIBBON 110-EML-HT ink ribbon is required for marking EM-LHT... high-temperature labels, see Printers, page 39.

If large rolls are processed with the THERMOMARK ROLL, the external THERMOMARK ROLL-ERH media hub must be used.

¹⁾ For ordering example, see page 359.



Can be printed with:



Thermal transfer for rolls



Unlabeled

General data

Can be printed with:

Material
Temperature range [°C]
Wipe resistance
Components

Technical data

THERMOMARK ROLL • THERMOMARK ROLL X1 • THERMOMARK X1.1 • THERMOMARK X1.2 • THERMOMARK S1.1
Polyimide
-40 ... 180
DIN EN 61010-1 (VDE 0411-1)
free from silicone and halogen

Ordering data

Description	Color	Type	Order No.	Pcs. / Pkt.
High-temperature labels				
4000 labels p. roll	white	EML-HT (8X8)R	0800340	1
4000 labels p. roll	white	EML-HT (15X6)R	0830644	1
4000 labels p. roll	white	EML-HT (15X15)R	0800341	1
4000 labels p. roll	white	EML-HT (20X7)R	0830645	1
4000 labels p. roll	white	EML-HT (24X4)R	0830646	1
4000 labels p. roll	white	EML-HT (25X8)R	0830647	1
2500 labels p. roll	white	EML-HT (25,4X12,7)R	0830648	1
2500 labels p. roll	white	EML-HT (32X10)R	0830649	1
2500 labels p. roll	white	EML-HT (35X6,5)R	0830650	1
1000 labels p. roll	white	EML-HT (40X15)R	0800339	1
2500 labels p. roll	white	EML-HT (45X5)R	0800337	1
1000 labels p. roll	white	EML-HT (50X10)R	0800338	1
1000 labels p. roll, round, 12 mm diameter	white	EML-HT (D12)R	0801376	1
High-temperature labels, on large roll				
10,000 labels p. roll	white			
10,000 labels p. roll	white			
8000 labels p. roll	white			
10,000 labels p. roll	white			
10,000 labels p. roll	white			
10,000 labels p. roll	white			
10,000 labels p. roll	white			
10,000 labels p. roll	white			
10,000 labels p. roll	white			
8000 labels p. roll	white			
10,000 labels p. roll	white			
10,000 labels p. roll	white			
High-temperature label, labeled acc. to customer specifications¹⁾				
4 labels per strip	white			
5 labels per strip	white			
4 labels per strip	white			
4 labels per strip	white			
2 labels per strip	white			
2 labels per strip	white			
3 labels per strip	white			
2 labels per strip	white			
2 labels per strip	white			
2 labels per strip	white			
2 labels per strip	white			
4 labels per strip	white			
1 label per strip	white			

Ink ribbon, specifically for high-temperature labels, EML-HT...

black

Accessories

Accessories	Order No.	Pcs. / Pkt.
THERMOMARK-RIBBON 110-EML-HT	0800342	1



Unlabeled, on large roll



Labeled according to customer specifications

Technical data

THERMOMARK ROLL • THERMOMARK ROLL X1 • THERMOMARK X1.1 • THERMOMARK X1.2 • THERMOMARK S1.1
 Polyimide
 -40 ... 180
 DIN EN 61010-1 (VDE 0411-1)
 free from silicone and halogen

Technical data

-
 Polyimide
 -40 ... 180
 DIN EN 61010-1 (VDE 0411-1)
 free from silicone and halogen

Ordering data

Type	Order No.	Pcs. / Pkt.
EML-HT (8X8)RL-T	0830651	1
EML-HT (15X6)RL-T	0830652	1
EML-HT (15X15)RL-T	0830653	1
EML-HT (20X7)RL-T	0830654	1
EML-HT (24X4)RL-T	0830655	1
EML-HT (25X8)RL-T	0830656	1
EML-HT (25,4X12,7)RL-T	0830657	1
EML-HT (32X10)RL-T	0830658	1
EML-HT (35X6,5)RL-T	0830659	1
EML-HT (40X15)RL-T	0830660	1
EML-HT (45X5)RL-T	0830661	1
EML-HT (50X10)RL-T	0830662	1

Ordering data

Type	Order No.	Pcs. / Pkt.
EML-HT (8X8)R CUS	0830169	1
EML-HT (15X6)R CUS	0830663	1
EML-HT (15X15)R CUS	0830170	1
EML-HT (20X7)R CUS	0830664	1
EML-HT (24X4)R CUS	0830665	1
EML-HT (25X8)R CUS	0830666	1
EML-HT (25,4X12,7)R CUS	0830667	1
EML-HT (32X10)R CUS	0830668	1
EML-HT (35X6,5)R CUS	0830669	1
EML-HT (40X15)R CUS	0830168	1
EML-HT (45X5)R CUS	0830166	1
EML-HT (50X10)R CUS	0830167	1

Accessories

THERMOMARK-RIBBON 110-EML-HT	0800342	1
------------------------------	---------	---

Accessories

--	--	--

Device marking

Stick-on device marking, for ESD applications



- Safe marking for sensitive components on PCBs
- Static dissipative adhesive: prevents transmission of voltage and protects the component against electrostatic discharge
- Marking service: Phoenix Contact can custom-mark all EML-ESD ... markers according to your requirements
- **Designation example: EML-ESD (8x8)R**
Lettering field size: 8 x 8 mm
Type of packaging: roll

Notes:
If large rolls are processed with the THERMOMARK ROLL, the external THERMOMARK ROLL-ERH media hub must be used.
1) For ordering example, see page 359.

Can be printed with:



Thermal transfer for rolls



Unlabeled

N

General data	
Can be printed with:	
Material	
Temperature range	[°C]
Wipe resistance	
Components	

Technical data	
THERMOMARK ROLL • THERMOMARK ROLL X1 • THERMOMARK S1.1 • THERMOMARK X1.1 • THERMOMARK X1.2	
Polyester	
-40 ... 150	
DIN EN 61010-1 (VDE 0411-1)	
free from silicone and halogen	

Description	Color
Device marking, roll	
4000 labels p. roll	white
4000 labels p. roll	white
4000 labels p. roll	white
4000 labels p. roll	white
4000 labels p. roll	white
4000 labels p. roll	white
2500 labels p. roll	white
2500 labels p. roll	white
2500 labels p. roll	white
2500 labels p. roll	white
2500 labels p. roll	white
2500 labels p. roll	white
2500 labels p. roll	white
1000 labels p. roll	white
Device marking, roll, marked according to customer specifications¹⁾	
4 labels per strip	white
5 labels per strip	white
4 labels per strip	white
4 labels per strip	white
2 labels per strip	white
2 labels per strip	white
3 labels per strip	white
2 labels per strip	white
2 labels per strip	white
2 labels per strip	white
2 labels per strip	white
2 labels per strip	white
1 label per strip	white

Ordering data		
Type	Order No.	Pcs. / Pkt.
EML-ESD (8X8)R	0830564	1
EML-ESD (15X6)R	0830565	1
EML-ESD (15X15)R	0830566	1
EML-ESD (20X7)R	0830567	1
EML-ESD (24X4)R	0830568	1
EML-ESD (25X8)R	0830569	1
EML-ESD (25,4X12,7)R	0830570	1
EML-ESD (32X10)R	0830571	1
EML-ESD (35X6,5)R	0830572	1
EML-ESD (40X15)R	0830573	1
EML-ESD (45X5)R	0830574	1
EML-ESD (50X10)R	0830575	1



Unlabeled, on large roll



Labeled according to customer specifications



Technical data

THERMOMARK ROLL • THERMOMARK ROLL X1 • THERMOMARK S1.1 • THERMOMARK X1.1 • THERMOMARK X1.2
 Polyester
 -40 ... 150
 DIN EN 61010-1 (VDE 0411-1)
 free from silicone and halogen

Technical data

-
 Polyester
 -40 ... 150
 DIN EN 61010-1 (VDE 0411-1)
 free from silicone and halogen

Ordering data

Type	Order No.	Pcs. / Pkt.
EML-ESD (8X8)RL-T	0830576	1
EML-ESD (15X6)RL-T	0830577	1
EML-ESD (15X15)RL-T	0830578	1
EML-ESD (20X7)RL-T	0830579	1
EML-ESD (24X4)RL-T	0830580	1
EML-ESD (25X8)RL-T	0830581	1
EML-ESD (25,4X12,7)RL-T	0830582	1
EML-ESD (32X10)RL-T	0830583	1
EML-ESD (35X6,5)RL-T	0830584	1
EML-ESD (40X15)RL-T	0830585	1
EML-ESD (45X5)RL-T	0830586	1
EML-ESD (50X10)RL-T	0830587	1

Ordering data

Type	Order No.	Pcs. / Pkt.
EML-ESD (8X8)R CUS	0830588	1
EML-ESD (15X6)R CUS	0830589	1
EML-ESD (15X15)R CUS	0830590	1
EML-ESD (20X7)R CUS	0830591	1
EML-ESD (24X4)R CUS	0830592	1
EML-ESD (25X8)R CUS	0830593	1
EML-ESD (25,4X12,7)R CUS	0830594	1
EML-ESD (32X10)R CUS	0830595	1
EML-ESD (35X6,5)R CUS	0830596	1
EML-ESD (40X15)R CUS	0830597	1
EML-ESD (45X5)R CUS	0830598	1
EML-ESD (50X10)R CUS	0830599	1

Device marking

Stick-on device marking, removable

Can be printed with:



Thermal transfer for rolls



Unlabeled

- Particularly suitable for temporary marking
- The labels adhere well and reliably, and can be removed easily and residue-free if required
- The labels cannot be reused following removal
- Marking service: Phoenix Contact can custom-mark all EML-RM ... markers according to your requirements
- **Designation example:**
EML-RM (8x8)R
Lettering field size: 8 x 8 mm
Type of packaging: roll

Notes:
If large rolls are processed with the THERMOMARK ROLL, the external THERMOMARK ROLL-ERH media hub must be used.
1) For ordering example, see page 359.

General data	
Can be printed with:	
Material	
Temperature range	[°C]
Wipe resistance	
Components	

Technical data	
THERMOMARK ROLL • THERMOMARK ROLL X1 • THERMOMARK X1.1 • THERMOMARK X1.2 • THERMOMARK S1.1	
Polyester	
-40 ... 120	
DIN EN 61010-1 (VDE 0411-1)	
free from silicone and halogen	

Description	Color
Labels, removable	
4000 labels p. roll	white
4000 labels p. roll	white
4000 labels p. roll	white
4000 labels p. roll	white
4000 labels p. roll	white
4000 labels p. roll	white
2500 labels p. roll	white
2500 labels p. roll	white
2500 labels p. roll	white
2500 labels p. roll	white
2500 labels p. roll	white
2500 labels p. roll	white
2500 labels p. roll	white
1000 labels p. roll	white
Labels, on large roll, removable	
10,000 labels p. roll	white
10,000 labels p. roll	white
8000 labels p. roll	white
10,000 labels p. roll	white
10,000 labels p. roll	white
10,000 labels p. roll	white
10,000 labels p. roll	white
10,000 labels p. roll	white
10,000 labels p. roll	white
8000 labels p. roll	white
10,000 labels p. roll	white
10,000 labels p. roll	white
Labels, removable, labeled according to customer specifications¹⁾	
4 labels per strip	white
5 labels per strip	white
4 labels per strip	white
4 labels per strip	white
2 labels per strip	white
2 labels per strip	white
3 labels per strip	white
2 labels per strip	white
2 labels per strip	white
2 labels per strip	white
2 labels per strip	white
2 labels per strip	white
1 label per strip	white

Ordering data		
Type	Order No.	Pcs. / Pkt.
EML-RM (8X8)R	0830528	1
EML-RM (15X6)R	0830529	1
EML-RM (15X15)R	0830530	1
EML-RM (20X7)R	0830531	1
EML-RM (24X4)R	0830532	1
EML-RM (25X8)R	0830533	1
EML-RM (25,4X12,7)R	0830534	1
EML-RM (32X10)R	0830535	1
EML-RM (35X6,5)R	0830536	1
EML-RM (40X15)R	0830537	1
EML-RM (45X5)R	0830538	1
EML-RM (50X10)R	0830539	1

Ink ribbon , length: 300 m, width: 110 mm	black
--	-------

Accessories		
THERMOMARK-RIBBON 110	5145384	1



Unlabeled, on large roll

N



Labeled according to customer specifications

N

Technical data

THERMOMARK ROLL • THERMOMARK ROLL X1 • THERMOMARK X1.1 • THERMOMARK X1.2 • THERMOMARK S1.1
 Polyester
 -40 ... 120
 DIN EN 61010-1 (VDE 0411-1)
 free from silicone and halogen

Technical data

-
 Polyester
 -40 ... 120
 DIN EN 61010-1 (VDE 0411-1)
 free from silicone and halogen

Ordering data

Type	Order No.	Pcs. / Pkt.
EML-RM (8X8)RL-T	0830540	1
EML-RM (15X6)RL-T	0830541	1
EML-RM (15X15)RL-T	0830542	1
EML-RM (20X7)RL-T	0830543	1
EML-RM (24X4)RL-T	0830544	1
EML-RM (25X8)RL-T	0830545	1
EML-RM (25,4X12,7)RL-T	0830546	1
EML-RM (32X10)RL-T	0830547	1
EML-RM (35X6,5)RL-T	0830548	1
EML-RM (40X15)RL-T	0830549	1
EML-RM (45X5)RL-T	0830550	1
EML-RM (50X10)RL-T	0830551	1

Ordering data

Type	Order No.	Pcs. / Pkt.
EML-RM (8X8)R CUS	0830552	1
EML-RM (15X6)R CUS	0830553	1
EML-RM (15X15)R CUS	0830554	1
EML-RM (20X7)R CUS	0830555	1
EML-RM (24X4)R CUS	0830556	1
EML-RM (25X8)R CUS	0830557	1
EML-RM (25,4X12,7)R CUS	0830558	1
EML-RM (32X10)R CUS	0830559	1
EML-RM (35X6,5)R CUS	0830560	1
EML-RM (40X15)R CUS	0830561	1
EML-RM (45X5)R CUS	0830562	1
EML-RM (50X10)R CUS	0830563	1

Accessories

THERMOMARK-RIBBON 110	5145384	1
-----------------------	---------	---

Accessories

--	--	--

Device marking

Stick-on device marking, with anti-tamper protection



- Tamper-proof label, can be used as a rating plate or seal, for example
- When peeled off, part of the metallic layer comes away, leaving behind a triangular pattern on both the label and the surface
- The safety function is reliable up to 80°C
- Labeling service: Phoenix Contact can custom-label all EMLS ... markers in accordance with your requirements
- The EMLS ... materials are UL-listed
- **Designation example:**
EMLS (15x9)R SR
Lettering field size: 15 x 9 mm
Type of packaging: roll

Can be printed with:



Thermal transfer for rolls



Unlabeled



Technical data

THERMOMARK ROLL • THERMOMARK ROLL X1 • THERMOMARK X1.1 • THERMOMARK X1.2 • THERMOMARK S1.1
Polyester
Temperature range [-40 ... 150 °C]
Wipe resistance
DIN EN 61010-1 (VDE 0411-1)
free from silicone and halogen

Ordering data

General data

Can be printed with:

Material
Temperature range
Wipe resistance
Components

[°C]

Description	Color
Safety labels	
2500 labels p. roll	silver
2500 labels p. roll	silver
1000 labels p. roll	silver
1000 labels p. roll	silver
1000 labels p. roll	silver
1000 labels p. roll	silver
1000 labels p. roll	silver
1000 labels p. roll	silver
500 labels p. roll	silver
500 labels p. roll	silver
100 labels p. roll	silver
250 labels p. roll	silver
250 labels p. roll	silver

Type	Order No.	Pcs. / Pkt.
EMLS (15X9)R SR	0800347	1
EMLS (19X6)R SR	0800343	1
EMLS (20X20)R SR	0800344	1
EMLS (26,5X12)R SR	0800353	1
EMLS (38,1X19)R SR	0800354	1
EMLS (40X8)R SR	0800348	1
EMLS (40X15)R SR	0800345	1
EMLS (60X30)R SR	0800355	1
EMLS (70X32)R SR	0800346	1
EMLS (70X150)R SR	0800351	1
EMLS (76X51)R SR	0800350	1
EMLS (85X32)R SR	0800356	1

Stick-on device marking, with anti-tamper protection

– All EMLS ... device markers can also be supplied marked according to customer requirements



Labeled according to customer specifications



Notes:
 1) For ordering example, see page 359.

General data	
Material	Polyester
Temperature range	-40 ... 150 [°C]
Wipe resistance	DIN EN 61010-1 (VDE 0411-1)
Components	free from silicone and halogen

Technical data

Ordering data

Description	Color	Type	Order No.	Pcs. / Pkt.
Safety label, labeled acc. to customer specifications¹⁾				
4 labels per strip	silver	EMLS (15X9)R SR CUS	0830175	1
4 labels per strip	silver	EMLS (19X6)R SR CUS	0830171	1
4 labels per strip	silver	EMLS (20X20)R SR CUS	0830172	1
2 labels per strip	silver	EMLS (26,5X12)R SR CUS	0830179	1
2 labels per strip	silver	EMLS (38,1X19)R SR CUS	0830180	1
2 labels per strip	silver	EMLS (40X8)R SR CUS	0830176	1
2 labels per strip	silver	EMLS (40X15)R SR CUS	0830173	1
1 label per strip	silver	EMLS (60X30)R SR CUS	0830181	1
1 label per strip	silver	EMLS (70X32)R SR CUS	0830174	1
1 label per strip	silver	EMLS (70X150)R SR CUS	0830178	1
1 label per strip	silver	EMLS (76X51)R SR CUS	0830177	1
1 label per strip	silver	EMLS (85X32)R SR CUS	0830182	1

Device marking

Snap-in device markers for Axioline systems from Phoenix Contact



- EMT ... insert strips are available in different sizes for labeling the Axioline modules from Phoenix Contact
- EMT (62...)R insert strips are available in different sizes for labeling the Inline modules from Phoenix Contact
- Can be printed using all the thermal transfer printers available from Phoenix Contact
- Precise printing quality
- An overview of the devices that support labeling can be found starting on page 304

Notes:

¹⁾ For ordering example, see page 359.

Can be printed with:



Thermal transfer for rolls

PRINTED
FOR YOU



Unlabeled or labeled according to customer specifications

General data

Can be printed with:

Material	
Temperature range	[°C]
Wipe resistance	
Components	

Technical data

THERMOMARK ROLL • THERMOMARK ROLL X1 • THERMOMARK X1.1 • THERMOMARK X1.2 • THERMOMARK S1.1
Polyester
-40 ... 120
DIN EN 61010-1 (VDE 0411-1)
free from silicone and halogen

Ordering data

Description	Color	Type	Order No.	Pcs. / Pkt.
Insert strips for Axioline modules				
500 labels per roll, lettering field size: 35 x 28 mm	white	EMT (35X28)R	0801602	1
500 labels per roll, lettering field size: 35 x 28 mm	yellow	EMT (35X28)R YE	0801603	1
500 labels per roll, lettering field size: 35 x 46 mm	white	EMT (35X46)R	0801604	1
500 labels per roll, lettering field size: 35 x 46 mm	yellow	EMT (35X46)R YE	0801605	1
Insert strips for Inline modules,				
500 labels per roll, lettering field size: 62 x 10 mm	white	EMT (62X10)R	0800057	1
500 labels per roll, lettering field size: 62 x 10 mm	yellow	EMT (62X10)R YE	0800477	1
250 labels per roll, lettering field size: 62 x 46 mm	white	EMT (62X46)R	0800059	1
250 labels per roll, lettering field size: 62 x 46 mm	yellow	EMT (62X46)R YE	0800478	1
Insert strips for Axioline modules, labeled according to customer specifications,				
2 markers per strip, lettering field size: 35 x 28 mm ¹⁾	white	EMT (35X28)R CUS	0830391	1
2 markers per strip, lettering field size: 35 x 28 mm	yellow	EMT (35X28)R YE CUS	0830392	1
2 markers per strip, lettering field size: 35 x 46 mm	white	EMT (35X46)R CUS	0830393	1
2 markers per strip, lettering field size: 35 x 46 mm	yellow	EMT (35X46)R YE CUS	0830394	1
Insert strips for Inline modules, labeled according to customer specifications,				
1 marker per strip, lettering field size: 62 x 10 mm ¹⁾	white	EMT (62X10)R CUS	0830251	1
1 marker per strip, lettering field size: 62 x 10 mm	yellow	EMT (62X10)R YE CUS	0830252	1
1 marker per strip, lettering field size: 62 x 46 mm	white	EMT (62X46)R CUS	0830253	1
1 marker per strip, lettering field size: 62 x 46 mm	yellow	EMT (62X46)R YE CUS	0830254	1

Device markers for Siemens ET 200SP controllers

- EMT ... insert strips are available for marking Siemens controllers
- Can be printed using all the thermal transfer printers available from Phoenix Contact
- Precise printing quality
- An overview of the devices that support labeling can be found starting on page 304

Can be printed with:



Thermal transfer for rolls



Unlabeled or labeled according to customer specifications

Notes:
For additional information on the use of Siemens devices, see the product area on our website at www.phoenixcontact.net/products.

1) For ordering example, see page 359.

General data	
Can be printed with:	
Material	
Temperature range	[°C]
Wipe resistance	
Components	

Technical data	
THERMOMARK ROLL • THERMOMARK ROLL X1 • THERMOMARK X1.1 • THERMOMARK X1.2 • THERMOMARK S1.1	
Polyester	
-40 ... 120	
DIN EN 61010-1 (VDE 0411-1)	
free from silicone and halogen	

Ordering data	
Description	Color
Insert strips	
500 labels per roll, lettering field size: 31 x 12.5 mm	gray
500 labels per roll, lettering field size: 50 x 26 mm	white
500 labels per roll, lettering field size: 50 x 26 mm	turquoise
500 labels per roll, lettering field size: 50 x 26 mm	yellow
500 labels per roll, lettering field size: 103 x 17 mm	white
500 labels per roll, lettering field size: 103 x 17 mm	turquoise
500 labels per roll, lettering field size: 103 x 17 mm	yellow
500 labels per roll, lettering field size: 103 x 23 mm	white
500 labels per roll, lettering field size: 103 x 23 mm	yellow
500 labels per roll, lettering field size: 103 x 23 mm	turquoise
Insert strips with two lettering field sizes per roll, with 250 of each size measuring: 50 and 27.5 x 12.8 mm	white
with 250 each of 50 x 12.8 mm and 27.5 x 12.8 mm	yellow
with 250 each of 50 x 12.8 mm and 27.5 x 12.8 mm	turquoise
Insert strips, labeled according to customer specifications, 2 markers per strip, lettering field size: 31 x 12.5 mm ¹⁾	gray
2 markers per strip, lettering field size: 50 x 26 mm	white
2 markers per strip, lettering field size: 50 x 26 mm	turquoise
2 markers per strip, lettering field size: 50 x 26 mm	yellow
2 markers per strip, lettering field size: 103 x 17 mm	white
2 markers per strip, lettering field size: 103 x 17 mm	turquoise
2 markers per strip, lettering field size: 103 x 17 mm	yellow
2 markers per strip, lettering field size: 103 x 23 mm	white
2 markers per strip, lettering field size: 103 x 23 mm	turquoise
2 markers per strip, lettering field size: 103 x 23 mm	yellow
Insert strips with two lettering field sizes per roll, labeled according to customer specifications, with 250 each of 50 and 27.5 x 12.8 mm	white
with 250 each of 50 x 12.8 mm and 27.5 x 12.8 mm	turquoise
with 250 each of 50 x 12.8 mm and 27.5 x 12.8 mm	yellow

Ordering data		
Type	Order No.	Pcs. / Pkt.
EMT (31X12,5)R GY	0801612	1
EMT (50X26)R	0800052	1
EMT (50X26)R TQ	0800053	1
EMT (50X26)R YE	0800054	1
EMT (103X17)R	0800039	1
EMT (103X17)R TQ	0800041	1
EMT (103X17)R YE	0800436	1
EMT (103X23)R	0800040	1
EMT (103X23)R YE	0800437	1
EMT (103X23)R TQ	0800042	1
EMT (50/28X13)R	0800049	1
EMT (50/28X13)R YE	0800438	1
EMT (50/28X13)R TQ	0800050	1
EMT (31X12,5)R GY CUS	0830390	1
EMT (50X26)R CUS	0830248	1
EMT (50X26)R TQ CUS	0830249	1
EMT (50X26)R YE CUS	0830250	1
EMT (103X17)R CUS	0830238	1
EMT (103X17)R TQ CUS	0830239	1
EMT (103X17)R YE CUS	0830240	1
EMT (103X23)R CUS	0830241	1
EMT (103X23)R TQ CUS	0830242	1
EMT (103X23)R YE CUS	0830243	1
EMT (50/28X13)R CUS	0830245	1
EMT (50/28X13)R TQ CUS	0830246	1
EMT (50/28X13)R YE CUS	0830247	1

Device marking

Stick-on device marking

Can be printed with:



Laser

PRINTED
FOR YOU



Unlabeled or labeled according to customer specifications

- These labels have been specially developed for laser printers
- Can be printed on all commercially available laser printers
- The unperforated SK U ... sheets are available for custom label designs
- Labeling service: Phoenix Contact can custom-label all BMKL ... markers in accordance with your requirements

Notes:
Print image may vary depending on laser printer.
1) For ordering example, see page 359.

General data	
Can be printed with:	Laser
Material	Polyester
Temperature range	-40 ... 100 [°C]
Wipe resistance	DIN EN 61010-1 (VDE 0411-1)
Components	Silicone-free

Technical data	
Office printing systems	Laser
Polyester	
-40 ... 100	[°C]
DIN EN 61010-1 (VDE 0411-1)	
Silicone-free	

Description	Color
Sheet of labels for laser printer, DIN A4	
1 sheet = 273 labels	white
1 sheet = 290 labels	white
1 sheet = 396 labels	white
1 sheet = 288 labels	white
1 sheet = 224 labels	white
1 sheet = 224 labels	white
1 sheet = 147 labels	white
1 sheet = 228 labels	white
1 sheet = 63 labels	white
1 sheet = 45 labels	white
1 sheet = 21 labels	white
1 sheet = 290 labels	yellow
1 sheet = 405 labels	yellow
1 sheet = 288 labels	yellow
1 sheet = 168 labels	yellow
1 sheet = 224 labels	yellow
1 sheet = 162 labels	yellow
1 sheet = 45 labels	yellow
1 sheet = 192 labels	silver
1 sheet = 126 labels	silver
1 sheet = 84 labels	silver
1 sheet = 54 labels	silver
1 sheet = 360 labels	orange



Ordering data

Type	Order No.	Pcs. / Pkt.
BMKL 12X12 WH	5032361	10
BMKL 15X 9 WH	0803663	10
BMKL 18X 6 WH	5032293	10
BMKL 18X 8 WH	5032329	10
BMKL 20X 8 WH	5032280	10
BMKL 25X 8 WH	5032332	10
BMKL 25X12 WH	5032374	10
BMKL 26,8X6,8 WH	0807106	10
BMKL 50X12 WH	5032387	10
BMKL 64X16 WH	0821807	2
BMKL 64X34 WH	5032400	10
BMKL 15X 9 YE	5032497	10
BMKL 16X 6 YE	0807096	10
BMKL 18X 8 YE	5032170	10
BMKL 19X11 YE	0800705	10
BMKL 20X 8 YE	5032138	10
BMKL 26X10 YE	0811516	10
BMKL 64X16 YE	0821810	2
BMKL 27X 8 SR	0803702	10
BMKL 27X12,5 SR	0803676	10
BMKL 27X18 SR	0803689	10
BMKL 27X27 SR	0803692	10
BMKL 18X 6,5 OG	5036147	10
Label sheets, labeled acc. to customer specifications¹⁾		
BMKL 12X12 WH CUS	0824238	1
BMKL 15X 9 WH CUS	0824239	1
BMKL 18X 6 WH CUS	0824242	1
BMKL 18X 8 WH CUS	0824244	1
BMKL 20X 8 WH CUS	0824247	1
BMKL 25X 8 WH CUS	0824249	1
BMKL 25X12 WH CUS	0824250	1
BMKL 26,8X6,8 WH CUS	0824251	1
BMKL 50X12 WH CUS	0824257	1
BMKL 64X16 WH CUS	0824259	1
BMKL 64X34 WH CUS	0824261	1
BMKL 15X 9 YE CUS	0824240	1
BMKL 16X 6 YE CUS	0824241	1
BMKL 18X 8 YE CUS	0824245	1
BMKL 19X11 YE CUS	0824246	1
BMKL 20X 8 YE CUS	0824248	1
BMKL 26X10 YE CUS	0824252	1
BMKL 64X16 YE CUS	0824260	1
BMKL 27X 8 SR CUS	0824253	1
BMKL 27X12,5 SR CUS	0824254	1
BMKL 27X18 SR CUS	0824255	1
BMKL 27X27 SR CUS	0824256	1
BMKL 18X 6,5 OG CUS	0824243	1
Marking sheet, unperforated, self-adhesive, DIN A4 format		
SK U WH:UNGESTANZT	0800129	10
SK U YE:UNGESTANZT	0800132	10
SK U SR:UNGESTANZT	0800145	10



Stick-on device marking

Can be printed with:



Plotter



Unlabeled or labeled according to customer specifications

- Self-adhesive labels for labeling by hand or with a plotter
- Secure adhesion even on curved or uneven surfaces as well as at corners
- Available in various dimensions
- Labeling service: Phoenix Contact can custom-label all BMK ... markers in accordance with your requirements

Notes:

1) For ordering example, see page 359.

General data

Can be printed with:	
Material	
Temperature range	[°C]
Components	

Technical data

CMS-P1-PLOTTER
Polyester foil
-40 ... 80
Silicone-free

Description	Color
Label sheet	
1 sheet = 270 labels	white
1 sheet = 324 labels	yellow
1 sheet = 198 labels	yellow
1 sheet = 270 labels	yellow
1 sheet = 88 labels	yellow
Labels, labeled according to customer requirements¹⁾	
1 sheet = 270 labels	white
1 sheet = 324 labels	yellow
1 sheet = 198 labels	yellow
1 sheet = 270 labels	yellow
1 sheet = 88 labels	yellow

Ordering data

Type	Order No.	Pcs. / Pkt.
BMK 20X 8 WH	0805470	10
BMK 15X 9 YE	5031605	10
BMK 19X11 YE	5031582	10
BMK 20X 8 YE	5031388	10
BMK 38X11 YE	5031676	10
BMK 20X 8 WH CUS	0824231	1
BMK 15X 9 YE CUS	0824229	1
BMK 19X11 YE CUS	0824230	1
BMK 20X 8 YE CUS	0824232	1
BMK 38X11 YE CUS	0824233	1

Magazine for accommodating sheet material, self-adhesive mat for fixing labels, foils and paper, size of sheet max. DIN A4

Accessories

CMS-P1-PAD	5144819	1
------------	---------	---

Device marking

Stick-on device marking, can be engraved or labeled with writing



- The label sheet is made up of prefabricated, individual self-adhesive labels
- The adhesive foil used ensures good adhesive properties, even on uneven surfaces
- Can be easily labeled using the CMS-P1-PLOTTER
- Can be engraved using the P1 ENGRAVING UNIT
- Two-layer material
- Labeling service: Phoenix Contact can custom-label all GPE ... markers in accordance with your requirements

Notes:

For matching magazines to accommodate the label sheets, see page 46.

1) For ordering example, see page 359.

Can be printed with:



Engraving



Plotter

PRINTED
FOR YOU



Unlabeled or labeled according to customer specifications

General data

Can be printed with:
Material
Temperature range
Wipe resistance
Components

[°C]

Technical data

P1 ENGRAVING UNIT • CMS-P1-PLOTTER
TRANSPLY-ABS
-40 ... 120
DIN EN 61010-1 (VDE 0411-1)
free from silicone and halogen

Ordering data

Description	Color
-------------	-------

Plastic label sheet, self-adhesive double-layer plastic labels, material thickness: 0.8 mm, square corners

1 sheet = 120 labels	white
1 sheet = 75 labels	white
1 sheet = 100 labels	white
1 sheet = 88 labels	white
1 sheet = 60 labels	white
1 sheet = 9 labels	white
1 sheet = 9 labels	white
1 sheet = 21 labels	red/white
1 sheet = 5 labels	yellow
1 sheet = 30 labels	silver

Plastic label sheet, labeled according to customer requirements¹⁾

1 sheet = 120 labels	white
1 sheet = 75 labels	white
1 sheet = 100 labels	white
1 sheet = 88 labels	white
1 sheet = 60 labels	white
1 sheet = 9 labels	white
1 sheet = 9 labels	white
1 sheet = 21 labels	red/white
1 sheet = 5 labels	yellow

Plastic label sheet, self-adhesive double-layer plastic labels, material thickness: 0.8 mm, with rounded corners, radius: 2 mm

1 sheet = 66 labels	white
1 sheet = 30 labels	white
1 sheet = 26 labels	white
1 sheet = 21 labels	white
1 sheet = 9 labels	white
1 sheet = 32 labels	silver
1 sheet = 66 labels	silver
1 sheet = 42 labels	silver
1 sheet = 30 labels	silver
1 sheet = 18 labels	silver
1 sheet = 26 labels	silver
1 sheet = 21 labels	silver

Plastic label sheet, with rounded corners, radius 2 mm, labeled according to customer requirements¹⁾

1 sheet = 66 labels	white
1 sheet = 30 labels	white
1 sheet = 26 labels	white
1 sheet = 21 labels	white
1 sheet = 9 labels	white
1 sheet = 32 labels	silver
1 sheet = 66 labels	silver
1 sheet = 42 labels	silver
1 sheet = 30 labels	silver
1 sheet = 18 labels	silver
1 sheet = 30 labels	silver
1 sheet = 26 labels	silver
1 sheet = 21 labels	silver

Type	Order No.	Pcs. / Pkt.
------	-----------	-------------

GPE 13X 9 WH	0806932	10
GPE 17,5X12 WH	0806916	10
GPE 20X 7 WH	0806990	10
GPE 20X 8 WH	0806945	10
GPE 22X12 WH	0806929	10
GPE 52X26 WH	0806958	10
GPE 60X30 WH	0806961	10
GPE 60X12 RD-WH	0824202	10
GPE 70X32 YE	0824215	10
GPE 28X17,5 SR	0807889	10

GPE 13X 9 WH CUS	0824414	1
GPE 17,5X12 WH CUS	0824415	1
GPE 20X 7 WH CUS	0824416	1
GPE 20X 8 WH CUS	0824417	1
GPE 22X12 WH CUS	0824418	1
GPE 52X26 WH CUS	0824429	1
GPE 60X30 WH CUS	0824432	1
GPE 60X12 RD-WH CUS	0827720	1
GPE 70X32 YE CUS	0827721	1

GPE 27X 8 WH/R	0815198	10
GPE 27X18 WH/R	0815208	10
GPE 45X14 WH/R	0815282	10
GPE 60X12 WH/R	0807630	10
GPE 60X30 WH/R	0815292	10
GPE 22X22 SR/R	0806628	10
GPE 27X 8 SR/R	0806877	10
GPE 27X12,5 SR/R	0806880	10
GPE 27X18 SR/R	0806893	10
GPE 27X27 SR/R	0806903	10
GPE 45X14 SR/R	0807009	10
GPE 60X12 SR/R	0806631	10

GPE 27X 8 WH/R CUS	0824421	1
GPE 27X18 WH/R CUS	0824424	1
GPE 45X14 WH/R CUS	0824428	1
GPE 60X12 WH/R CUS	0824431	1
GPE 60X30 WH/R CUS	0824433	1
GPE 22X22 SR/R CUS	0824419	1
GPE 27X 8 SR/R CUS	0824420	1
GPE 27X12,5 SR/R CUS	0824422	1
GPE 27X18 SR/R CUS	0824423	1
GPE 27X27 SR/R CUS	0824425	1
GPE 28X17,5 SR CUS	0824426	1
GPE 45X14 SR/R CUS	0824427	1
GPE 60X12 SR/R CUS	0824430	1



Stick-on device marking, can be engraved or labeled with writing



- High level of resistance to chemical and mechanical effects
- High-quality appearance
- Can be easily labeled using the CMS-P1-PLOTTER
- Can be engraved using the P1 ENGRAVING UNIT
- For marking components, devices, and buttons
- Labeling service: Phoenix Contact can custom-label all EMLP ... markers in accordance with your requirements

Notes:

¹⁾ For ordering example, see page 359.

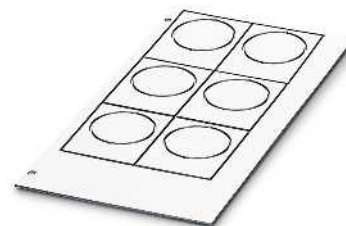
Can be printed with:



Engraving



Plotter



Unlabeled or labeled according to customer specifications

General data

Can be printed with:	
Material	
Temperature range	[°C]
Wipe resistance	
Components	

Technical data

P1 ENGRAVING UNIT • CMS-P1-PLOTTER
TRANSPLY-ABS
-40 ... 120
DIN EN 61010-1 (VDE 0411-1)
free from silicone and halogen

Ordering data

Description	Color	Type	Order No.	Pcs. / Pkt.
Plastic label sheet, with a hole for 24 mm Ø pushbutton, self-adhesive double-layer plastic labels, material thickness: 0.8 mm				
1 sheet = 6 labels	white	EMLP 24 (30X12)	0822301	1
1 sheet = 6 labels	black	EMLP 24 (30X12) BK	0822314	1
1 sheet = 6 labels	silver	EMLP 24 (30X12) SR	0822330	1
Plastic label sheet, with a hole for a 24 mm Ø button, self-adhesive double-layer plastic labels, material thickness: 0.8 mm, labeled according to customer specifications¹⁾				
1 sheet = 6 labels	white	EMLP 24 (30X12) CUS	0824364	1
1 sheet = 6 labels	black	EMLP 24 (30X12) BK CUS	0824365	1
1 sheet = 6 labels	silver	EMLP 24 (30X12) SR CUS	0824366	1
Plastic label sheet, with a hole for 32 mm Ø pushbutton, self-adhesive double-layer plastic labels, material thickness: 0.8 mm				
1 sheet = 6 labels	white	EMLP 32 (38X14)	0822291	1
1 sheet = 6 labels	black	EMLP 32 (38X14) BK	0822327	1
1 sheet = 6 labels	silver	EMLP 32 (38X14) SR	0822343	1
Plastic label sheet, with a hole for a 32 mm Ø button, self-adhesive double-layer plastic labels, material thickness: 0.8 mm, labeled according to customer specifications¹⁾				
1 sheet = 6 labels	white	EMLP 32 (38X14) CUS	0824371	1
1 sheet = 6 labels	black	EMLP 32 (38X14) BK CUS	0824372	1
1 sheet = 6 labels	silver	EMLP 32 (38X14) SR CUS	0824373	1

Accessories

Magazine, to hold 1 GPE label sheet		
CMS-P1-M/GPE ENGRAVING	5145711	1

Device marking

Marker carrier



- CARRIER-EMP ... marker carriers are used in conjunction with UC-EMP ... / US-EMP ... snap-in labels
- They are used to clearly identify devices and control cabinets
- They can be assembled using screws or rivets



For snap-in labels

General data	
Material	PA
Inflammability class according to UL 94	V2
Temperature range	-40 ... 105 [°C]
Components	free from silicone and halogen

Technical data

Material	PA
Inflammability class according to UL 94	V2
Temperature range	-40 ... 105 [°C]
Components	free from silicone and halogen

Description	Color
Marker carriers, for UC-EMP ... / US-EMP ... snap-in labels	
Marker size: 17 x 15 mm	black
Marker size: 27 x 15 mm	black
Marker size: 49 x 15 mm	black
Marker size: 60 x 15 mm	black
Marker size: 60 x 30 mm	black
Marker size: 85 x 54 mm	black

Ordering data

Type	Order No.	Pcs. / Pkt.
CARRIER-EMP (17X15)	0827450	80
CARRIER-EMP (27X15)	0827451	80
CARRIER-EMP (49X15)	0827452	40
CARRIER-EMP (60X15)	0827453	40
CARRIER-EMP (60X30)	0827454	30
CARRIER-EMP (85,6X54)	0829365	10

Marker carriers, can be labeled using snap-in markers for control devices



- Snap-in UC-/US-EMP ... labels are available for marking CARRIER-EMP 22 ... marker carriers
- Can be used for all buttons and switches with 22 mm diameter



For buttons and switches 22 mm in diameter

General data	
Material	PA
Inflammability class according to UL 94	V2
Temperature range	-40 ... 105 [°C]
Components	free from silicone and halogen

Technical data

Material	PA
Inflammability class according to UL 94	V2
Temperature range	-40 ... 105 [°C]
Components	free from silicone and halogen

Description	Color
Marker carriers, for UC-EMP ... / US-EMP ... snap-in labels	
Marker size: 27 x 8 mm	black
Marker size: 27 x 12.5 mm	black
Marker size: 27 x 15 mm	black
Marker size: 27 x 18 mm	black
Marker size: 27 x 27 mm	black

Ordering data

Type	Order No.	Pcs. / Pkt.
CARRIER-EMP 22 (27X8)	0827445	50
CARRIER-EMP 22 (27X12,5)	0827446	50
CARRIER-EMP 22 (27X15)	0827447	50
CARRIER-EMP 22 (27X18)	0827448	50
CARRIER-EMP 22 (27X27)	0827449	50

Marker carriers, can be labeled using control device labels



- Can be used for all buttons and switches with a 22 mm diameter
- The large labeling areas provided by the CARRIER-EMLP can be custom-labeled using EML ... thermal transfer labels
- EMLPR ... transparent adhesive protective foil can be used for additional protection of the label surfaces



For buttons and switches 22 mm in diameter

General data	
Material	PA
Inflammability class according to UL 94	V2
Temperature range	-40 ... 105 [°C]
Components	free from silicone and halogen
Button diameter	22 [mm]

Technical data

Material	PA
Inflammability class according to UL 94	V2
Temperature range	-40 ... 105 [°C]
Components	free from silicone and halogen
Button diameter	22 [mm]

Ordering data

Description	Color
Marker carrier , for buttons and switches with 22 mm diameter, can be labeled with EML ... self-adhesive labels	
Marker size: 27 x 8 mm	black
Marker size: 27 x 12.5 mm	black
Marker size: 27 x 15 mm	black
Marker size: 27 x 18 mm	black
Marker size: 27 x 27 mm	black

Type	Order No.	Pcs. / Pkt.
CARRIER-EMLP 22 (27X8)	0828984	50
CARRIER-EMLP 22 (27X12,5)	0828985	50
CARRIER-EMLP 22 (27X15)	0828986	50
CARRIER-EMLP 22 (27X18)	0828987	50
CARRIER-EMLP 22 (27X27)	0828988	50

Transparent stick-on or snap-in cover



- Stuck or snapped onto labeled CARRIER ... to protect the labels
- Extremely thick, yet flexible and transparent shock protection
- High level of mechanical and chemical stability
- Suitable for permanent outdoor use



Shock protection

Description	Color
Shock protection foil , designed for sticking into CARRIER-EMLP ...	
51 labels per sheet	transparent
42 labels per sheet	transparent
30 labels per sheet	transparent
Shock protection , designed for snapping into CARRIER-EMP ...	
	transparent
	transparent

Ordering data

Type	Order No.	Pcs. / Pkt.
EMLPR (26,5X14,5)	0800546	10
EMLPR (26,5X17,5)	0800360	10
EMLPR (26,5X26,5)	0800361	10
EMPPR (27X15)	0829535	50
EMPPR (27X18)	0829536	50

Marking and labeling - MARKING system

Device marking

Marking profiles

- Self-adhesive marker carriers, available by the meter for shortening as per individual requirements
- Powerful adhesion and optimum grip on standard device surfaces
- The P-SS-ZB 100 is particularly suitable for accommodating SS-ZB, UC-EM (20X9), UCT-EM (20X9)
- The P-ZB METER can accommodate marking material for the tall and flat marker grooves found on Phoenix Contact modular terminal blocks




Designed to be stuck on

General data	
Material	PVC
Inflammability class according to UL 94	V0
Temperature range	-15 ... 80 [°C]
Description	
Description	Color
Profile , self-adhesive, for accommodating SS-ZB labels, UC-EM (20X9), UCT-EM (20X9), length: 1 m	gray
Profile , self-adhesive, designed to accommodate UC-TM ..., UCT-TM ..., ZB ..., length: 1 m	gray

Technical data		
Ordering data		
Type	Order No.	Pcs. / Pkt.
P-SS-ZB 100	1013737	10
P-ZB METER	1051854	1

Marking profiles



- CARRIER-EMP ... marker carriers can be custom-labeled with UC-EMP .../US-EMP ... and EMT ... device markers
- For marking devices
- For marking assemblies
- For marking control and switchgear



Designed to be stuck on or for screwing/riveting

General data	
Material	PVC
Inflammability class according to UL 94	V2
Temperature range	-40 ... 105 [°C]
Components	free from silicone and halogen
Description	
Description	Color
Profile , for screwing or riveting, 1000 mm long, for accommodating UC-.../US-... and EMT ... material with a height of 15 mm	gray transparent
Profile , self-adhesive, 1000 mm long, for accommodating UC-.../US-... and EMT ... material with a height of 15 mm	gray transparent
CARRIER cover , 1000 mm long	transparent

Technical data		
Ordering data		
Type	Order No.	Pcs. / Pkt.
CARRIER-EMP (1000X15) GY	0829366	25
CARRIER-EMP (1000X15) TR	0829530	25
CARRIER/L-EMP (1000X15) GY	0829559	25
CARRIER/L-EMP (1000X15) TR	0829560	25
CARRIER-EMP (1000X15) COVER	0829520	25

Marker carrier



- Self-adhesive marker carriers for marking devices and components
- Powerful adhesion and optimum grip on standard device surfaces
- These carrier materials can be fitted, e.g., with UC-WMT ..., US-WMT ..., EMT ..., and UCT-WMT



For insert strips

General data	
Material	PVC
Inflammability class according to UL 94	V0
Temperature range	-40 ... 60 [°C]
Components	Silicone-free

Technical data		
Material		
Inflammability class according to UL 94		
Temperature range		
Components		


Description	Color
Component marking label , self-adhesive, can be labeled with UC-WMT ..., US-WMT ..., EMT ..., and UCT-WMT	
Lettering field size: 15 x 4 mm	transparent
Lettering field size: 30 x 4 mm	transparent
UniCard , with insert strips for PATG and PATO marking collars	
	white
	yellow
	white
	yellow
UniSheet , with insert strips for PATG and PATO marking collars	
	white
	yellow
	white
	yellow
UniCard , with insert strips for PATG and PATO marking collars	
	white
	yellow
	white
	yellow

Ordering data		
Type	Order No.	Pcs. / Pkt.
PAB-SK 15	1013287	500
PAB-SK 30	1013290	200
UC-WMT (15X4)	0819398	10
UC-WMT (15X4) YE	0819408	10
UC-WMT (30X4)	0819437	10
UC-WMT (30X4) YE	0819440	10
US-WMT (15X4)	0828767	10
US-WMT (15X4) YE	0828954	10
US-WMT (30X4)	0828770	10
US-WMT (30X4) YE	0828957	10
UCT-WMT (15X4)	0801446	10
UCT-WMT (15X4) YE	0801447	10
UCT-WMT (30X4)	0801422	10
UCT-WMT (30X4) YE	0801423	10

Device marking

Marker carriers with cover

Can be printed with:



Plotter



For screw or rivet fixing

- Control cabinet markers consisting of a transparent cap and a base carrier
- The base carrier features two fixing holes so that it can be screwed on
- Once labeled, the insert label is inserted in the cap and this is then snapped onto the base carrier
- The labeling is protected against external influences
- The ES-SSMK ... insert strips can be labeled using the CMS-P1-PLOTTER and the CMS-P1-PAD magazine

General data

Can be printed with:	
Material	
Inflammability class according to UL 94	
Temperature range	[°C]
Components	
Drill hole spacing	[mm]
Hole diameter	[mm]

Technical data

CMS-P1-PLOTTER
PC
V2
-40 ... 115
free from silicone and halogen
40
3.5

Description	Color
Control cabinet marker , two mounting holes M3	
Size: 60 x 18 mm, lettering field: 56 x 14 mm, incl. 1 x ES-SSMK-GB 60X18	transparent/white
Size: 96 x 30 mm, lettering field: 92 x 26 mm, incl. 1 x ES-SSMK-GB 90X30	transparent/white

Ordering data

Type	Order No.	Pcs. / Pkt.
SSMK 60X18	5032439	50
SSMK 96X30	5032442	50

Large format sheet insert strips, can be labeled with plotter, DIN A4, perforated, material: cardboard	
1 sheet = 75 strips, labeling field: 56 x 14 mm	transparent/white
1 sheet = 22 strips, labeling field: 92 x 26 mm	transparent/white

Accessories

Type	Order No.	Pcs. / Pkt.
ES-SSMK-GB 60X18	5032468	10
ES-SSMK-GB 96X30	5032455	10



Transparent stick-on cover



Shock protection

- Extremely thick, but flexible and transparent label made from halogen-free PU
- Stuck over labels or markers that have been labeled to protect them
- High level of mechanical and chemical stability
- Suitable for permanent outdoor use

General data

Material
Components

Technical data

Polyester foil
Halogen-free

Ordering data

Description	Color
Shock protection foil , designed for sticking into CARRIER-EMLP ...	
51 labels per sheet	transparent
42 labels per sheet	transparent
30 labels per sheet	transparent
14 labels per sheet	transparent
6 labels per sheet	transparent
4 labels per sheet	transparent
9 labels per sheet	transparent

Type	Order No.	Pcs. / Pkt.
EMLPR (26,5X14,5)	0800546	10
EMLPR (26,5X17,5)	0800360	10
EMLPR (26,5X26,5)	0800361	10
EMLPR (30X40)	0800359	10
EMLPR (80X42)	0800357	10
EMLPR (80X60)	0800358	10
EMLPR (100X30)	0800362	10

Device marking


Device marking for Phoenix Contact



	UC-TM 6	UCT-TM 6	UC-TMF 6	UC-TMF 12	UCT-TMF 6	UCT-TMF 12	UC-EM (17,5X9)	UC-EM (20X9)	UC-EMP (20X9)	US-EMP (20X9)	UCT-EM (17,5X9)	UCT-EM (20X9)	ZB 5, ZB 6, ZB 15
--	---------	----------	----------	-----------	-----------	------------	----------------	--------------	---------------	---------------	-----------------	---------------	-------------------

Catalog 7: interface technology and switchgear

INTERFACE Relay PLC power terminal block Order No. 2966508													
INTERFACE Relay PLC-B..., PLC-O..., PLC-R...													
DEK-REL... relay terminal block													
DEK-OE... special relays													
DEK-TR... inverter module													
COMPACT-LINE UM 45...													
PROCESS INTERFACE PI-EX...													
RIFLINE complete													



	UC-TM 5 UCT-TM 5	UC1U-TM 5	UC-TM 6 UCT-TM 6	UC-TMF 8 UCT-TMF 8	UC-TMF 10 UCT-TMF 10	UC-TMF 16 UCT-TMF 16	UC-WMT (23X4) US-WMT (23X4)	UC-EM (17,5X9)	UC-EM (20X7)	UC-EMP (20X9) US-EMP (20X9)	UCT-EM (17,5X9)	UCT-EM (20X7)	UCT-EM (20X9)
--	---------------------	-----------	---------------------	-----------------------	-------------------------	-------------------------	--------------------------------	----------------	--------------	--------------------------------	-----------------	---------------	---------------

Catalog 4: sensor/actuator cabling and industrial plug-in connectors

SACB with M8 slots													
SACB with M12 slots													
SACB with M5 slots													
SACB-SPEEDCON distributor boxes with M12 slots and metal threads													
SACB-SPEEDCON distributor boxes with M12 slots and plug-in screw connection													
Distributor boxes with QUICKON slots													
Sensor/actuator cabling accessories													
PSR-SACB sensor box with M12 slots													
VS-SCRJ..., VS-IL-2X... data plug-in connectors													
ASI CC DIST... AS-Interface distributor													
VS-SI... front plate													
HC-M... modular contact insert													
HEAVYCON HC-B...A... heavy-duty plug-in connectors													
HEAVYCON HC-D...A... heavy-duty plug-in connectors													



	UC-TM 6	UCT-TM 6	UC-TMF 5	UC-TMF 18	UCT-TMF 5	UCT-TMF 18
Catalog 6: surge protection and power supply units						
FLASHTRAB compact PLUS lightning arrester						
FLASHTRAB PLUS lightning arrester						
FLASHTRAB compact lightning arrester						
VALVETRAB compact surge arrester						
VALVETRAB MS surge arrester						
MAINS-PLUGTRAB device protection						
PLUGTRAB with function monitoring PT-IQ						
PLUGTRAB PT... plug-in surge protection cascade						
Modular terminal blocks with TT... surge protection elements						



	UC-TM 6	UCT-TM 6	UC-TMF 6	UC-TMF 8	UC-TMF 12	UCT-TMF 6	UCT-TMF 8	UCT-TMF 12	UCT-EM (7X10)	EMT (35X18,7)	EMT (35X28)	EMT (35X46)
Catalog 8: control technology, I/O systems, automation infrastructure												
Inline												
INTERBUS ST...												
Fieldline... M8												
Fieldline... M12												
Axioline F series												
Axioline E series												

Marking and labeling - MARKING system

Device marking

Device marking for devices from other manufacturers



ABB	UC-EM (17,5X7,5)	UC-EM (17,5X8)	UCT-EM (17X9)	UCT-EM (17,5X7,5)	UCT-EM (17,5X8)	UCT-EM (17X8)	UCT-EM (20X9)
Miniature circuit breaker S 221..., S 223..., S 281..., S 284...	■			■			
Residual current device F271..., F172...				■			
Switch, button, indicator light E 221..., E 222..., E 223...	■			■			
Switch, button, indicator light E 225..., E 226..., E 227...	■			■			
Power dimmer STD...	■			■			
Power supply unit NTL5...	■			■			
Power consumption meter RS 232...	■			■			
Installation contactors ESB..., EN...	■			■			
Miniature circuit breakers LE1..., LE3..., LP1-3..., LPUC 1/2, LP1NA..., LP3NA...	■			■			
Residual current devices F..., FIP..., FIK..., FI-LP..., FIS...	■			■			
FI signal generator FISG...	■			■			
Load switch IS...	■			■			
Surge arrester SA 4...	■			■			
Logic modules	■			■			
Logic and extension module LM..., DO..., DX...		■			■		
Miniature circuit breaker			■				
Switch contacts A9, A12, A16, A26, A30, A40, A50, A63, A75, A95, A110, A145, A185, A210, A260, A300, AF400, AF460, AF580, AF750						■	
Mini contacts B6, B7						■	
SZ-KZS							■

				UCT-EM (17X10)			
Allen-Bradley							
100-C09Z*10, 100-F A22, 100-F A40				■			
Motor starter 140M x				■			

	UCT-EM (10X5)	UCT-EM (12X7)	UC1-TMF 5 UCT1-TMF 5
Beckhoff			
BK 3010, BK 3110			
BC 2000, BC 3100, BC 4000			
BC 9000, BC 9050			
Field distributor IE 3112-2-00			
IL 2301-B310			
SAI distributor (sensor/actuator interface)			

	UCTEM (12X3,3)	UCTEM (12X6)
Bernecke + Rainer		
X20 system		

	UCT-EM (10X8)
Bosch/Rexroth	
Bosch/distributor	

Device marking

Device marking for devices from other manufacturers




CONTA-CLIP

PRSU
 CP V4, optocoupler, AOP
 PGSV, PSP

UCT-EM (5X10)

UCT-EM (6X10)

UC-EM (20X9)
 UCT-EM (20X9)




ESCHA

Distributor block MB
 Distributor block FK/FKS
 M12 distributor
 Distributor block 8MB

UCT-EM (10X5)

UCT-EM (20X8)

UC-EM (20X9)
 UCT-EM (20X9)



FESTO

Compact Performance
 CPA10/EV1
 CP-E16 valve island
 CP-E16-KL-CL
 Electronics CP-16-M
 IBS 6x10
 MPV-E/A08-M8, MPV-E/A08-M12, MPV-E/A12-M8
 CPV pneumatics
 IBS 9/17
 IBS 10/17
 MT
 Valve island IBS 9/20
 CPV18-V1 valves

UCT-EM (6X10)

UCT-EM (17X9)

UCT-EM (17X10)

UC-EM (20X9)
 UCT-EM (20X9)

			UCT-EM (6X10)		UCT-EM (17X9)
Finder					
Variclip (relay retaining bracket)					
Variclip 020.24					
Sockets with screw and spring-cage terminal block, 93 series					

			UC-EM (20X7) UCT-EM (20X7)	UC-EM (20X9) UCT-EM (20X9)	UC-TM 6 UCT-TM 6	UC-TM 5 UCT-TM 5
HARTING						
Front plate Han - Port						
Plug-in connector Han - Snap						
Connection distributor Han - E AV						
Connection distributor Han - D AV						

				UC-EM (10X8)	UC-EM (17,5X8)	UC-EM (20X7)	UC-EM (21X8)	UCT-EM (10X8)	UCT-EM (17X8)	UCT-EM (17,5X8)	UCT-EM (18X8)	UCT-EM (20X7)	UCT-EM (20X9)	UCT-EM (21X8)
ifm-electronic														
AC 20 xx classic module/universal M														
AC 24 80/81 CompactLine														
AC 5210 AS-i module														
AV 52xx ClassicLine														
AC 225 SmartLine														
ClassicLine distribution module AC52...														
Active AS-i module AC2480														
AC 50 xx module bases														
Active AS-i module AC225...														
Compact module AC 24 xx														

Marking and labeling - MARKING system

Device marking

Device marking for devices from other manufacturers



Lumberg

	UC-EM (10X8)	UC-EM (17,5X7,5)	UC-EM (19X9)	UC-EM (20X9)	UCT-EM (10X5)	UCT-EM (10X8)	UCT-EM (17,5X7,5)	UCT-EM (20X9)
INTERBUS remote bus terminal block								
PROFIBUS DP..								
CANopen® device CSL...								
DeviceNet™ device DSL...								
AS-Interface module								
Ethernet switch EEC...								
Sensor/actuator distributor ASB								
Valve adapter VAD...								
Valve adapter VBD...								
I/O module UEM...								
PROFIBUS DP PSL 7...								
AS-Interface module ASL 501								
AS-Interface ABAS/UTAS								
Terminal strip SBS4/LED-3								
Distributors E2C and SB8								
AS-Interface IBA, IBI, IBP								
ASB 2-VC-1A, ASB 8								
ASBM 12/LED 3, ASBSM 4/LED 3								
PROFIBUS 0970-PSL-651								

	UC-EM (17,5X8)	UC-EM (20X9)	UCT-EM (17,5X8)	UCT-EM (20X9)
Moeller				
Function relay DILET 11..., DILET 70..., EMR 4...				
Basic device and extension module EASY 2..., EASY 5..., EASY 6..., EASY 7..., EASY 200...				
Relay ZE..., ZEV...				
Contactors DILER, DILEM				

	UC-EM (17,5X9)	UC-EM (20X9)	UC-EM (21X8)	UCT-EM (5X10)	UCT-EM (10X5)	UCT-EM (17X9)	UCT-EM (17,5X8)	UCT-EM (17,5X9)	UCT-EM (17X8)	UCT-EM (20X8)	UCT-EM (20X9)	UCT-EM (21X8)
MURR ELEKTRONIK												
ASI IO SL DIO 8/4/4												
M8 distributors												
MSUD valve connector combination												
AS-i bus module MVK8												
MVPS8 sensor/actuator box												
B6 mini contact												
Initiator holder												
M12 Y cable												
Plastic M12 distributor systems												
MERINO												
Merio M12 8-way distributor 27106												
MVK12 AS-i bus module												
MVM8 Order No. 276658												
MVP 12 distributor: 4-way 27114												
MVP 12 distributor: 6-way 27115												
MVP 12 distributor: 8-way 27116												
MVP 12 AS-i module distributor 27773 to 27778												
Cube 67												
MASI												
MICO 4.6												
MVP 12 distributor: 4-way 27530, MVP 12 distributor: 8-way 27535												
MVK MP DI 08, DI 8 PROFIBUS												
AMMS/AMMDS												
AMZS/AMZSW, Order No. 276397												
AS/S01/DIL/RC-BUG2												
Cube 67 BN-P, KM 5, Logic distributor 8-way M12, Order No. 276247												
M12 distributor, MAW/MDW, MBM bus modules IP20, MBV series												
MIS system wiring, MKS/MKSxxx, MPOT, MSUD valve connection technology												
MSVD/MSDO, MSVS, MUFW/ME...W/MIB												
MVK-I bus module Order No. ME 553300												
NEF mains interference filter, RMM/RMME, UFL/UG-SB/UGS/SV/LUGS/PKB												
Valve connector type A, B, BI, C, CI, distributor MVB 8V												

Marking and labeling - MARKING system

Device marking

Device marking for devices from other manufacturers



Pepperl & Fuchs

G6 compact modules

ASI VAA-2E-64SN (pneumatic module VAA)

AS-i bus module, G6 compact module, IPG-64-B7


VAS 2A-K 12 U, WA-4E-62-ZE

UC-EM (20X9)

UCT-EM (10X5)

UCT-EM (10X8)

UCT-EM (20X9)



Schneider Electric

Standard contactors GC 1610, 1611, 1620, 2502, 2510, 2511, 2520

Preselection contactors GY 1611, 1620, 2511, 2520

TeSys D series, D control relay, K, K control relay

TeSys model U

Standard contactors GC 1622, 1630, 1640, 2504, 2522, 2530, 2540

Standard contactors 4002, 4004, 4011, 4020, 4022, 4030, 4040, 6302, 6304, 6311, 6320, 6322, 6330, 6340, 10020, 10040

Preselection contactors GY 1640, 2530, 2540, 4020, 4030, 4040, 6320, 6330, 6340

Motor adjustment combination TeSys LD1...

Motor adjustment combination HL contactors LD 4...

Motor output/reversing combination LD5...

UC-EM (18X8)

UC-EM (21X8)

UCT-EM (17X8)


UCT-EM (18X8)

UCT-EM (21X8)

	UC-EM (10X7)	UC-EM (10X8)	UC-EM (20X7)	UC-EM (20X9)	EMT (50/28X13)R...	EMT (50X26)R...	EMT (103X17)R...	EMT (103X23)R...	UCT-EM (10X7)	UCT-EM (10X8)	UCT-EM (15X10)	UCT-EM (20X7)	UCT-EM (20X9)
Siemens													
AS-i slaves I/O module K45.../K60...													
ASIsafe module K45.../K60..., mounting plate K45/K60													
AS-i slaves SlimLine S22.5.../S45...													
AS-i slaves counter module, ground fault detection module													
AS-i slaves surge protection module													
AS-i repeater, 4-way distributor, round cable distributor													
AS-i compact module K20...													
Contactors, auxiliary contactors, contactor combination, auxiliary switch block													
Auxiliary switch blocks 3RH 1921...													
EMI interference suppression module													
Solid-state relay, solid-state contactor, special function module													
Circuit breaker, el. overload relay, therm. overload relay													
Soft starter, direct starter													
Motor management and control devices, timer relays, monitoring relays, safety relays													
ET 200S													
S7-300													
ET 200SP													
Bus module ET 200X, contact block, Signum button series, 3SB3 button, switching element 3SB14...													
Motor circuit breaker													
End block 8WA1 808													

Device marking

Device marking for devices from other manufacturers

	UC-EM (18X8)	UC-EM (21X8)	UCT-EM (18X8)	UCT-EM (21X8)
Telemecanique				
Standard contactor GC 1610, 1611, 1620, 2502	■		■	
Standard contactor GC 1622, 1630, 1640, 2504		■		■
Standard contactor GC 2510, 2511, 2520	■		■	
Standard contactor GC 2522, 2530, 2540		■		■
Standard contactor GC 4002, 4004, 4011, 4020, 4022, 4030, 4040		■		■
Standard contactor GC 6302, 6304, 6311, 6320, 6322, 6330, 6340		■		■
Standard contactor GC 10020, 10040		■		■
Preselection contactor GY 1611, 1620	■		■	
Preselection contactor GY 1640		■		■
Preselection contactor GY 2511, 2520	■		■	
Preselection contactor GY 2530, 2540		■		■
Preselection contactor GY 4020, 4030, 4040		■		■
Preselection contactor GY 6320, 6330, 6340		■		■
Motor output combination TeSys LD1...		■		■
Motor output combination HL contactors LD4...		■		■
Motor output combination/reversing combination LD5...		■		■

Turck										
PLC distributor SDPB-0404D-006, SDPL-0404D-1003, SAI distributor										
JTBS-46SC										
8MB12-xxx, FLDP-IM-8, PDP-M81 / I16T										

Wago										
Miniature circuit breaker										
I/O modules										

Weidmüller										
M8 distributor systems										
M5 distributor systems										
Actuator/sensor interface										
Actuator/sensor interface line										
M12 distributor systems										
M12 metal distributor systems										
SAI distributor										

Device marking


Marker carriers from Phoenix Contact



	UC-EMP (27X8) US-EMP (27X8) US-EMLP (27X8) EML (26,5X7,5)R SR EMLP (27X8)R SR	UC-EMP (27X12,5) US-EMP (27X12,5) US-EMLP (27X12,5) EML (26,5X12)R SR EMLP (27X12,5)R SR	UC-EMP (27X15) US-EMP (27X15) US-EMLP (27X15)	UC-EMP (27X18) US-EMP (27X18) US-EMLP (27X18) EML (26,5X17,5)R... EMLP (27X18)R SR	UC-EMP (27X27) US-EMP (27X27) US-EMLP (27X27) EML (26,5X26,5)R SR EMLP (27X27)R SR
Phoenix Contact					
CARRIER-EMP 22 (27 x 8)	■				
CARRIER-EMP 22 (27 x 12,5)		■			
CARRIER-EMP 22 (27 x 15)			■		
CARRIER-EMP 22 (27 x 18)				■	
CARRIER-EMP 22 (27 x 27)					■
CARRIER-EMLP 22 (27 x 8)	■				
CARRIER-EMLP 22 (27 x 12,5)		■			
CARRIER-EMLP 22 (27 x 15)			■		
CARRIER-EMLP 22 (27 x 18)				■	
CARRIER-EMLP 22 (27 x 27)					■

	UC-EMP (17X15) US-EMP (17X15)	UC-EMP (27X15) US-EMP (27X15)	UC-EMP (49X15) US-EMP (49X15)	UC-EMP (60X15) US-EMP (60X15)	UC-EMP (60X30) US-EMP (60X30)	US-EMP (85,6X54)
Phoenix Contact						
CARRIER-EMP (17 x 15)	■					
CARRIER-EMP (27 x 15)		■				
CARRIER-EMP (49 x 15)			■			
CARRIER-EMP (60 x 15)				■		
CARRIER-EMP (60 x 30)					■	
CARRIER-EMP (85,6 x 54)						■
CARRIER-EMP (1000 x 15)	■	■	■	■		
CARRIER-EMP (1000 x 15) TR	■	■	■	■		
CARRIER/L-EMP (1000 x 15)	■	■	■	■		
CARRIER/L-EMP (1000 x 15) TR	■	■	■	■		

Marker carriers from other manufacturers

	UC-EMP (17X15) US-EMP (17X15)	UC-EMLP (22X22)	UC-EMP (27X8) US-EMP (27X8)	UC-EMP (27X12,5) US-EMP (27X12,5)	UC-EMP (27X15) US-EMP (27X15)	UC-EMP (27X18) US-EMP (27X18)	UC-EMP (27X27) US-EMP (27X27)	UC-EMP (49X15) US-EMP (49X15)	UC-EMP (60X15) US-EMP (60X15)	UC-EMP (60X30) US-EMP (60X30)
										
ABB										
MA6-1060										
BSH-A										
BSH-B										
Conta-Clip										
GSU-H 17 x 15										
GSU-H 27 x 15										
GSU-H 49 x 15										
GSU-H 60 x 15										
GSU-H 60 x 30										
Grafoplast										
SIT 0A06...										
SIT 0A07...										
SIT 0B05...										
SIT 0B07...										
SIT 0B08...										
SIT 0B09...										
Moeller										
M22S-ST-X										
Murrplastik										
BT 22,5										
BTK 22.5										
BT Harmony ZB4										
BT 15/27										
BT 15/49										
Siemens										
3SB3922-0AY										
3SB3925-0AV										
3SB1906-2AA										
3SB1906-2AW										
Empty housing 3SB38...										
Weidmüller										
SM-H 27/12,5										
SM-H 27/18										
SM-H 27/27										
CC-H 15/17										
CC-H 15/27										
CC-H 15/49										
CC-H 30/60										



System marking - MARKING system

Clear and extensive marking of systems not only guarantees safety but is also a legal requirement. Safety and information signs provide important information and help to improve operational processes.

Phoenix Contact offers numerous marking labels for system marking. From warning labels to multicolored symbol signs, the extremely diverse product range covers all applications. We offer a range of printing systems for labeling.

Product range overview

System marking	318
PML-W... warning labels	
Unlabeled warning labels, UniSheet material	320
Unlabeled warning labels, supplied in rolls	321
Preprinted warning labels	322
PML-P... prohibition signs	
Unlabeled prohibition signs, UniSheet material	326
Unlabeled prohibition signs, supplied in rolls	327
Preprinted prohibition signs	328
PML-M... mandatory signs	
Unlabeled mandatory signs, UniSheet material	334
Unlabeled mandatory signs, supplied in rolls	335
Preprinted mandatory signs	336
PML-T... pipeline signs	
Unlabeled pipeline signs, supplied in rolls	342
PML-GHS... hazardous substances labels	
Unlabeled hazardous substances labels, UniSheet material	348
Unlabeled hazardous substances labels, supplied in rolls	349
Preprinted hazardous substances labels	350
US-EMLF... combi labels	
Unlabeled combi labels, UniSheet material	354
PMM... magnetic labels	
Unlabeled magnetic labels, supplied in rolls	356
Ordering example for labeling service - printed for you	359



Unambiguous marking of systems helps to avoid operating errors and is therefore a key component of occupational safety. Information and safety signs also provide important information on site, making it easier to maintain systems.

Phoenix Contact offers a wide range of labels which meet the legal requirements for correct system marking. Depending on the type, they can be labeled using the THERMOMARK LINE thermal transfer printers. The labels are characterized by a high level of wipe and scratch resistance.

Multicolored symbol signs can be custom-designed using the THERMOMARK CARD PLUS.

Please contact us if you are unable to find a suitable size or color for your application from the options available in our product range. It goes without saying that Phoenix Contact also offers a comprehensive labeling service for system marking applications. Test us out!



PML-W warning labels

Warning labels are used to identify danger areas in systems and workshops. The unlabeled warning labels allow you to create custom warning instructions.



PML-P prohibition signs

Prohibition signs prohibit potentially dangerous activities. They are therefore a key component of occupational health and safety.



PML-M mandatory signs

Mandatory signs prescribe a certain mode of behavior and are used to prevent accidents in the workplace.



PML-T pipeline signs

Pipeline markers are used to indicate fluids or gases. By removing the arrowhead that is not required, the direction of flow can also be defined.



PML-GHS hazardous substances labels

Hazardous substances labels are used for the additional marking of the pipeline markers if hazardous substances according to the Ordinance on Hazardous Substances (GefStoffV) are transported through the pipelines.



PMM magnetic labels

Magnetic labels provide a flexible solution if you do not wish to apply permanent marking. If required, they can be quickly attached to metallic surfaces and removed just as easily.

System marking

UniSheet - stick-on warning labels, unlabeled

Can be printed with:

N



Thermal transfer for sheets and cards



Unlabeled or labeled according to customer specifications

The unlabeled US-PML warning labels allow you to create custom warning instructions. A variety of symbols are available in the CLIP PROJECT software. The warning labels offer the following features:

- Highly flexible, plasticized PVC labels which are ideal for uneven surfaces
- Suitable for indoor and outdoor use
- The warning labels conform to the ISO 7010 international standard
- The format automatically ensures printing with a high degree of positioning accuracy

- Labeling service: Phoenix Contact can custom-label all US-PML ... warning labels according to your requirements

Notes:
 1) For ordering example, see page 359.

General data	
Can be printed with:	
Material	
Temperature range	[°C]
Wipe resistance	
Components	

Technical data	
THERMOMARK CARD PLUS • THERMOMARK CARD	
PVC	
-40 ... 90	
DIN EN 61010-1 (VDE 0411-1)	
Silicone-free	

Description	Color
UniSheet, with self-adhesive warning labels, triangular	
24-section, side length: 25 mm	yellow
6-section, side length: 50 mm	yellow
1-section, side length: 100 mm	yellow
UniSheet, with self-adhesive warning labels, triangular with additional rectangular lettering field	
16-section, side length: 25 mm	yellow
4-section, side length: 50 mm	yellow
1-section, side length: 100 mm	yellow
UniSheet, with self-adhesive warning labels, triangular, labeled according to customer specifications¹⁾	
24-section, side length: 25 mm	yellow
6-section, side length: 50 mm	yellow
1-section, side length: 100 mm	yellow
UniSheet, with self-adhesive warning labels, triangular with additional rectangular lettering field, labeled according to customer specifications¹⁾	
16-section, side length: 25 mm	yellow
4-section, side length: 50 mm	yellow
1-section, side length: 100 mm	yellow

Ordering data		
Type	Order No.	Pcs. / Pkt.
US-PML-W100 (25X25)	1014125	10
US-PML-W100 (50X50)	1014126	10
US-PML-W100 (100X100)	1014127	10
US-PML-W200 (25X25)	1014131	10
US-PML-W200 (50X50)	1014132	10
US-PML-W200 (100X100)	1014133	10
US-PML-W100 (25X25) CUS	1014128	1
US-PML-W100 (50X50) CUS	1014129	1
US-PML-W100 (100X100) CUS	1014130	1
US-PML-W200 (25X25) CUS	1014134	1
US-PML-W200 (50X50) CUS	1014135	1
US-PML-W200 (100X100) CUS	1014136	1

Magazine, for THERMOMARK CARD..., for accommodating all US-... materials
--

Accessories		
Type	Order No.	Pcs. / Pkt.
THERMOMARK CARD-US-MAG1	5146451	1

Stick-on warning labels, unlabeled

Can be printed with:



Thermal transfer for rolls



Unlabeled or labeled according to customer specifications

The unlabeled PML warning labels allow you to create custom warning instructions. A variety of symbols are available in the CLIP PROJECT software. The warning labels offer the following features:

- Highly flexible, plasticized PVC labels which are ideal for uneven surfaces
- Suitable for indoor and outdoor use
- The special packaging protects rolls that have already been started from the dirt found in industrial environments
- The warning labels conform to the ISO 7010 international standard
- Labeling service: Phoenix Contact can custom-label all PML ... warning labels according to your requirements

Notes:

¹⁾ For ordering example, see page 359.

General data

Can be printed with:

Material	
Temperature range	[°C]
Wipe resistance	
Components	

Technical data

THERMOMARK ROLL • THERMOMARK ROLL X1 • THERMOMARK X1.1 • THERMOMARK X1.2

PVC
-40 ... 90
DIN EN 61010-1 (VDE 0411-1)
Silicone-free

Ordering data

Description	Color	Type	Order No.	Pcs. / Pkt.
Warning label, triangular				
500 labels per roll, side length: 25 mm	yellow	PML-W100 (25X25)R	0830429	1
500 labels per roll, side length: 50 mm	yellow	PML-W100 (50X50)R	0830430	1
250 labels per roll, side length: 100 mm	yellow	PML-W100 (100X100)R	0830431	1
Warning label, triangular, additional rectangular lettering field				
500 labels per roll, side length: 25 mm	yellow	PML-W200 (25X25)R	0830451	1
500 labels per roll, side length: 50 mm	yellow	PML-W200 (50X50)R	0830452	1
250 labels per roll, side length: 100 mm	yellow	PML-W200 (100X100)R	0830453	1
Warning label, rectangular				
500 labels per roll, width: 52 mm, height: 26 mm	yellow	PML-W300 (52X26)R	0830458	1
500 labels per roll, width: 74 mm, height: 37 mm	yellow	PML-W300 (74X37)R	0830459	1
250 labels per roll, width: 105 mm, height: 52 mm	yellow	PML-W300 (105X52)R	0830460	1
Warning label, triangular, labeled according to customer specifications¹⁾				
3 labels per strip, side length: 25 mm	yellow	PML-W100 (25X25)R CUS	0830493	1
1 label per strip, side length: 50 mm	yellow	PML-W100 (50X50)R CUS	0830494	1
1 label per strip, side length: 100 mm	yellow	PML-W100 (100X100)R CUS	0830495	1
Warning label, triangular, additional rectangular lettering field, labeled according to customer specifications¹⁾				
3 labels per strip, side length: 25 mm	yellow	PML-W200 (25X25)R CUS	0830496	1
1 label per strip, side length: 50 mm	yellow	PML-W200 (50X50)R CUS	0830497	1
1 label per strip, side length: 100 mm	yellow	PML-W200 (100X100)R CUS	0830498	1
Warning label, rectangular, labeled according to customer specifications¹⁾				
1 label per strip, width: 52 mm, height: 26 mm	yellow	PML-W300 (52X26)R CUS	0830499	1
1 label per strip, width: 74 mm, height: 37 mm	yellow	PML-W300 (74X37)R CUS	0830500	1
1 label per strip, width: 105 mm, height: 52 mm	yellow	PML-W300 (105X52)R CUS	0830501	1

System marking

Stick-on warning labels, triangular with lightning flash



The PML warning labels are available with various warning instructions. The warning labels offer the following features:

- Printed cards
- Suitable for indoor and outdoor use
- The warning labels conform to the ISO 7010 international standard

General data

Material	
Temperature range	[°C]
Wipe resistance	
Components	

Technical data

PVC
-40 ... 90
DIN EN 61010-1 (VDE 0411-1)
Silicone-free

Ordering data

Description	Color	Type	Order No.	Pcs. / Pkt.
Warning label , triangular, with lightning flash 25 labels per sheet, side length: 25 mm	yellow	PML-W101 (25X25)	0830433	5
9 labels per sheet, side length: 50 mm	yellow	PML-W101 (50X50)	0830434	5
9 labels per sheet, side length: 100 mm	yellow	PML-W101 (100X100)	0830435	5
1 label per sheet, side length: 200 mm	yellow	PML-W101 (200X200)	0830436	5

Stick-on warning labels, triangular with lightning flash and details of voltage

- Printed cards
- Suitable for indoor and outdoor use
- The warning labels conform to the ISO 7010 international standard



General data		Technical data			Technical data		
Material		PVC			PVC		
Temperature range	[°C]	-40 ... 90			-40 ... 90		
Wipe resistance		DIN EN 61010-1 (VDE 0411-1)			DIN EN 61010-1 (VDE 0411-1)		
Components		Silicone-free			Silicone-free		
		Ordering data			Ordering data		
Description	Color	Type	Order No.	Pcs. / Pkt.	Type	Order No.	Pcs. / Pkt.
Warning label , triangular with lightning flash, additional rectangular lettering field, printed text: "Spannung Voltage"							
16 labels per sheet, side length: 25 mm	yellow	PML-W201 (25X25)	0830454	5			
4 labels per sheet, side length: 50 mm	yellow	PML-W201 (50X50)	0830455	5			
4 labels per sheet, side length: 100 mm	yellow	PML-W201 (100X100)	0830456	5			
1 label per sheet, side length: 200 mm	yellow	PML-W201 (200X200)	0830457	5			
Warning label , triangular, with lightning flash, additional rectangular lettering field, printed text: 230 V							
16 labels per sheet, side length: 25 mm	yellow				PML-W202 (25X25)	0830437	5
4 labels per sheet, side length: 50 mm	yellow				PML-W202 (50X50)	0830438	5
4 labels per sheet, side length: 100 mm	yellow				PML-W202 (100X100)	0830439	5
1 label per sheet, side length: 200 mm	yellow				PML-W202 (200X200)	0830440	5
Warning label , triangular, additional rectangular lettering field, printed items: lightning flash and 400 V							
16 labels per sheet, side length: 25 mm	yellow				PML-W203 (25X25)	0830441	5
4 labels per sheet, side length: 50 mm	yellow				PML-W203 (50X50)	0830442	5
4 labels per sheet, side length: 100 mm	yellow				PML-W203 (100X100)	0830443	5
1 label per sheet, side length: 200 mm	yellow				PML-W203 (200X200)	0830444	5
Warning label , triangular, additional rectangular lettering field, printed items: lightning flash and 120 V							
4 labels per sheet, side length: 50 mm	yellow				PML-W204 (50X50)	0830445	5
4 labels per sheet, side length: 100 mm	yellow				PML-W204 (100X100)	0830446	5
1 label per sheet, side length: 200 mm	yellow				PML-W204 (200X200)	0830447	5
Warning label , triangular, additional rectangular lettering field, printed items: lightning flash and 240 V							
4 labels per sheet, side length: 50 mm	yellow				PML-W205 (50X50)	0830448	5
4 labels per sheet, side length: 100 mm	yellow				PML-W205 (100X100)	0830449	5
1 label per sheet, side length: 200 mm	yellow				PML-W205 (200X200)	0830450	5

System marking

Stick-on warning labels, with lightning flash and warning instruction

- Printed cards
- Suitable for indoor and outdoor use



General data		Technical data		
Material		PVC		
Temperature range	[°C]	-40 ... 90		
Wipe resistance		DIN EN 61010-1 (VDE 0411-1)		
Components		Silicone-free		
		Ordering data		
Description	Color	Type	Order No.	Pcs. / Pkt.
Warning label , rectangular, with lightning flash, printed text in German/English: "Danger! High voltage when main switch is off"				
4 labels per sheet, W x H: 52 x 26 mm	yellow	PML-W301 (52X26)	0830461	5
3 labels per sheet, W x H: 74 x 37 mm	yellow	PML-W301 (74X37)	0830462	5
4 labels per sheet, W x H: 105 x 52 mm	yellow	PML-W301 (105X52)	0830463	5
2 labels per sheet, W x H: 200 x 100 mm	yellow	PML-W301 (200X100)	0830464	5
Warning label , rectangular, printed text in German: "Achtung! Vor Öffnen des Gehäuses Netzstecker ziehen!"				
27 labels per sheet, W x H: 52 x 26 mm	yellow			
12 labels per sheet, W x H: 74 x 37 mm	yellow			
4 labels per sheet, W x H: 105 x 52 mm	yellow			
2 labels per sheet, W x H: 200 x 100 mm	yellow			
Warning label , rectangular, with lightning flash, printed text in English: "Caution! Before opening housing, turn off main power switch!"				
27 labels per sheet, W x H: 52 x 26 mm	yellow			
12 labels per sheet, W x H: 74 x 37 mm	yellow			
4 labels per sheet, W x H: 105 x 52 mm	yellow			
2 labels per sheet, W x H: 200 x 100 mm	yellow			
Warning label , rectangular, printed text in German: "Achtung! Vor Öffnen des Gehäuses Hauptschalter ausschalten!"				
27 labels per sheet, W x H: 52 x 26 mm	yellow			
12 labels per sheet, W x H: 74 x 37 mm	yellow			
4 labels per sheet, W x H: 105 x 52 mm	yellow			
2 labels per sheet, W x H: 200 x 100 mm	yellow			
Warning label , rectangular, with lightning flash, printed text in English: "Caution! Before opening housing, pull main plug!"				
27 labels per sheet, W x H: 52 x 26 mm	yellow			
12 labels per sheet, W x H: 74 x 37 mm	yellow			
4 labels per sheet, W x H: 105 x 52 mm	yellow			
2 labels per sheet, W x H: 200 x 100 mm	yellow			



Technical data

PVC
 -40 ... 90
 DIN EN 61010-1 (VDE 0411-1)
 Silicone-free

Ordering data

Type	Order No.	Pcs. / Pkt.
PML-W302 (52X26)	0830465	5
PML-W302 (74X37)	0830466	5
PML-W302 (105X52)	0830467	5
PML-W302 (200X100)	0830468	5
PML-W303 (52X26)	0830469	5
PML-W303 (74X37)	0830470	5
PML-W303 (105X52)	0830471	5
PML-W303 (200X100)	0830472	5
PML-W304 (52X26)	0830473	5
PML-W304 (74X37)	0830474	5
PML-W304 (105X52)	0830475	5
PML-W304 (200X100)	0830476	5
PML-W305 (52X26)	0830477	5
PML-W305 (74X37)	0830478	5
PML-W305 (105X52)	0830479	5
PML-W305 (200X100)	0830480	5

System marking

UniSheet - stick-on prohibition signs, color preprinted without symbols



- The color preprinted US PML-P prohibition signs on US cards allow you to create custom prohibition notices
- A variety of symbols are available in the CLIP PROJECT software

Notes:
For accessories, visit www.phoenixcontact.net/products .
1) For ordering example, see page 359.

PRINTED
FOR YOU



N

Unlabeled or labeled according to customer specifications

Technical data

General data	
Can be printed with:	THERMOMARK CARD PLUS • THERMOMARK CARD
Material	PVC
Temperature range	-40 ... 90 [°C]
Wipe resistance	DIN EN 61010-1 (VDE 0411-1)
Components	Silicone-free

Technical data		
Can be printed with:	THERMOMARK CARD PLUS • THERMOMARK CARD	
Material	PVC	
Temperature range	-40 ... 90 [°C]	
Wipe resistance	DIN EN 61010-1 (VDE 0411-1)	
Components	Silicone-free	

Ordering data

Description	Color
Prohibition sign, color preprinted, without symbols	
4-section, diameter: 50 mm	red/white
1-section, diameter: 100 mm	red/white
Prohibition sign, color preprinted, without symbols, labeled according to customer specifications¹⁾	
4-section, diameter: 50 mm	red/white
1-section, diameter: 100 mm	red/white

Type	Order No.	Pcs. / Pkt.
US-PML-P100 (D50)	1014217	10
US-PML-P100 (D100)	1014218	10
US-PML-P100 (D50) CUS	1014219	1
US-PML-P100 (D100) CUS	1014220	1

UniSheet - stick-on prohibition sign, unprinted



- The unlabeled PML prohibition signs allow you to create custom prohibition notices in color with the THERMOMARK CARD PLUS
- A variety of symbols are available in the CLIP PROJECT software

Notes:
For the matching ink ribbon (1014403) and magazine (5146451), for THERMOMARK CARD, for accommodating all US materials, see page 348.
1) For ordering example, see page 359.

PRINTED
FOR YOU



N

Unlabeled or labeled according to customer specifications

Technical data

General data	
Can be printed with:	THERMOMARK CARD PLUS
Material	PVC
Temperature range	-40 ... 90 [°C]
Wipe resistance	DIN EN 61010-1 (VDE 0411-1)
Components	Silicone-free

Technical data		
Can be printed with:	THERMOMARK CARD PLUS	
Material	PVC	
Temperature range	-40 ... 90 [°C]	
Wipe resistance	DIN EN 61010-1 (VDE 0411-1)	
Components	Silicone-free	

Ordering data

Description	Color
Prohibition sign, unprinted	
4-section, diameter: 50 mm	white
1-section, diameter: 100 mm	white
Prohibition sign, unprinted, labeled according to customer specifications¹⁾	
4-section, diameter: 50 mm	white
1-section, diameter: 100 mm	white

Type	Order No.	Pcs. / Pkt.
US-PML-P200 (D50)	1014221	10
US-PML-P200 (D100)	1014222	10
US-PML-P200 (D50) CUS	1014223	1
US-PML-P200 (D100) CUS	1014224	1

Stick-on prohibition signs, color preprinted, without symbols



Notes:
 1) For ordering example, see page 359.

PRINTED
 FOR YOU



Unlabeled or labeled according to customer specifications

The color preprinted PML-P prohibition signs on a roll allow you to create custom prohibition notices. A variety of symbols are available in the CLIP PROJECT software. The prohibition signs offer the following features:

- Highly flexible, plasticized PVC labels which are ideal for uneven surfaces
- Suitable for indoor and outdoor use
- The prohibition signs conform to the ISO 7010 international standard
- The format automatically ensures printing with a high level of positional accuracy
- The special packaging protects rolls that have already been started from the dirt found in industrial environments
- Labeling service: Phoenix Contact can custom-label all PML ... markers according to your requirements

General data	
Can be printed with:	
Material	
Temperature range	[°C]
Wipe resistance	
Components	

Technical data
THERMOMARK ROLL • THERMOMARK ROLL X1 • THERMOMARK X1.1 • THERMOMARK X1.2
PVC
-40 ... 90
DIN EN 61010-1 (VDE 0411-1)
Silicone-free

Description	Color
Prohibition sign, color preprinted, without symbols	
500 labels per roll, diameter: 50 mm	red/white
250 labels per roll, diameter: 100 mm	red/white
Prohibition sign, color preprinted, without symbols, labeled according to customer specifications¹⁾	
1 label per strip, diameter: 50 mm	red/white
1 label per strip, diameter: 100 mm	red/white

Ordering data		
Type	Order No.	Pcs. / Pkt.
PML-P100 (D50)R	1014225	1
PML-P100 (D100)R	1014226	1
PML-P100 (D50)R CUS	1014227	1
PML-P100 (D100)R CUS	1014228	1

System marking

Stick-on prohibition signs, preprinted with symbols

N



Symbol - No smoking

The PML-P... prohibition signs are available with various symbols. The prohibition signs offer the following features:

- Highly flexible, plasticized PVC labels which are ideal for uneven surfaces
- Suitable for indoor and outdoor use
- The mandatory signs conform to the ISO 7010 international standard

General data	
Material	
Temperature range	[°C]
Wipe resistance	
Components	

Technical data	
PVC	
-40 ... 90	
DIN EN 61010-1 (VDE 0411-1)	
Silicone-free	

Description	Color
Prohibition sign, preprinted with "No smoking" symbol	
3-section, diameter: 50 mm	red/white
3-section, diameter: 100 mm	red/white
1-section, diameter: 200 mm	red/white
Prohibition sign, preprinted with "Do not connect" symbol	
3-section, diameter: 50 mm	red/white
3-section, diameter: 100 mm	red/white
1-section, diameter: 200 mm	red/white
Prohibition sign, preprinted with "Forbidden for persons with pacemakers" symbol	
3-section, diameter: 50 mm	red/white
3-section, diameter: 100 mm	red/white
1-section, diameter: 200 mm	red/white
Prohibition sign, preprinted with "Do not touch" symbol	
3-section, diameter: 50 mm	red/white
3-section, diameter: 100 mm	red/white
1-section, diameter: 200 mm	red/white

Ordering data		
Type	Order No.	Pcs. / Pkt.
PML-P101 (D50)	1014184	5
PML-P101 (D100)	1014185	5
PML-P101 (D200)	1014186	5

N



Symbol - Do not connect

N



Symbol - Forbidden for persons with pacemakers

N



Symbol - Do not touch

Technical data
PVC -40 ... 90 DIN EN 61010-1 (VDE 0411-1) Silicone-free

Technical data
PVC -40 ... 90 DIN EN 61010-1 (VDE 0411-1) Silicone-free

Technical data
PVC -40 ... 90 DIN EN 61010-1 (VDE 0411-1) Silicone-free

Ordering data		
Type	Order No.	Pcs. / Pkt.
PML-P102 (D50)	1014187	5
PML-P102 (D100)	1014188	5
PML-P102 (D200)	1014189	5

Ordering data		
Type	Order No.	Pcs. / Pkt.
PML-P103 (D50)	1014190	5
PML-P103 (D100)	1014191	5
PML-P103 (D200)	1014192	5

Ordering data		
Type	Order No.	Pcs. / Pkt.
PML-P104 (D50)	1014193	5
PML-P104 (D100)	1014194	5
PML-P104 (D200)	1014195	5

System marking

Stick-on prohibition signs, preprinted with symbols

- Printed cards
- Highly flexible, plasticized PVC labels which are ideal for uneven surfaces
- Suitable for indoor and outdoor use
- The mandatory signs conform to the ISO 7010 international standard



Symbol - Do not walk here

N



Symbol - No fire, naked lights or smoking

N

General data		Technical data			Technical data		
Material		PVC		PVC			
Temperature range	[°C]	-40 ... 90		-40 ... 90			
Wipe resistance		DIN EN 61010-1 (VDE 0411-1)		DIN EN 61010-1 (VDE 0411-1)			
Components		Silicone-free		Silicone-free			
Description		Ordering data			Ordering data		
	Color	Type	Order No.	Pcs. / Pkt.	Type	Order No.	Pcs. / Pkt.
Prohibition sign, preprinted with "Do not walk here" symbol							
3-section, diameter: 50 mm	red/white	PML-P105 (D50)	1014196	5			
3-section, diameter: 100 mm	red/white	PML-P105 (D100)	1014197	5			
1-section, diameter: 200 mm	red/white	PML-P105 (D200)	1014198	5			
Prohibition sign, preprinted with "No fire, naked lights or smoking" symbol							
3-section, diameter: 50 mm	red/white				PML-P106 (D50)	1014199	5
3-section, diameter: 100 mm	red/white				PML-P106 (D100)	1014200	5
1-section, diameter: 200 mm	red/white				PML-P106 (D200)	1014201	5
Prohibition sign, preprinted with "Do not reach in" symbol							
3-section, diameter: 50 mm	red/white						
3-section, diameter: 100 mm	red/white						
1-section, diameter: 200 mm	red/white						
Prohibition sign, preprinted with "Do not extinguish with water" symbol							
3-section, diameter: 50 mm	red/white						
3-section, diameter: 100 mm	red/white						
1-section, diameter: 200 mm	red/white						
Prohibition sign, preprinted with "No mobile phones" symbol							
3-section, diameter: 50 mm	red/white						
3-section, diameter: 100 mm	red/white						
1-section, diameter: 200 mm	red/white						

N



Symbol - Do not reach in

N



Symbol - Do not extinguish with water

N



Symbol - No mobile phones

Technical data
PVC -40 ... 90 DIN EN 61010-1 (VDE 0411-1) Silicone-free

Technical data
PVC -40 ... 90 DIN EN 61010-1 (VDE 0411-1) Silicone-free

Technical data
PVC -40 ... 90 DIN EN 61010-1 (VDE 0411-1) Silicone-free

Ordering data		
Type	Order No.	Pcs. / Pkt.
PML-P107 (D50)	1014202	5
PML-P107 (D100)	1014203	5
PML-P107 (D200)	1014204	5

Ordering data		
Type	Order No.	Pcs. / Pkt.
PML-P108 (D50)	1014205	5
PML-P108 (D100)	1014206	5
PML-P108 (D200)	1014207	5

Ordering data		
Type	Order No.	Pcs. / Pkt.
PML-P109 (D50)	1014208	5
PML-P109 (D100)	1014209	5
PML-P109 (D200)	1014210	5

System marking

Stick-on prohibition signs, preprinted with symbols

- Printed cards
- Highly flexible, plasticized PVC labels which are ideal for uneven surfaces
- Suitable for indoor and outdoor use
- The mandatory signs conform to the ISO 7010 international standard

N



Symbol - No food

General data		Technical data		
Material		PVC		
Temperature range	[°C]	-40 ... 90		
Wipe resistance		DIN EN 61010-1 (VDE 0411-1)		
Components		Silicone-free		
Description		Ordering data		
Description	Color	Type	Order No.	Pcs. / Pkt.
Prohibition sign, preprinted with "No food" symbol				
3-section, diameter: 50 mm	red/white	PML-P110 (D50)	1014211	5
3-section, diameter: 100 mm	red/white	PML-P110 (D100)	1014212	5
1-section, diameter: 200 mm	red/white	PML-P110 (D200)	1014213	5
Prohibition sign, preprinted with "No access for unauthorized persons" symbol				
3-section, diameter: 50 mm	red/white			
3-section, diameter: 100 mm	red/white			
1-section, diameter: 200 mm	red/white			

N



Symbol - No access for unauthorized persons

Technical data

PVC
 -40 ... 90
 DIN EN 61010-1 (VDE 0411-1)
 Silicone-free

Ordering data

Type	Order No.	Pcs. / Pkt.
PML-P111 (D50)	1014214	5
PML-P111 (D100)	1014215	5
PML-P111 (D200)	1014216	5

System marking

UniSheet - stick-on mandatory signs, color preprinted, without symbols

Can be printed with:



Thermal transfer for sheets and cards

PRINTED
FOR YOU



Unlabeled or labeled according to customer specifications

The unlabeled US-PML-M mandatory signs on US cards allow you to create custom information signs. A variety of symbols are available in the CLIP PROJECT software. The mandatory signs offer the following features:

- Highly flexible, plasticized PVC labels which are ideal for uneven surfaces
- Suitable for indoor and outdoor use
- The mandatory signs conform to the ISO 7010 international standard
- The markers, which are supplied in uniform sheets, can be printed onto quickly, easily, and cost-effectively using the THERMOMARK CARD
- The format automatically ensures printing with a high level of positional accuracy
- The perforated markers are easy to separate
- Labeling service: Phoenix Contact can custom-label all US-PML ... markers according to your requirements

Notes:

¹⁾ For ordering example, see page 359.

General data

Can be printed with:	
Material	
Temperature range	[°C]
Wipe resistance	
Components	

Technical data

THERMOMARK CARD PLUS • THERMOMARK CARD
PVC
-40 ... 90
DIN EN 61010-1 (VDE 0411-1)
Silicone-free

Description	Color
Mandatory sign, color preprinted, without symbols	
4-section, diameter: 50 mm	blue
1-section, diameter: 100 mm	blue
Mandatory sign, unprinted, labeled according to customer specifications¹⁾	
4-section, diameter: 50 mm	blue
1-section, diameter: 100 mm	blue

Ordering data

Type	Order No.	Pcs. / Pkt.
US-PML-M100 (D50)	1014176	10
US-PML-M100 (D100)	1014177	10
US-PML-M100 (D50) CUS	1014178	1
US-PML-M100 (D100) CUS	1014179	1

Magazine, for THERMOMARK CARD..., for accommodating all US-... materials	
Ink ribbon, length: 300 m, width: 110 mm	white

Accessories

THERMOMARK CARD-US-MAG1	5146451	1
TM-RIBBON 110-TC/TR WH	1014402	1


Stick-on mandatory signs, color preprinted, without symbols



Can be printed with:



Thermal transfer for rolls



Unlabeled or labeled according to customer specifications

The color preprinted PML-M mandatory signs on a roll allow you to create custom mandatory notices. A variety of symbols are available in the CLIP PROJECT software. The mandatory signs offer the following features:

- Highly flexible, plasticized PVC labels which are ideal for uneven surfaces
- Suitable for indoor and outdoor use
- The mandatory signs conform to the ISO 7010 international standard
- The format automatically ensures printing with a high level of positional accuracy
- The special packaging protects rolls that have already been started from the dirt found in industrial environments
- Labeling service: Phoenix Contact can custom-label all markers according to your requirements

Notes:
 1) For ordering example, see page 359.

General data	
Can be printed with:	
Material	
Temperature range	[°C]
Wipe resistance	
Components	

Technical data	
THERMOMARK ROLL • THERMOMARK ROLL X1 • THERMOMARK X1.1 • THERMOMARK X1.2	
PVC	
-40 ... 90	
DIN EN 61010-1 (VDE 0411-1)	
Silicone-free	

Description	Color
Mandatory sign, color preprinted, without symbols	
500 labels per roll, diameter: 50 mm	blue
250 labels per roll, diameter: 100 mm	blue
Mandatory sign, color preprinted, without symbols, labeled according to customer specifications¹⁾	
1 label per strip, diameter: 50 mm	blue
1 label per strip, diameter: 100 mm	blue

Ordering data		
Type	Order No.	Pcs. / Pkt.
PML-M100 (D50)R	1014180	1
PML-M100 (D100)R	1014181	1
PML-M100 (D50)R CUS	1014182	1
PML-M100 (D100)R CUS	1014183	1

Ink ribbon, length: 300 m, width: 110 mm	white
---	-------

Accessories		
Type	Order No.	Pcs. / Pkt.
TM-RIBBON 110-TC/TR WH	1014402	1

System marking

Stick-on mandatory signs, preprinted, with symbols



The PML-M mandatory signs are available with various symbols. The mandatory signs offer the following features:

- Highly flexible, plasticized PVC labels which are ideal for uneven surfaces
- Suitable for indoor and outdoor use
- The mandatory signs conform to the ISO 7010 international standard



Symbol - General mandatory action symbol

General data	
Material	
Temperature range	[°C]
Wipe resistance	
Components	

Technical data	
PVC	
-40 ... 90	
DIN EN 61010-1 (VDE 0411-1)	
Silicone-free	

Description	Color
Mandatory sign , preprinted with "General mandatory action symbol"	
3-section, diameter: 50 mm	blue
3-section, diameter: 100 mm	blue
1-section, diameter: 200 mm	blue
Mandatory sign , preprinted with "Wear safety goggles" symbol	
3-section, diameter: 50 mm	blue
3-section, diameter: 100 mm	blue
1-section, diameter: 200 mm	blue
Mandatory sign , preprinted with "Observe instructions for use" symbol	
3-section, diameter: 50 mm	blue
3-section, diameter: 100 mm	blue
1-section, diameter: 200 mm	blue
Mandatory sign , preprinted with "Wear ear protectors" symbol	
3-section, diameter: 50 mm	blue
3-section, diameter: 100 mm	blue
1-section, diameter: 200 mm	blue

Ordering data		
Type	Order No.	Pcs. / Pkt.
PML-M101 (D50)	1014137	5
PML-M101 (D100)	1014138	5
PML-M101 (D200)	1014139	5

N



Symbol - Wear safety goggles

N



Symbol - Observe instructions for use

N



Symbol - Wear ear protectors

Technical data
PVC -40 ... 90 DIN EN 61010-1 (VDE 0411-1) Silicone-free

Technical data
PVC -40 ... 90 DIN EN 61010-1 (VDE 0411-1) Silicone-free

Technical data
PVC -40 ... 90 DIN EN 61010-1 (VDE 0411-1) Silicone-free

Ordering data		
Type	Order No.	Pcs. / Pkt.
PML-M102 (D50)	1014140	5
PML-M102 (D100)	1014141	5
PML-M102 (D200)	1014142	5

Ordering data		
Type	Order No.	Pcs. / Pkt.
PML-M103 (D50)	1014143	5
PML-M103 (D100)	1014144	5
PML-M103 (D200)	1014145	5

Ordering data		
Type	Order No.	Pcs. / Pkt.
PML-M104 (D50)	1014146	5
PML-M104 (D100)	1014147	5
PML-M104 (D200)	1014148	5

System marking

Stick-on mandatory signs, preprinted, with symbols

N

N

- Printed cards
- Highly flexible, plasticized PVC labels which are ideal for uneven surfaces
 - Suitable for indoor and outdoor use
 - The mandatory signs conform to the ISO 7010 international standard



Symbol - Wear face shield



Symbol - Wear safety helmet

General data		Technical data			Technical data		
Material		PVC			PVC		
Temperature range	[°C]	-40 ... 90			-40 ... 90		
Wipe resistance		DIN EN 61010-1 (VDE 0411-1)			DIN EN 61010-1 (VDE 0411-1)		
Components		Silicone-free			Silicone-free		
Description		Ordering data			Ordering data		
	Color	Type	Order No.	Pcs. / Pkt.	Type	Order No.	Pcs. / Pkt.
Mandatory sign, preprinted with "Wear face shield" symbol							
3-section, diameter: 50 mm	blue	PML-M105 (D50)	1014149	5			
3-section, diameter: 100 mm	blue	PML-M105 (D100)	1014150	5			
1-section, diameter: 200 mm	blue	PML-M105 (D200)	1014151	5			
Mandatory sign, preprinted with "Wear safety helmet" symbol							
3-section, diameter: 50 mm	blue				PML-M106 (D50)	1014152	5
3-section, diameter: 100 mm	blue				PML-M106 (D100)	1014153	5
1-section, diameter: 200 mm	blue				PML-M106 (D200)	1014154	5
Mandatory sign, preprinted with "Use face mask" symbol							
3-section, diameter: 50 mm	blue						
3-section, diameter: 100 mm	blue						
1-section, diameter: 200 mm	blue						
Mandatory sign, preprinted with "Wear protective gloves" symbol							
3-section, diameter: 50 mm	blue						
3-section, diameter: 100 mm	blue						
1-section, diameter: 200 mm	blue						
Mandatory sign, preprinted with "Wear protective clothing" symbol							
3-section, diameter: 50 mm	blue						
3-section, diameter: 100 mm	blue						
1-section, diameter: 200 mm	blue						

N



Symbol - Use face mask

N



Symbol - Wear protective gloves

N



Symbol - Wear protective clothing

Technical data
PVC -40 ... 90 DIN EN 61010-1 (VDE 0411-1) Silicone-free

Technical data
PVC -40 ... 90 DIN EN 61010-1 (VDE 0411-1) Silicone-free

Technical data
PVC -40 ... 90 DIN EN 61010-1 (VDE 0411-1) Silicone-free

Ordering data		
Type	Order No.	Pcs. / Pkt.
PML-M107 (D50)	1014155	5
PML-M107 (D100)	1014156	5
PML-M107 (D200)	1014157	5

Ordering data		
Type	Order No.	Pcs. / Pkt.
PML-M108 (D50)	1014158	5
PML-M108 (D100)	1014159	5
PML-M108 (D200)	1014160	5

Ordering data		
Type	Order No.	Pcs. / Pkt.
PML-M109 (D50)	1014161	5
PML-M109 (D100)	1014162	5
PML-M109 (D200)	1014163	5

System marking

Stick-on mandatory signs, preprinted, with symbols

Printed cards

- Highly flexible, plasticized PVC labels which are ideal for uneven surfaces
- Suitable for indoor and outdoor use
- The mandatory signs conform to the ISO 7010 international standard



Symbol - Disconnect before starting work



Symbol - Wear conductive footwear

General data		Technical data			Technical data				
		Material	Temperature range [°C]	Wipe resistance	Components	Material	Temperature range [°C]	Wipe resistance	Components
		PVC	-40 ... 90	DIN EN 61010-1 (VDE 0411-1)	Silicone-free	PVC	-40 ... 90	DIN EN 61010-1 (VDE 0411-1)	Silicone-free
Description		Ordering data			Ordering data				
		Type	Order No.	Pcs. / Pkt.	Type	Order No.	Pcs. / Pkt.		
Mandatory sign , preprinted with "Disconnect before starting work" symbol									
3-section, diameter: 50 mm	blue	PML-M110 (D50)	1014164	5					
3-section, diameter: 100 mm	blue	PML-M110 (D100)	1014165	5					
1-section, diameter: 200 mm	blue	PML-M110 (D200)	1014166	5					
Mandatory sign , preprinted with "Wear conductive footwear" symbol									
3-section, diameter: 50 mm	blue				PML-M111 (D50)	1014167	5		
3-section, diameter: 100 mm	blue				PML-M111 (D100)	1014168	5		
1-section, diameter: 200 mm	blue				PML-M111 (D200)	1014169	5		
Mandatory sign , preprinted with "Wear head cover" symbol									
3-section, diameter: 50 mm	blue								
3-section, diameter: 100 mm	blue								
1-section, diameter: 200 mm	blue								
Mandatory sign , preprinted with "Wear safety shoes" symbol									
3-section, diameter: 50 mm	blue								
3-section, diameter: 100 mm	blue								
1-section, diameter: 200 mm	blue								

N



Symbol - Wear head cover

N



Symbol - Wear safety shoes

Technical data
PVC
-40 ... 90
DIN EN 61010-1 (VDE 0411-1)
Silicone-free

Technical data
PVC
-40 ... 90
DIN EN 61010-1 (VDE 0411-1)
Silicone-free

Ordering data		
Type	Order No.	Pcs. / Pkt.
PML-M112 (D50)	1014170	5
PML-M112 (D100)	1014171	5
PML-M112 (D200)	1014172	5

Ordering data		
Type	Order No.	Pcs. / Pkt.
PML-M113 (D50)	1014173	5
PML-M113 (D100)	1014174	5
PML-M113 (D200)	1014175	5

System marking


Stick-on pipeline markers, unlabeled

Can be printed with:

N



Thermal transfer for rolls



Group 1 (water)

The color preprinted PML-T... pipeline markers supplied in rolls enable the custom marking of pipelines according to DIN 2403. The markers offer the following features:

- Finely perforated arrowheads enable the arrowheads which are not required to be easily removed
- High adhesive strength
- High temperature resistance
- Suitable for indoor and outdoor use
- In combination with the PML-GHS hazardous substances labels, marking which conforms to the Ordinance on Hazardous Substances (GefStoffV) can be applied
- The format automatically ensures printing with a high level of positional accuracy
- The special packaging protects rolls that have already been started from the dirt found in industrial environments
- Labeling service: Phoenix Contact can custom-label all markers according to your requirements

Notes:

¹⁾ For ordering example, see page 359.

General data

Can be printed with:

Material
Temperature range [°C]
Wipe resistance

Technical data

THERMOMARK ROLL • THERMOMARK ROLL X1 • THERMOMARK X1.1 • THERMOMARK X1.2
Polyester
-40 ... 150
DIN EN 61010-1 (VDE 0411-1)

Ordering data

Description	Color	Type	Order No.	Pcs. / Pkt.
Pipeline markers, green, group 1 (water), unprinted				
250 labels per roll, marker size: 26 x 280 mm	green	PML-T101 (26X280)R	1014229	1
250 labels per roll, marker size: 52 x 560 mm	green	PML-T101 (52X560)R	1014230	1
Pipeline markers, red, group 2 (steam), unprinted				
250 labels per roll, marker size: 26 x 280 mm	red			
250 labels per roll, marker size: 52 x 560 mm	red			
Pipeline markers, gray, group 3 (air), unprinted				
250 labels per roll, marker size: 26 x 280 mm	gray			
250 labels per roll, marker size: 52 x 560 mm	gray			
Pipeline markers, yellow/red, group 4 (combustible gases), unprinted				
250 labels per roll, marker size: 26 x 280 mm	yellow/red			
250 labels per roll, marker size: 52 x 560 mm	yellow/red			
Pipeline markers, green, group 1 (water), labeled according to customer specifications¹⁾				
3 labels per strip, marker size: 26 x 280 mm	green	PML-T101 (26X280)R CUS	1014249	1
1 label per strip, marker size: 52 x 560 mm	green	PML-T101 (52X560)R CUS	1014250	1
Pipeline markers, red, group 2 (steam), labeled according to customer specifications¹⁾				
3 labels per strip, marker size: 26 x 280 mm	red			
1 label per strip, marker size: 52 x 560 mm	red			
Pipeline markers, gray, group 3 (air), labeled according to customer specifications¹⁾				
3 labels per strip, marker size: 26 x 280 mm	gray			
1 label per strip, marker size: 52 x 560 mm	gray			
Pipeline markers, yellow/red, group 4 (combustible gases), labeled according to customer specifications¹⁾				
3 labels per strip, marker size: 26 x 280 mm	yellow/red			
1 label per strip, marker size: 52 x 560 mm	yellow/red			


N

N


N



Group 2 (steam)



Group 3 (air)



Group 4 (combustible gases)

Technical data
THERMOMARK ROLL • THERMOMARK ROLL X1 • THERMOMARK X1.1 • THERMOMARK X1.2 Polyester -40 ... 150 DIN EN 61010-1 (VDE 0411-1)

Technical data
THERMOMARK ROLL • THERMOMARK ROLL X1 • THERMOMARK X1.1 • THERMOMARK X1.2 Polyester -40 ... 150 DIN EN 61010-1 (VDE 0411-1)

Technical data
THERMOMARK ROLL • THERMOMARK ROLL X1 • THERMOMARK X1.1 • THERMOMARK X1.2 Polyester -40 ... 150 DIN EN 61010-1 (VDE 0411-1)

Ordering data

Ordering data

Ordering data

Type	Order No.	Pcs. / Pkt.
PML-T102 (26X280)R	1014231	1
PML-T102 (52X560)R	1014232	1
PML-T102 (26X280)R CUS	1014251	1
PML-T102 (52X560)R CUS	1014252	1

Type	Order No.	Pcs. / Pkt.
PML-T103 (26X280)R	1014233	1
PML-T103 (52X560)R	1014234	1
PML-T103 (26X280)R CUS	1014253	1
PML-T103 (52X560)R CUS	1014254	1

Type	Order No.	Pcs. / Pkt.
PML-T104 (26X280)R	1014235	1
PML-T104 (52X560)R	1014236	1
PML-T104 (26X280)R CUS	1014255	1
PML-T104 (52X560)R CUS	1014256	1

System marking

Stick-on pipeline markers, unlabeled

- Finely perforated arrowheads enable the arrowheads which are not required to be easily removed
- High adhesive strength
- High temperature resistance
- Suitable for indoor and outdoor use
- In combination with the PML-GHS hazardous substances labels, marking which conforms to the Ordinance on Hazardous Substances (GefStoffV) can be applied


Can be printed with:



Thermal transfer for rolls



N



Group 5 (non-combustible gases)

General data		Technical data		
Can be printed with:		THERMOMARK ROLL • THERMOMARK ROLL X1 • THERMOMARK X1.1 • THERMOMARK X1.2		
Material		Polyester		
Temperature range	[°C]	-40 ... 150		
Wipe resistance		DIN EN 61010-1 (VDE 0411-1)		
Description		Ordering data		
Description	Color	Type	Order No.	Pcs. / Pkt.
Pipeline markers, yellow/black, group 5 (non-combustible gases), unprinted				
250 labels per roll, marker size: 26 x 280 mm	yellow/black	PML-T105 (26X280)R	1014237	1
250 labels per roll, marker size: 52 x 560 mm	yellow/black	PML-T105 (52X560)R	1014238	1
Pipeline markers, orange, group 6 (acids), unprinted				
250 labels per roll, marker size: 26 x 280 mm	orange			
250 labels per roll, marker size: 52 x 560 mm	orange			
Pipeline markers, violet, group 7 (alkalis), unprinted				
250 labels per roll, marker size: 26 x 280 mm	violet			
250 labels per roll, marker size: 52 x 560 mm	violet			
Pipeline markers, brown/red, group 8 (combustible liquids), unprinted				
250 labels per roll, marker size: 26 x 280 mm	brown/red			
250 labels per roll, marker size: 52 x 560 mm	brown/red			
Pipeline markers, yellow/black, group 5 (non-combustible gases), labeled according to customer specifications				
3 labels per strip, marker size: 26 x 280 mm	yellow/black	PML-T105 (26X280)R CUS	1014257	1
1 label per strip, marker size: 52 x 560 mm	yellow/black	PML-T105 (52X560)R CUS	1014258	1
Pipeline markers, orange, group 6 (acids), labeled according to customer specifications				
3 labels per strip, marker size: 26 x 280 mm	orange			
1 label per strip, marker size: 52 x 560 mm	orange			
Pipeline markers, violet, group 7 (alkalis), labeled according to customer specifications				
3 labels per strip, marker size: 26 x 280 mm	violet			
1 label per strip, marker size: 52 x 560 mm	violet			
Pipeline markers, brown/red, group 8 (combustible liquids), labeled according to customer specifications				
3 labels per strip, marker size: 26 x 280 mm	brown/red			
1 label per strip, marker size: 52 x 560 mm	brown/red			

N


N

N

PRINTED
FOR YOU

PRINTED
FOR YOU

PRINTED
FOR YOU



Group 6 (acids)



Group 7 (alkalis)



Group 8 (combustible liquids)

Technical data
THERMOMARK ROLL • THERMOMARK ROLL X1 • THERMOMARK X1.1 • THERMOMARK X1.2 Polyester -40 ... 150 DIN EN 61010-1 (VDE 0411-1)

Technical data
THERMOMARK ROLL • THERMOMARK ROLL X1 • THERMOMARK X1.1 • THERMOMARK X1.2 Polyester -40 ... 150 DIN EN 61010-1 (VDE 0411-1)

Technical data
THERMOMARK ROLL • THERMOMARK ROLL X1 • THERMOMARK X1.1 • THERMOMARK X1.2 Polyester -40 ... 150 DIN EN 61010-1 (VDE 0411-1)

Ordering data

Ordering data

Ordering data

Type	Order No.	Pcs. / Pkt.
PML-T106 (26X280)R	1014239	1
PML-T106 (52X560)R	1014240	1
PML-T106 (26X280)R CUS	1014259	1
PML-T106 (52X560)R CUS	1014260	1

Type	Order No.	Pcs. / Pkt.
PML-T107 (26X280)R	1014241	1
PML-T107 (52X560)R	1014242	1
PML-T107 (26X280)R CUS	1014261	1
PML-T107 (52X560)R CUS	1014262	1

Type	Order No.	Pcs. / Pkt.
PML-T108 (26X280)R	1014243	1
PML-T108 (52X560)R	1014244	1
PML-T108 (26X280)R CUS	1014263	1
PML-T108 (52X560)R CUS	1014264	1

System marking

Stick-on pipeline markers, unlabeled


Can be printed with:

N

- Finely perforated arrowheads enable the arrowheads which are not required to be easily removed
- High adhesive strength
- High temperature resistance
- Suitable for indoor and outdoor use
- In combination with the PML-GHS hazardous substances labels, marking which conforms to the Ordinance on Hazardous Substances (GefStoffV) can be applied



Thermal transfer for rolls




Group 9 (non-combustible liquids)

Notes:
 1) For ordering example, see page 359.

General data		Technical data		
Can be printed with:		THERMOMARK ROLL • THERMOMARK ROLL X1 • THERMOMARK X1.1 • THERMOMARK X1.2		
Material		Polyester		
Temperature range	[°C]	-40 ... 150		
Wipe resistance		DIN EN 61010-1 (VDE 0411-1)		
Ordering data		Ordering data		
Description	Color	Type	Order No.	Pcs. / Pkt.
Pipeline markers, brown/black, group 9 (non-combustible liquids), unprinted 250 labels per roll, marker size: 26 x 280 mm	brown/black	PML-T109 (26X280)R	1014245	1
	brown/black	PML-T109 (52X560)R	1014246	1
Pipeline markers, blue, group 0 (oxygen), unprinted				
250 labels per roll, marker size: 26 x 280 mm	blue			
250 labels per roll, marker size: 52 x 560 mm	blue			
Pipeline markers, brown/black, group 9 (non-combustible liquids), labeled according to customer specifications¹⁾				
3 labels per strip, marker size: 26 x 280 mm	brown/black	PML-T109 (26X280)R CUS	1014265	1
1 label per strip, marker size: 52 x 560 mm	brown/black	PML-T109 (52X560)R CUS	1014266	1
Pipeline markers, blue, group 0 (oxygen), labeled according to customer specifications¹⁾				
3 labels per strip, marker size: 26 x 280 mm	blue			
1 label per strip, marker size: 52 x 560 mm	blue			

N

PRINTED
FOR YOU



Group 0 (oxygen)

Technical data

THERMOMARK ROLL • THERMOMARK ROLL X1 •
THERMOMARK X1.1 • THERMOMARK X1.2
Polyester
-40 ... 150
DIN EN 61010-1 (VDE 0411-1)

Ordering data

Type	Order No.	Pcs. / Pkt.
PML-T110 (26X280)R	1014247	1
PML-T110 (52X560)R	1014248	1
PML-T110 (26X280)R CUS	1014267	1
PML-T110 (52X560)R CUS	1014268	1

System marking

UniSheet - stick-on hazardous substances labels, color preprinted, without symbols




The unlabeled US-PML-GHS hazardous substances labels on US cards allow you to create custom information signs. A variety of symbols are available in the CLIP PROJECT software. The hazardous substances labels offer the following features:

- High adhesive strength
- High temperature resistance
- Suitable for indoor and outdoor use
- The markers conform to the GHS international standard
- The markers, which are supplied in uniform sheets, can be printed onto quickly, easily, and cost-effectively using the THERMOMARK CARD
- The format automatically ensures printing with a high level of positional accuracy
- The perforated markers are easy to separate

Can be printed with:



Thermal transfer for sheets and cards



Unlabeled

N

General data

Can be printed with:	
Material	
Temperature range	[°C]
Wipe resistance	

Description	Color
Hazardous substances label , color preprinted, without symbols	
50-section, marker size: 13 x 13 mm	red/white
9-section, marker size: 25 x 25 mm	red/white

Magazine, for THERMOMARK CARD..., for accommodating all US-... materials

Technical data

THERMOMARK CARD PLUS • THERMOMARK CARD
Polyester
-40 ... 150
DIN EN 61010-1 (VDE 0411-1)

Ordering data

Type	Order No.	Pcs. / Pkt.
US-PML-GHS100 (13X13)	1014287	10
US-PML-GHS100 (25X25)	1014288	10

Accessories


THERMOMARK CARD-US-MAG1	5146451	1
-------------------------	---------	---

Stick-on hazardous substances labels, color preprinted, without symbols

Can be printed with:



Thermal transfer for rolls



Unlabeled

The color preprinted PML-GHS...R hazardous substances labels on a roll allow you to create custom information signs. A variety of symbols are available in the CLIP PROJECT software. The hazardous substances labels offer the following features:

- High adhesive strength
- High temperature resistance
- Suitable for indoor and outdoor use
- The markers conform to the GHS international standard
- The format automatically ensures printing with a high level of positional accuracy
- The special packaging protects rolls that have already been started from the dirt found in industrial environments

General data	
Can be printed with:	
Material	
Temperature range	[°C]
Wipe resistance	

Technical data	
THERMOMARK ROLL • THERMOMARK ROLL X1 • THERMOMARK X1.1 • THERMOMARK X1.2	
Polyester	
-40 ... 150	
DIN EN 61010-1 (VDE 0411-1)	

Description	Color
Hazardous substances label , color preprinted, without symbols	
500 labels per roll, marker size: 13 x 13 mm	red/white
500 labels per roll, marker size: 25 x 25 mm	red/white

Ordering data		
Type	Order No.	Pcs. / Pkt.
PML-GHS100 (13X13)R	1014289	1
PML-GHS100 (25X25)R	1014290	1

System marking

Stick-on hazardous substances labels, preprinted with symbol

N



Symbol - Explosive

The PML-GHS hazardous substances labels are available with various symbols and enable the additional custom marking of the PML-T pipeline markers according to the Ordinance on Hazardous Substances. The hazardous substances labels offer the following features:

- High adhesive strength
- High temperature resistance
- Suitable for indoor and outdoor use
- The hazardous substances labels conform to the GHS international standard

General data	
Material	
Temperature range	[°C]
Wipe resistance	

Technical data	
Material	Polyester
Temperature range	-40 ... 150
Wipe resistance	DIN EN 61010-1 (VDE 0411-1)

Description	Color
Hazardous substances label , preprinted with "Explosive" symbol	
35-section, marker size: 13 x 13 mm	red/white
12-section, marker size: 25 x 25 mm	red/white
Hazardous substances label , preprinted with "Flammable" symbol	
35-section, marker size: 13 x 13 mm	red/white
12-section, marker size: 25 x 25 mm	red/white
Hazardous substances label , preprinted with "Oxidizing" symbol	
35-section, marker size: 13 x 13 mm	red/white
12-section, marker size: 25 x 25 mm	red/white
Hazardous substances label , preprinted with "Pressurized gases" symbol	
35-section, marker size: 13 x 13 mm	red/white
12-section, marker size: 25 x 25 mm	red/white

Ordering data		
Type	Order No.	Pcs. / Pkt.
PML-GHS101 (13X13)	1014269	5
PML-GHS101 (25X25)	1014270	5



Symbol - Flammable

N



Symbol - Oxidizing

N



Symbol - Pressurized gases

N

Technical data
Polyester -40 ... 150 DIN EN 61010-1 (VDE 0411-1)

Technical data
Polyester -40 ... 150 DIN EN 61010-1 (VDE 0411-1)

Technical data
Polyester -40 ... 150 DIN EN 61010-1 (VDE 0411-1)

Ordering data		
Type	Order No.	Pcs. / Pkt.
PML-GHS102 (13X13)	1014271	5
PML-GHS102 (25X25)	1014272	5

Ordering data		
Type	Order No.	Pcs. / Pkt.
PML-GHS103 (13X13)	1014273	5
PML-GHS103 (25X25)	1014274	5

Ordering data		
Type	Order No.	Pcs. / Pkt.
PML-GHS104 (13X13)	1014275	5
PML-GHS104 (25X25)	1014276	5

System marking

Stick-on hazardous substances labels, preprinted with symbol

- Printed cards
- High adhesive strength
- High temperature resistance
- Suitable for indoor and outdoor use
- The hazardous substances labels conform to the GHS international standard



Symbol - Corrosivity

N



Symbol - Toxic

N

		Technical data			Technical data		
General data							
Material		Polyester			Polyester		
Temperature range	[°C]	-40 ... 150			-40 ... 150		
Wipe resistance		DIN EN 61010-1 (VDE 0411-1)			DIN EN 61010-1 (VDE 0411-1)		
		Ordering data			Ordering data		
Description	Color	Type	Order No.	Pcs. / Pkt.	Type	Order No.	Pcs. / Pkt.
Hazardous substances label, preprinted with "Corrosivity" symbol							
35-section, marker size: 13 x 13 mm	red/white	PML-GHS105 (13X13)	1014277	5			
12-section, marker size: 25 x 25 mm	red/white	PML-GHS105 (25X25)	1014278	5			
Hazardous substances label, preprinted with "Toxic" symbol							
35-section, marker size: 13 x 13 mm	red/white				PML-GHS106 (13X13)	1014279	5
12-section, marker size: 25 x 25 mm	red/white				PML-GHS106 (25X25)	1014280	5
Hazardous substances label, preprinted with "General symbol for hazardous substances"							
35-section, marker size: 13 x 13 mm	red/white						
12-section, marker size: 25 x 25 mm	red/white						
Hazardous substances label, preprinted with "Hazardous to health" symbol							
35-section, marker size: 13 x 13 mm	red/white						
12-section, marker size: 25 x 25 mm	red/white						
Hazardous substances label, preprinted with "Hazardous to the environment" symbol							
35-section, marker size: 13 x 13 mm	red/white						
12-section, marker size: 25 x 25 mm	red/white						

N



Symbol - General symbol for hazardous substances

N



Symbol - Hazardous to health

N



Symbol - Hazardous to the environment

Technical data
Polyester -40 ... 150 DIN EN 61010-1 (VDE 0411-1)

Technical data
Polyester -40 ... 150 DIN EN 61010-1 (VDE 0411-1)

Technical data
Polyester -40 ... 150 DIN EN 61010-1 (VDE 0411-1)

Ordering data		
Type	Order No.	Pcs. / Pkt.
PML-GHS107 (13X13) PML-GHS107 (25X25)	1014281 1014282	5 5

Ordering data		
Type	Order No.	Pcs. / Pkt.
PML-GHS108 (13X13) PML-GHS108 (25X25)	1014283 1014284	5 5

Ordering data		
Type	Order No.	Pcs. / Pkt.
PML-GHS109 (13X13) PML-GHS109 (25X25)	1014285 1014286	5 5

System marking

UniSheet - stick-on combi labels, unprinted

Can be printed with:

N



Thermal transfer for sheets and cards



Unlabeled

The unlabeled US-EMLF ... combi labels on US ... cards allow you to create custom information signs. A variety of symbols which conform to ISO 7010 are available in the CLIP PROJECT software. The markers offer the following features:

- High adhesive strength
- Suitable for indoor and outdoor use
- The markers conform to the ISO 7010 international standard
- The markers can be printed in various colors with the THERMOMARK CARD PLUS
- When used in conjunction with high-quality ink ribbons, a resistant form of labeling is produced, which is even suitable for harsh environments
- The markers, which are supplied in uniform sheets, can be labeled quickly, easily, and cost-effectively using the THERMOMARK CARD PLUS
- The format automatically ensures printing with a high level of positional accuracy
- The perforated markers are easy to separate

General data	
Can be printed with:	
Material	
Temperature range	[°C]
Wipe resistance	
Components	

Technical data	
THERMOMARK CARD PLUS • THERMOMARK CARD	
PVC	
-40 ... 90	
DIN EN 61010-1 (VDE 0411-1)	
Silicone-free	

Description	Color
UniSheet, with self-adhesive labels, 2-section, lettering field size: 104 x 70 mm	white
	yellow
	blue
UniSheet, with self-adhesive labels, 1-section, lettering field size: 104 x 140 mm	white
	yellow
	blue

Ordering data		
Type	Order No.	Pcs. / Pkt.
US-EMLF (104X70)	1014294	10
US-EMLF (104X70) YE	1014295	10
US-EMLF (104X70) BU	1014296	10
US-EMLF (104X140)	1014291	10
US-EMLF (104X140) YE	1014292	10
US-EMLF (104X140) BU	1014293	10

Magazine, for THERMOMARK CARD..., for accommodating all US-... materials	
Segmented ink ribbon, length: 60 m, width: 110 mm	
two segments in colors	black/red
three segments in colors	black/red/yellow
four segments in colors	black/red/blue/yellow

Accessories		
Type	Order No.	Pcs. / Pkt.
THERMOMARK CARD-US-MAG1	5146451	1
TM-RIBBON 110-TC BK/RD	1014403	1
TM-RIBBON 110-TC BK/RD/YE	1014404	1
TM-RIBBON 110-TC BK/RD/BU/YE	1014405	1



UniSheet - stick-on combi labels, unprinted

– All US-EMLF ... markers can also be supplied labeled according to customer requirements



Labeled according to customer specifications

Notes:
For matching label frames, see page 296.
1) For ordering example, see page 359.

General data		Technical data		
Material		PVC		
Temperature range	[°C]	-40 ... 90		
Wipe resistance		DIN EN 61010-1 (VDE 0411-1)		
Components		Silicone-free		
Description		Ordering data		
	Color	Type	Order No.	Pcs. / Pkt.
UniSheet, with self-adhesive labels, labeled according to customer specifications, 2-section, lettering field size: 104 x 70 mm¹⁾				
	white	US-EMLF (104X70) CUS	1014300	1
	yellow	US-EMLF (104X70) YE CUS	1014301	1
	blue	US-EMLF (104X70) BU CUS	1014302	1
UniSheet, with self-adhesive labels, labeled according to customer specifications, 1-section, lettering field size: 104 x 140 mm¹⁾				
	white	US-EMLF (104X140) CUS	1014297	1
	yellow	US-EMLF (104X140) YE CUS	1014298	1
	blue	US-EMLF (104X140) BU CUS	1014299	1

System marking

Magnetic labels, unprinted

Can be printed with:

N



Thermal transfer for rolls



Unlabeled

The PMM magnetic labels supplied in rolls represent an individual and flexible marking solution, e.g., for stock labeling. A variety of symbols, linear and 2D codes are available in the CLIP PROJECT software. The magnetic labels offer the following features:

- High adhesive strength
- Magnetic tape coated with polyester foil
- The flexible magnetic tape will also adhere to round objects with a radius of 12 mm and higher
- The format automatically ensures printing with a high level of positional accuracy
- When used in conjunction with high-quality ink ribbons, a resistant form of labeling is produced, which is even suitable for harsh environments
- The special packaging protects rolls that have already been started from the dirt found in industrial environments
- Easy to assemble with the THERMOMARK CUTTER

General data	
Can be printed with:	
Temperature range	[°C]
Wipe resistance	

Technical data	
THERMOMARK ROLL • THERMOMARK ROLL X1 • THERMOMARK X1.1 • THERMOMARK X1.2	
-30 ... 55	
DIN EN 61010-1 (VDE 0411-1)	

Description	Color
Magnetic foil as continuous media, anisotropic, 1 roll = 15 m, label height: 20 mm	white silver yellow
Magnetic foil as continuous media, anisotropic, 1 roll = 15 m, label height: 25 mm	white silver yellow
Magnetic foil as continuous media, anisotropic, 1 roll = 15 m, label height: 30 mm	white silver yellow
Magnetic foil as continuous media, anisotropic, 1 roll = 15 m, label height: 40 mm	white silver yellow
Magnetic foil as continuous media, anisotropic, 1 roll = 15 m, label height: 50 mm	white silver yellow

Ordering data		
Type	Order No.	Pcs. / Pkt.
PMM (EX20)R	1014303	1
PMM (EX20)R SR	1014304	1
PMM (EX20)R YE	1014305	1
PMM (EX25)R	1014306	1
PMM (EX25)R SR	1014307	1
PMM (EX25)R YE	1014308	1
PMM (EX30)R	1014309	1
PMM (EX30)R SR	1014310	1
PMM (EX30)R YE	1014311	1
PMM (EX40)R	1014312	1
PMM (EX40)R SR	1014313	1
PMM (EX40)R YE	1014314	1
PMM (EX50)R	1014315	1
PMM (EX50)R SR	1014316	1
PMM (EX50)R YE	1014317	1

Magnetic labels, unprinted

– All PMM... markers can also be supplied labeled according to customer requirements



Notes:
For matching label frames, see page 296.

Labeled according to customer specifications

General data		Technical data		
Temperature range	[°C]	-30 ... 55		
Wipe resistance		DIN EN 61010-1 (VDE 0411-1)		
Description		Ordering data		
Description	Color	Type	Order No.	Pcs. / Pkt.
Magnetic foil as continuous media, anisotropic, labeled according to customer specifications , 1 roll = 15 m, label height: 20 mm	white	PMM (EX20)R CUS	1014318	1
	silver	PMM (EX20)R SR CUS	1014319	1
	yellow	PMM (EX20)R YE CUS	1014320	1
Magnetic foil as continuous media, anisotropic, labeled according to customer specifications , 1 roll = 15 m, label height: 25 mm	white	PMM (EX25)R CUS	1014321	1
	silver	PMM (EX25)R SR CUS	1014322	1
	yellow	PMM (EX25)R YE CUS	1014323	1
Magnetic foil as continuous media, anisotropic, labeled according to customer specifications , 1 roll = 15 m, label height: 30 mm	white	PMM (EX30)R CUS	1014324	1
	silver	PMM (EX30)R SR CUS	1014325	1
	yellow	PMM (EX30)R YE CUS	1014326	1
Magnetic foil as continuous media, anisotropic, labeled according to customer specifications , 1 roll = 15 m, label height: 40 mm	white	PMM (EX40)R CUS	1014327	1
	silver	PMM (EX40)R SR CUS	1014328	1
	yellow	PMM (EX40)R YE CUS	1014329	1
Magnetic foil as continuous media, anisotropic, labeled according to customer specifications , 1 roll = 15 m, label height: 50 mm	white	PMM (EX50)R CUS	1014330	1
	silver	PMM (EX50)R SR CUS	1014331	1
	yellow	PMM (EX50)R YE CUS	1014332	1

System marking

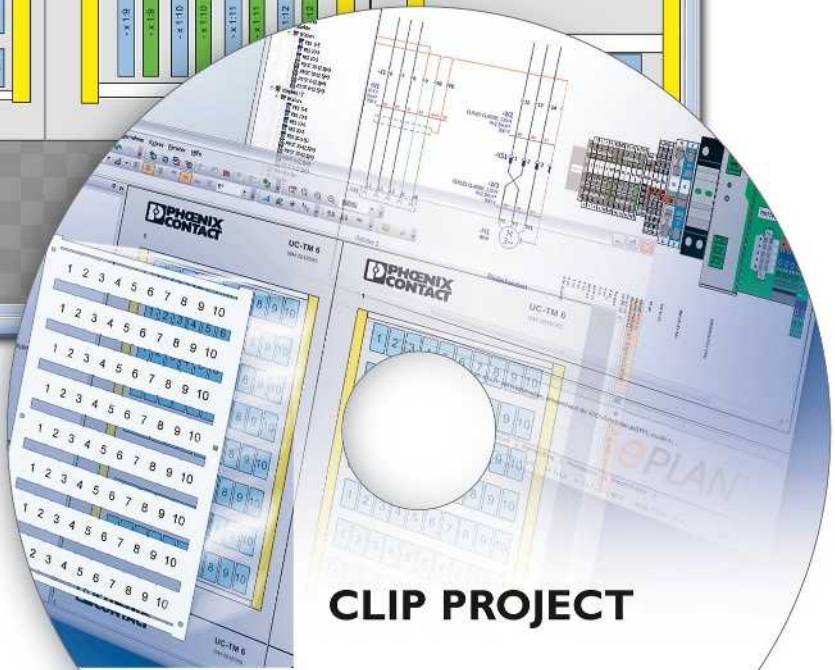
Ordering special marking with CLIP PROJECT

Phoenix Contact offers a marking service for all marking materials. We can provide you with marking materials marked according to your requirements in next to no time.

Simply plan and place your order at the click of a mouse



The materials which can be marked according to customer requirements are indicated with this symbol on the product pages.



1. Create your marking quickly and easily
2. Use the clear preview to check your marking
3. Then place your order directly from the software



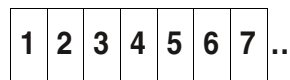
Ordering special marking by fax or e-mail

Minimum order amount:

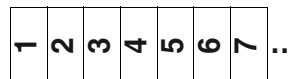
- Plastic sheets: 1 sheet
- Paper sheets: 1 sheet
- Rolls: 1 strip (row), i.e., in the case of EML (20x8)R, for example, 4 labels

The following information must be provided when ordering marking:


- Order number of the relevant ...CUS material
- Marking text
- Font size
- Read direction "horizontal" or "vertical"
- Normal or bold print
- Please send special characters, symbols, and logos as a bitmap file




Marking direction "horizontal"



Marking direction "vertical"



120 markers for a terminal block width of 4.2 mm



96 markers for a terminal block width of 5.2 mm

General data		Technical data			Technical data		
Can be printed with:		BLUEMARK LED • BLUEMARK CLED • CMS-P1-PLOTTER			BLUEMARK LED • BLUEMARK CLED • CMS-P1-PLOTTER		
Number of individual labels		120		96			
Number of individual labels per strip		15		12			
Material		PA		PA			
Inflammability class according to UL 94		V2		V2			
Temperature range	[°C]	-40 ... 120		-40 ... 120			
Wipe resistance		DIN EN 61010-1 (VDE 0411-1)		DIN EN 61010-1 (VDE 0411-1)			
Contents		Free from silicone and halogen		Free from silicone and halogen			
Ordering data		Ordering data			Ordering data		
Description	Color	Type	Order No.	Pcs. / Pkt.	Type	Order No.	Pcs. / Pkt.
UniCard, for marking terminal blocks with a marker groove							
	White	UC-TM 4	0818111	10	UC-TM 5	0818108	10
	Red	UC-TM 4 RD	0818250	10	UC-TM 5 RD	0818302	10
	Orange	UC-TM 4 OG	0818221	10	UC-TM 5 OG	0818276	10
	Yellow	UC-TM 4 YE	0818234	10	UC-TM 5 YE	0818289	10
	Violet	UC-TM 4 VT	0819084	10	UC-TM 5 VT	0819107	10
	Blue	UC-TM 4 BU	0818247	10	UC-TM 5 BU	0818292	10
	Green	UC-TM 4 GN	0818263	10	UC-TM 5 GN	0818315	10
UniCard, for marking terminal blocks with a marker groove, labeled according to customer specifications							
	White	UC-TM 4 CUS	0824573	1	UC-TM 5 CUS	0824581	1
	Red	UC-TM 4 RD CUS	0824577	1	UC-TM 5 RD CUS	0824585	1
	Orange	UC-TM 4 OG CUS	0824576	1	UC-TM 5 OG CUS	0824584	1
	Yellow	UC-TM 4 YE CUS	0824579	1	UC-TM 5 YE CUS	0824587	1
	Violet	UC-TM 4 VT CUS	0824578	1	UC-TM 5 VT CUS	0824586	1
	Blue	UC-TM 4 BU CUS	0824574	1	UC-TM 5 BU CUS	0824582	1
	Green	UC-TM 4 GN CUS	0824575	1	UC-TM 5 GN CUS	0824583	1

Ordering example for UC-TM 5 GN CUS

Vertical consecutive numbering from 1 to 12 is required for 8 identical terminal strips with 5 mm pitch. The UC-TM 5 ... sheet has 8 strips, each of which has 12 individual labels. In this case order as follows:

Unit (sheet)	Marking	Order No.
1	Numbers: 1 to 12 Font size: 10 pt Read direction: Vertical Normal printing	0824583



Hand tools - TOOL fox

The TOOL fox range of tools offers processing and measuring tools for all electrical engineering applications.

The ergonomically designed tools for cutting, stripping, crimping, screwing, and testing impress with their optimum handling and quality. Specially hardened tool steels ensure maximum durability.

Cutting machines, stripping machines, and crimping machines are available which can be used to automate steps.

A wide range of connectors rounds off the product range.

Product range overview

Hand tools	362
CUTFOX ... cutting tools and UNIFOX ... universal tools	
Cable cutters	364
Cutting tools for special applications	366
Universal tools	368
Cable duct, profile, and DIN rail cutters	371
MICROFOX electronics pliers	374
WIREFOX stripping tools	
Stripping tools	378
Stripping tools	384
CRIMPFOX pressing and crimping tools	388
CRIMPHANDY portable hand-held machine	390
Crimp pliers for ferrules	392
Crimping pliers for ring cable and tube lugs	398
Universal basic pliers for connectors up to 120 mm ²	403
Crimping pliers for slip-on sleeves	404
Crimping pliers for turned contacts	406
Crimping pliers for coaxial, FO, D-SUB, CATV, data plugs, and solar connectors	408
Universal basic pliers	412
SCREWFOX screwdriver tools	
Screwdrivers	416
Cordless screwdrivers	425
Socket wrenches	430
Control cabinet keys	433
TESTFOX measuring tools	
Voltage and continuity testers	434
Digital multimeters	435
Tool sets	438
Connectors	444



Professional cutting



Professional stripping



Professional crimping with up to 25 percent less force



There is an optimum cable cutter available for every application. The various versions enable professional processing of conductors and cables with a diameter of up to 100 mm. All parts of the cable cutters that are subject to particular strain are tempered and specially hardened.



The comprehensive range of combination tools ensures all applications are covered. The safety tools, which feature 2-component slip-proof handles, are VDE-tested and marked according to DIN EN 60900.



Profile cutters are available for rapid processing of DIN rails and cable ducts without chips or burrs. An optional hydraulic unit can be attached to convert manual DIN rail cutters into automatic ones.



The stripping tools can strip all types of conductors and cables quickly, precisely and reliably. They adapt automatically to the conductor cross section concerned.



The product innovation for switchgear manufacturing – the CRIMPHANDY, a battery-operated, portable hand-held machine. It strips and crimps the conductor in under two seconds, resulting in time savings of 75%.



The extensive range of professional crimping pliers can be used to process all types of contact with a cross section of up to 120 mm². The innovative design and ergonomically shaped handles reduce the forces required by up to 25 percent.



With their interchangeable dies, the CRIMPFOX-M universal crimping pliers can be used to process all kinds of contacts. The dies can be changed quickly and easily without the need for additional tools.



With their precise torque-setting feature, the torque and cordless screwdrivers are the perfect complement to the Phoenix Contact range of screw terminal blocks. The wide range of hardened BIT screwdriver inserts makes the products suitable for universal use.



Our multimeters, current pliers, and voltage testers are high-quality measuring tools, which have been tested and approved in accordance with national and international standards.

Hand tools

CUTFOX cable cutters

- CUTFOX ... cable cutters for professional cutting results
- Suitable for conductors with a max. diameter of 18 mm
- Ergonomic grip design to eliminate fatigue when working
- All parts of the cable cutters that are subject to particular strain are tempered or specially hardened



Cable cutters and electrician's scissors



Up to a maximum conductor diameter of 18 mm

Description
Cable cutter , for copper and aluminum up to a diameter of 12 mm (up to 35 mm ²)
Cable cutter , angled, for copper and aluminum up to a diameter of 18 mm (up to 50 mm ²)
Electrician's scissors , high cutting performance thanks to micro-serrated cutting area, suitable for copper, aluminum, Kevlar fibers, and plastic, two-component non-slip soft-grip handles, ergonomic design, adjustable screw joint

Ordering data		
Type	Order No.	Pcs. / Pkt.
CUTFOX 12	1212128	1
CUTFOX-ES	1212621	1

Ordering data		
Type	Order No.	Pcs. / Pkt.
CUTFOX 18	1212129	1

CUTFOX one-handed ring cable cutters

- CUTFOX ... one-handed ring cable cutters for professional cutting results
- Suitable for conductors with a diameter of up to 52 mm
- With ratchet function for minimum effort
- Unlockable
- Superb cutting quality



Up to a maximum conductor diameter of 50 mm, steel-armored



Up to a maximum conductor diameter of 52 mm

Description
Ring cable cutter , with ratchet function, for copper and aluminum up to a diameter of 50 mm, for steel-armored CU/AL cables, for stranded steel cables up to a diameter of 12 mm
Ring cable cutter , with ratchet function, for copper and aluminum up to a diameter of 45 mm (up to 300 mm ²)
Ring cable cutter , with ratchet function, for copper and aluminum up to a diameter of 52 mm (up to 300 mm ²)

Ordering data		
Type	Order No.	Pcs. / Pkt.
CUTFOX 50 STEEL	1212526	1

Ordering data		
Type	Order No.	Pcs. / Pkt.
CUTFOX 45	1212132	1
CUTFOX 52	1212133	1

CUTFOX cable cutters

- CUTFOX ... cable cutters for professional cutting results
- Suitable for conductors with a max. diameter of 35 mm
- With ratchet function for minimum effort
- Ergonomic grip design to eliminate fatigue when working
- All parts of the cable cutters that are subject to particular strain are tempered or specially hardened



Up to a maximum conductor diameter of 25 mm



Up to a maximum conductor diameter of 35 mm

Description
Cable cutter , with ratchet function, for copper and aluminum up to a diameter of 25 mm (up to 185 mm ²)
Cable cutter , with ratchet function, for copper and aluminum up to a diameter of 35 mm (up to 300 mm ²)

Ordering data		
Type	Order No.	Pcs. / Pkt.
CUTFOX 25	1212130	1

Ordering data		
Type	Order No.	Pcs. / Pkt.
CUTFOX 35	1212131	1

CUTFOX two-handed ring cable cutters

- CUTFOX ... two-handed ring cable cutters for professional cutting results
- Suitable for conductors with a diameter of up to 100 mm
- With ratchet function for minimum effort
- Unlockable
- Superb cutting quality



Up to a maximum conductor diameter of 62 mm



Up to a maximum conductor diameter of 100 mm

Description
Two-handed ring cable cutter , with ratchet function, for copper and aluminum up to a diameter of 62 mm (up to 750 mm ²)
Two-handed ring cable cutter , with ratchet function, for copper and aluminum up to a diameter of 100 mm (up to 1400 mm ²)

Ordering data		
Type	Order No.	Pcs. / Pkt.
CUTFOX 62	1212134	1

Ordering data		
Type	Order No.	Pcs. / Pkt.
CUTFOX 100	1212135	1

Hand tools

Cutting tools for special applications

- The CUTFOX-FBS cutting tool is suitable for cutting out individual bars from FBS ... plug-in bridges
- Screw-on bridges can be cut to length with the CUTFOX FB without crushing them
- VDE-tested cutting tools made from special high-grade tool steel
- Inductively hardened blades for long-term stable cutting performance



Front cutting tool for cutting out plug-in and insertion bridges



Cutting tool for screw-on bridges



Description	Ordering data			Ordering data		
	Type	Order No.	Pcs. / Pkt.	Type	Order No.	Pcs. / Pkt.
Cutting tool , for separating individual jumper bars from FBS ... plug-in bridges and EB ... insertion bridges	CUTFOX-FBS	1212124	1			
Bridge cutting tool , for cutting FBI ... fixed bridges to length				CUTFOX FB	1205985	1
Cable cutter , precision blade with macro-notching, for copper and aluminum up to 50 mm ² , VDE 1000 V AC/1500 V DC tested						
Cable cutter , precision blade with macro-notching, for copper and aluminum up to 70 mm ² , VDE 1000 V AC/1500 V DC tested						
Cable cutter , for laminated power rails/ribbed tape measuring up to 6 x 16 x 0.8 mm, copper and aluminum cables with a diameter of up to 50 mm, VDE 1000 V AC, 1500 V DC						
Diagonal cutter , with optimized leverage, VDE 1000 V AC/1500 V DC tested						
Power diagonal cutter , with optimized leverage, also suitable for piano wire, VDE 1000 V AC/1500 V DC tested						



Cable cutter for conductors with a diameter of up to 25 mm (VDE)



Cable cutter for conductors and ribbed tape with a diameter of up to 50 mm (VDE)



Diagonal cutter, also suitable for piano wire (VDE)



Ordering data		
Type	Order No.	Pcs. / Pkt.
CUTFOX 16 VDE	1212126	1
CUTFOX 25 VDE	1212127	1

Ordering data		
Type	Order No.	Pcs. / Pkt.
CUTFOX-LB VDE	1212527	1

Ordering data		
Type	Order No.	Pcs. / Pkt.
CUTFOX-S VDE	1212207	1
CUTFOX-SP VDE	1212206	1

Hand tools

UNIFOX universal tools

- UNIFOX ... VDE-totally-insulated combination pliers in straight and angled versions
- Ergonomic grip design to eliminate fatigue when working
- Excellent transmission ratios for excellent gripping and cutting performance
- Noticeably less force required on the part of the user



Combination pliers (VDE), straight



Combination pliers (VDE), angled

		Ordering data			Ordering data		
Description	Color	Type	Order No.	Pcs. / Pkt.	Type	Order No.	Pcs. / Pkt.
Combination pliers , cross-notched grip area, integrated M8 - M10 ring wrench, VDE 1000 V AC/1500 V DC tested	black	UNIFOX-C VDE	1212202	1			
Combination pliers , angled design, with opening spring and locking device, cross-notched grip area, integrated M8 - M10 ring wrench, VDE 1000 V AC/1500 V DC tested	black				UNIFOX-CE VDE	1212203	1

UNIFOX universal tools

- Individually tested safety tools according to DIN EN 60900 (VDE 0682-201)
- For working on or in the vicinity of live parts up to 1000 V AC or 1500 V DC
- The tools feature ergonomic two-component safety handles



Needle-nose pliers (VDE), straight



Needle-nose pliers (VDE), curved and angled

		Ordering data			Ordering data		
Description	Color	Type	Order No.	Pcs. / Pkt.	Type	Order No.	Pcs. / Pkt.
Needle-nose pliers with cut , gripping surface toothed, VDE 1000 V AC/ 1500 V DC tested	black	UNIFOX-P VDE	1212204	1			
Needle-nose pliers with cut , 45° bent, gripping surface toothed, VDE 1000 V AC/ 1500 V DC tested	black	UNIFOX-PC VDE	1212205	1			
Needle-nose pliers , angled design, with opening spring and locking device, finely notched grip area, stripping possible for 1.5 mm ² and 2.5 mm ² , integrated M8 - M10 ring wrench, VDE 1000 V AC/1500 V DC tested	black				UNIFOX-PE VDE	1212529	1

UNIFOX universal tools

- UNIFOX ... VDE-totally-insulated flat-nose, round-nose, and water pump pliers
- Notched grip areas
- Ergonomic grip design to eliminate fatigue when working
- Excellent transmission ratios for optimum gripping performance
- Forged die hardened in oil for maximum durability



Flat-nose pliers (VDE)



Water pump pliers

		Ordering data			Ordering data		
Description	Color	Type	Order No.	Pcs. / Pkt.	Type	Order No.	Pcs. / Pkt.
Flat-nose pliers , finely notched grip area, VDE 1000 V AC/1500 V DC tested	black	UNIFOX-F VDE	1212363	1			
Round-nose pliers , finely notched grip area, VDE 1000 V AC/1500 V DC tested	black	UNIFOX-R VDE	1212364	1			
Water pump pliers , with groove joint, grip areas with dual notching, acc. to VDE ISO 8976	black				UNIFOX-WP	1212365	1

UNIFOX cable binder tools for plastic and stainless steel cable binders



- Ergonomic tool for attaching and detaching cable binders in a single operation
- The infinitely adjustable tension force is indicated by a scale in the handle area
- When the tension force is reached, the remainder is automatically severed for a flush finish



		Ordering data		
Description		Type	Order No.	Pcs. / Pkt.
Cable binder pliers , for plastic cable binders with a width of 2.2 - 4.8 mm, for a material thickness of up to 1.6 mm		UNIFOX-CT 4,8	1212475	1
Ergonomically designed grip with comfortable tension force adjustment		UNIFOX-CT 4,8P	1212609	1
Cable binder pliers , for steel cable binders with a width of up to 7.9 mm, for a material thickness of up to 0.3 mm		UNIFOX-CT M 7,9	1212610	1

Hand tools

UNIFOX universal tools

- Compact, ergonomically shaped pliers
- 3 inserts for rivet diameter of 2.4 – 3.2 mm, 4 mm, and 4.8 – 5.0 mm
- Special rivets are available for fixing RW... and UW... high-current panel feed-through terminal blocks that are specifically designed for terminal blocks

Notes:
For high-current feed-through terminal blocks see Catalog 1.



Blind rivet pliers




Blind riveting with diameters of 2.4 to 5 mm



		Ordering data			Ordering data		
Description	Color	Type	Order No.	Pcs. / Pkt.	Type	Order No.	Pcs. / Pkt.
Blind rivet pliers	black	UNIFOX-RVT M	1212476	1			
Rivet , aluminum/steel, rivet diameter/length					RVT-AL/ST 2,4L/8	3240548	500
2.4/8 mm, for UW 4... terminal blocks	silver				RVT-AL/ST 3/6	3240504	500
3/6 mm	silver				RVT-AL/ST 3/8	3240505	500
3/8 mm	silver				RVT-AL/ST 3/10	3240506	500
3/10 mm	silver				RVT-AL/ST 3/12	3240507	500
3/12 mm, for UW 10..., UW 16..., and RW 5... terminal blocks	silver				RVT-AL/ST 3,2/6	3240509	500
3.2/6 mm	silver				RVT-AL/ST 3,2/8	3240510	500
3.2/8 mm	silver				RVT-AL/ST 3,2/10	3240511	500
3.2/10 mm	silver				RVT-AL/ST 3,2/12	3240512	500
3.2/12 mm	silver				RVT-AL/ST 4/6	3240513	500
4/6 mm	silver				RVT-AL/ST 4/8	3240514	500
4/8 mm	silver				RVT-AL/ST 4/10	3240515	500
4/10 mm	silver				RVT-AL/ST 4/12	3240516	500
4/12 mm	silver				RVT-AL/ST 4/14	3240517	500
4/14 mm, for UW 25... and RW 8... terminal blocks	silver				RVT-AL/ST 4,8/6	3240518	500
4.8/6 mm	silver				RVT-AL/ST 4,8/8	3240519	500
4.8/8 mm	silver				RVT-AL/ST 4,8/10	3240520	500
4.8/10 mm	silver				RVT-AL/ST 4,8/12	3240521	500
4.8/12 mm	silver				RVT-AL/ST 4,8/14	3240553	500
4.8/14 mm	silver				RVT-AL/ST 4,8/16	3240522	500
4.8/16 mm	silver						
		Accessories			Accessories		
Rivet nozzle , long, specially designed for 3240548 rivet		UNIFOX-RVT M/BIT 2,4L	1212477	1			

Cable duct cutter



- Easy, burr-free cutting with minimum effort thanks to the special cutting geometry and optimum leverage
- Non-slip ergonomic grip
- With spring reset
- 45° limit stop
- 75 mm cutting width



Dimensions	
	[mm]

General data	
Weight	[kg]

Description	Color
Cable duct cutter	black

Technical data		
Width	Length	Height
-	245	-
0.43		

Ordering data		
Type	Order No.	Pcs. / Pkt.
CUTFOX-CD	1212474	1

Cable duct cutters



- Leverage and special cutting geometry enables easy, burr-free cutting with minimum effort
- Grip protection for safety
- Metric measuring rail with adjustable limit stop
- 125 mm cutting width
- Material thickness of up to 2.5 mm



Dimensions	
	[mm]

General data	
Length of the measuring bar	[mm]
Length of the hand lever	[mm]

Description	Color
Cable duct cutters	black

Replacement blade, for PPS CD M	
Replacement counter support (grip protection), for PPS CD M	

Workbench, with plywood panel 700 x 1200 x 50 mm, without mounting screws and bore holes	
--	--


Technical data		
Width	Length	Height
285	280	290
1000		
500		

Ordering data		
Type	Order No.	Pcs. / Pkt.
PPS CD M	1207569	1

Accessories		
PPS CD BLADE	1207572	1
PPS CD M COHO	1208995	1
PPS TABLE	1206285	1

Hand tools

Profile cutters



- The PPS BASIC I/M is the lightweight version of the profile cutters. It can be used to process the popular NS 35/15, NS 35/7,5, and NS 15 types of EN DIN rail, as well as the NLS-CU 3/10 neutral busbar
- The PPS STANDARD ... and PPS CLASSIC ... can be equipped with two stamping bits for round holes or elongated holes
- The PPS CLASSIC ... is the best choice if hole formats are changed on a frequent basis. By simply folding open the upper part of the PPS..., the stamping bits can be changed in no time at all



DIN rail cutter

Applied for:
GOST

Dimensions	
	[mm]
General data	
Weight	[kg]
Length of the measuring bar	[mm]
Length of the hand lever	[mm]

Technical data		
Width	Length	Height
150	60	180

Description	Color
Profile cutter , for cutting standard DIN rails to length, NS 15 / NS 35/7,5 / NS 35/15, and for cutting the NLS-CU 3/10 neutral busbar to length, with inch/metric measuring rail	black
Profile cutter , for cutting and stamping holes in standard DIN rails, NS 15 / NS 32 / NS 35/7,5 / NS 35/15, and for cutting the NLS-CU 3/10 neutral busbar to length, can accommodate 2 stamping bits, with metric measuring rail, supplied without stamping bits	black
Same as before, but with inch/metric measuring rail	black
Profile cutter , for cutting and stamping holes in standard DIN rails, NS 15 / NS 32 / NS 35/7,5 / NS 35/15, and for cutting the NLS-CU 3/10 neutral busbar to length, can accommodate 2 stamping bits, stamping bits are easily interchangeable, with metric measuring rail, supplied without stamping bits	black
Same as before, but with inch/metric measuring rail	black

Ordering data		
Type	Order No.	Pcs. / Pkt.
PPS BASIC I/M	1207585	1

Stamping insert , for elongated holes, longitudinal: 3.5 x 12 mm 4.5 x 12 mm 5.5 x 12 mm 6.5 x 15 mm
Stamping insert , for elongated holes, transverse: 3.5 x 12 mm 4.5 x 12 mm 5.5 x 12 mm 6.5 x 15 mm
Stamping bit , for bore holes 3.8 mm Ø 4.3 mm Ø 5.3 mm Ø 6.4 mm Ø 7.0 mm Ø 8.4 mm Ø
Hydraulic cylinder , for connection to an existing hydraulic system, operating pressure of 160 – 220 bar, G 1/4" connection thread, with spring reset
Workbench , with plywood panel 700 x 1200 x 50 mm, without mounting screws and bore holes

Accessories		
Type	Order No.	Pcs. / Pkt.
PPS TABLE	1206285	1



DIN rail cutter with bore hole die



DIN rail cutter with piercer and quick change mechanism

Applied for:
GOST

Applied for:
GOST

Technical data		
Width	Length	Height
180	100	220
19	1000	1000

Technical data		
Width	Length	Height
250	100	230
19	1000	1000

Ordering data		
Type	Order No.	Pcs. / Pkt.
PPS STANDARD M	1206175	1
PPS STANDARD I/M	1206230	1


Ordering data		
Type	Order No.	Pcs. / Pkt.
PPS CLASSIC M	1206243	1
PPS CLASSIC I/M	1206256	1

Accessories		
PPS-ST (3,5X12)L	1203563	1
PPS-ST (4,5X12)L	1203534	1
PPS-ST (5,5X12)L	1202603	1
PPS-ST (6,5X15)L	1202593	1
PPS-ST (3,5X12)Q	1203550	1
PPS-ST (4,5X12)Q	1203547	1
PPS-ST (5,5X12)Q	1203411	1
PPS-ST (6,5X15)Q	1203408	1
PPS-ST (3,8)	1204892	1
PPS-ST (4,3)	1202616	1
PPS-ST (5,3)	1202629	1
PPS-ST (6,4)	1202632	1
PPS-ST (7,0)	1204889	1
PPS-ST (8,4)	1202726	1
PPS HYDRAULIC CYL	1208924	1
PPS TABLE	1206285	1

Accessories		
PPS-ST (3,5X12)L	1203563	1
PPS-ST (4,5X12)L	1203534	1
PPS-ST (5,5X12)L	1202603	1
PPS-ST (6,5X15)L	1202593	1
PPS-ST (3,5X12)Q	1203550	1
PPS-ST (4,5X12)Q	1203547	1
PPS-ST (5,5X12)Q	1203411	1
PPS-ST (6,5X15)Q	1203408	1
PPS-ST (3,8)	1204892	1
PPS-ST (4,3)	1202616	1
PPS-ST (5,3)	1202629	1
PPS-ST (6,4)	1202632	1
PPS-ST (7,0)	1204889	1
PPS-ST (8,4)	1202726	1
PPS TABLE	1206285	1

Hand tools

MICROFOX electronic pliers



Miniature precision pliers feature the following:

- Ergonomically designed two-component grip for fatigue-proof and non-slip use
- Manufactured from high-grade special tool steel
- Opening spring for uniform, smooth opening
- Through-connected joint for permanent stability and optimum distribution of force
- Mirror-polished and oiled metal surfaces, which provide maximum rust protection

Cutting pliers

- Additional inductive hardened cutting for long-term, stable cutting performance
- Precision-ground for exact cutting applications with minimum effort
- Various head shapes, even for areas that are difficult to access

Gripping and bending pliers

- Smooth grip to prevent damage to components when gripping and bending

Notes:

For technical data regarding cutting capacity, see www.phoenixcontact.net/products.




Diagonal cutter, with chamfer



Ordering data

Description	Type	Order No.	Pcs. / Pkt.
Electronic diagonal cutter , round head, with chamfer, with opening spring	MICROFOX-SB	1212489	1
Electronic diagonal cutter , tapered head, angled (21°), without chamfer, with opening spring	MICROFOX-SP	1212488	1
Electronic diagonal cutter , tapered head, without chamfer, with opening spring, non-reflective phosphate-treated surface, punched version	MICROFOX-SP-1	1212487	1
Electronic front cutter , without chamfer, with opening spring			
Electronic front cutter , 20° angle, without chamfer, with opening spring			
Electronic needle-nose pliers , smooth grip, with opening spring			
Electronic needle-nose pliers , 45° angle, smooth grip, with opening spring			
Electronic flat-nose pliers , smooth grip, with opening spring			
Electronic round-nose pliers , smooth grip, with opening spring			





Front cutter



Needle-nose pliers



Flat/round-nose pliers




Ordering data		
Type	Order No.	Pcs. / Pkt.
MICROFOX-E	1212494	1
MICROFOX-EO	1212495	1

Ordering data		
Type	Order No.	Pcs. / Pkt.
MICROFOX-P	1212491	1
MICROFOX-PC	1212492	1

Ordering data		
Type	Order No.	Pcs. / Pkt.
MICROFOX-F	1212493	1
MICROFOX-R	1212490	1

Hand tools

MICROFOX ESD electronic pliers



ESD MICROFOX pliers offer the following features:

- The special conductive plastic grip ensures slow and safe removal of electrostatic energy according to standards and directives such as DIN EN 61340-5
- Ergonomically designed two-component grip for fatigue-proof and non-slip use
- Manufactured from high-grade special tool steel
- Opening spring for uniform, smooth opening
- Screwed precision joint for permanent stability and optimum results
- Mirror-polished and phosphate-treated metal surfaces for optimum rust protection and no glare when working

Cutting pliers

- Additional inductive hardened cutting for long-term, stable cutting performance
- Precision-ground for exact cutting applications with minimum effort
- Various head shapes, even for areas that are difficult to access

Gripping and bending pliers

- Smooth grip to prevent damage to components when gripping and bending



Notes:

For technical data regarding cutting capacity, see www.phoenixcontact.net/products.



ESD diagonal cutter



Ordering data

Description	Type	Order No.	Pcs. / Pkt.
ESD electronic diagonal cutter, round head, without chamfer, with opening spring	MICROFOX-S ESD	1212480	1
ESD electronic front cutter, without chamfer, with opening spring			
ESD electronic needle-nose pliers, smooth grip, with opening spring			
ESD electronic needle-nose pliers, 45° angle, smooth grip, with opening spring			
ESD electronic flat-nose pliers, smooth grip, with opening spring			
ESD electronic round-nose pliers, smooth grip, with opening spring			



ESD front cutter



ESD needle-nose pliers



ESD flat/round-nose pliers



Ordering data		
Type	Order No.	Pcs. / Pkt.
MICROFOX-E ESD	1212485	1

Ordering data		
Type	Order No.	Pcs. / Pkt.
MICROFOX-P ESD	1212482	1
MICROFOX-PC ESD	1212483	1

Ordering data		
Type	Order No.	Pcs. / Pkt.
MICROFOX-F ESD	1212484	1
MICROFOX-R ESD	1212481	1

Hand tools

WIREFOX stripping tools

- Ergonomically shaped pliers
- WIREFOX ... stripping pliers are characterized by their mechanism that adjusts automatically to all kinds of insulation and conductor diameters
- Practical integrated wire cutter
- Highly adjustable limit stop for the stripping length

N



0.08 - 2.5 mm² conductor cross section



Conductor cross section of 0.1 - 4 mm² for special applications



		Technical data			Technical data		
Conductor/cable stripping range							
Conductor / cable	[mm ²] / AWG	0.08 - 2.5 / 28 - 12			0.1 - 4 / 28 - 12		
Stripping length up to ...	[mm]	15			18		
Wire cutter solid // stranded	[mm ²] / AWG	2.5 / 14 // 6 / 10			1.5 / 16 // 10 / 8		
		Ordering data			Ordering data		
Description	Color	Type	Order No.	Pcs. / Pkt.	Type	Order No.	Pcs. / Pkt.
Stripping tool , angled design, for cables and conductors with a cross section of 0.08 mm – 2.5 mm ² , self-adjusting, stripping length of up to 15 mm, cutting capacity: solid up to 2.5 mm ² , stranded up to 6 mm ²							
	Black	WIREFOX 2,5	1212368	1			
Stripping tool , angled shape, for cables and conductors (specifically also intended for rubber and other kinds of special insulation) from 0.1 mm – 4 mm ² , self-adjusting, stripping length of up to 18 mm, cutting capacity: solid up to 1.5 mm ² , stranded up to 10 mm ²							
	Black/green				WIREFOX-E 4	1212704	1
Stripping tool , angled shape, for cables and conductors (specifically also intended for short-circuit-proof cables) from 1.5 mm – 6 mm ² , self-adjusting, stripping length of up to 18 mm, cutting capacity: solid up to 1.5 mm ² , stranded up to 10 mm ²							
	Black/green						
Stripping tool , angled design, for cables and conductors from 0.02 mm – 10 mm ² , self-adjusting, stripping length of up to 18 mm, cutting capacity: solid up to 1.5 mm ² , stranded up to 10 mm ²							
	Black/green						
Stripping tool , angled design, for cables and conductors from 4 mm – 16 mm ² , self-adjusting, stripping length of up to 18 mm, cutting capacity: solid up to 1.5 mm ² , stranded up to 10 mm ²							
	Black/green						
		Accessories			Accessories		
Spare knife		WIREFOX 2,5/SB	1212369	1	WIREFOX 4/SB	1212151	1
Spare limit stop		WIREFOX 2,5/WS	1212370	1			



N

Conductor cross section of 1.5 - 6 mm², short-circuit-proof cables



N

0.02 - 10 mm² conductor cross section



N

4 - 16 mm² conductor cross section

Technical data
1.5 - 6 / 16 - 8
18
1.5 / 16 // 10 / 8

Technical data
0.02 - 10 / 34 - 8
18
1.5 / 16 // 10 / 8

Technical data
4 - 16 / 12 - 5
18
1.5 / 16 // 10 / 8

Ordering data		
Type	Order No.	Pcs. / Pkt.
WIREFOX-E 6SC	1212705	1

Ordering data		
Type	Order No.	Pcs. / Pkt.
WIREFOX-E 10	1212706	1

Ordering data		
Type	Order No.	Pcs. / Pkt.
WIREFOX-E 16	1212707	1

Accessories		
WIREFOX 6SC/SB	1212314	1

Accessories		
WIREFOX 10/SB	1212152	1

Accessories		
WIREFOX 16/SB	1212153	1

WIREFOX stripping tools



- Ergonomically shaped pliers
- WIREFOX ... stripping pliers are characterized by their mechanism that adjusts automatically to all kinds of insulation and conductor diameters
- Practical integrated wire cutter
- Highly adjustable limit stop for the stripping length



Conductor cross section of 0.1 - 4 mm² for special applications



Conductor/cable stripping range	
Conductor / cable	[mm ²] / AWG
Stripping length up to ...	[mm]
Wire cutter solid // stranded	[mm ²] / AWG

Technical data	
Conductor / cable	0.1 - 4 / 28 - 12
Stripping length up to ...	18
Wire cutter solid // stranded	1.5 / 16 // 10 / 8

Description	Color
Stripping tool , for cables and conductors (specifically also intended for rubber and other kinds of special insulation) with a cross section of 0.1 – 4 mm ² , self-adjusting, stripping length of up to 18 mm, cutting capacity: solid up to 1.5 mm ² , stranded up to 10 mm ²	Black/green
Stripping tool , for cables and conductors (specifically for short-circuit-proof cables) of 1.5 - 6 mm ² , self-adjusting, stripping length of up to 18 mm, cutting capacity: solid up to 1.5 mm ² , stranded up to 10 mm ²	Black/green
Stripping tool , for 0.02 - 10 mm ² cables and conductors, self-adjusting, stripping length up to 18 mm, cutting capacity: solid up to 1.5 mm ² , stranded up to 10 mm ²	Black/green
Stripping tool , for cables and conductors of 4 - 16 mm ² , self-aligned, stripping length up to 18 mm, cutting capacity: solid up to 1.5 mm ² , stranded up to 10 mm ²	Black/green

Ordering data		
Type	Order No.	Pcs. / Pkt.
WIREFOX 4	1212156	1

Spare knife

Accessories		
WIREFOX 4/SB	1212151	1



Conductor cross section of 1.5 - 6 mm², short-circuit-proof cables



0.02 - 10 mm² conductor cross section



4 - 16 mm² conductor cross section



Technical data		
1.5 - 6 / 16 - 8		
18		
1.5 / 16 // 10 / 8		

Technical data		
0.02 - 10 / 34 - 8		
18		
1.5 / 16 // 10 / 8		

Technical data		
4 - 16 / 12 - 5		
18		
1.5 / 16 // 10 / 8		

Ordering data		
Type	Order No.	Pcs. / Pkt.
WIREFOX 6SC	1212158	1

Ordering data		
Type	Order No.	Pcs. / Pkt.
WIREFOX 10	1212150	1

Ordering data		
Type	Order No.	Pcs. / Pkt.
WIREFOX 16	1212155	1

Accessories		
WIREFOX 6SC/SB	1212314	1

Accessories		
WIREFOX 10/SB	1212152	1

Accessories		
WIREFOX 16/SB	1212153	1

Hand tools

WIREFOX stripping tools

– WIREFOX ... stripping pliers are characterized by their mechanism that adjusts automatically to all kinds of insulation and conductor diameters



Conductor cross section of 6 - 16 mm², any stripping length



8 - 9 mm conductor diameter



		Technical data			Technical data		
Conductor/cable stripping range							
Conductor / cable		[mm ²] / AWG	6 - 16 / 10 - 5		- / -		
		Ordering data			Ordering data		
Description	Color	Type	Order No.	Pcs. / Pkt.	Type	Order No.	Pcs. / Pkt.
Stripping pliers , for cables and conductors with a cross section of 6 – 16 mm ² , self-adjusting, any stripping length, also suitable for sensor/actuator cables	black	WIREFOX 16-1	1212157	1			
Stripping pliers , for halogen-free sensor/actuator cables (SAC cables), with PUR and PVC insulation, for diameters from 4.4 mm to 7 mm, any stripping length	black	WIREFOX SAC	1212623	1			
Stripping pliers , for removing jackets from cables for cable cut-outs, cable tap-offs, and shield connections with a diameter of 8 - 9 mm, insulation thickness of up to 1.2 mm, stripping lengths of 20 mm and above	black				WIREFOX-D SHIELD	1212172	1
Stripping pliers , for 0.75 - 2.5 mm ² flat cables up to 15 mm wide, any stripping length	black						
Stripping pliers , for AS interface flat wires, any desired stripping length	black						
Stripping pliers , for stripping conductors with a cross section of up to 10 mm ² , VDE-tested	black						
Multifunction stripping tool , for removing the jacket from cables with a diameter of 8 to 13 mm, for stripping cables with a cross section of 0.2 to 10 mm ² , with full-fledged diagonal cutter, VDE 1000 V AC/1500 V DC tested	black						
		Accessories			Accessories		
Spare knife		WIREFOX 16-1/SB	1204944	1			



For flat cables



Conductor cross section of 0.2 - 10 mm², (VDE)



Multifunctional tool



Technical data		
0.75 - 2.5 / 18 - 12		

Technical data		
0.2 - 10 / 24 - 8		

Technical data		
0.2 - 10 / 24 - 8		

Ordering data		
---------------	--	--

Ordering data		
---------------	--	--

Ordering data		
---------------	--	--

Type	Order No.	Pcs. / Pkt.
WIREFOX FC	1212619	1
WIREFOX ASI	1212154	1

Type	Order No.	Pcs. / Pkt.
WIREFOX 10 VDE	1212366	1

Type	Order No.	Pcs. / Pkt.
WIREFOX-MP VDE	1212528	1

Accessories		
WIREFOX ASI/SB	1208076	1

Accessories		

Accessories		

WIREFOX stripping tools



- Large selection of precision stripping tools
- The right tool for every application
- Possible to strip conductors and cables with all kinds of insulation up to a diameter of 40 mm



Conductor diameter of 2.5 - 11 mm



Description	Color
Stripping tool , for stripping multicore signal, control, and fiber-glass wires of 2.5 – 11 mm Ø, insulation thickness up to 1 mm	black
Stripping tool , for stripping installation cables with 8 - 13 mm Ø, for example, NYM 3x1.5 mm ² to NYM 5x2.5 mm ² , single-wire stripping, 0.2 - 4 mm ² , with blade for lateral cutting and extendable knife	black
Stripping tool , for stripping cables (especially fiber optic cables) of 4 – 16 mm Ø	black
Stripping tool , for stripping wires of 8 – 28 mm Ø	black
Stripping tool , for stripping cables of 4,5 – 40 mm Ø, insulation strength up to 4.5 mm, swiveling knife for round, longitudinal and spiral cuts	black

Ordering data		
Type	Order No.	Pcs. / Pkt.
WIREFOX-D 11	1212160	1

Accessories	
Spare knife	

WIREFOX-D 11/SB	1212312	1
-----------------	---------	---



Conductor diameter of 8 - 13 mm



Conductor diameter of 4 - 40 mm



Ordering data		
Type	Order No.	Pcs. / Pkt.
WIREFOX-D 13	1212162	1

Ordering data		
Type	Order No.	Pcs. / Pkt.
WIREFOX-D 16	1212173	1
WIREFOX-D 28	1212174	1
WIREFOX-D 40	1212161	1

Accessories		

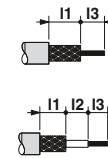
Accessories		
WIREFOX-D 40/SB	1212313	1

Hand tools

WIREFOX stripping tools



- Large selection of precision stripping tools
- The right tool for every application
- Possible to strip conductors and cables with all kinds of insulation up to a diameter of 40 mm



For coaxial cables,
conductor diameter of 2.5 - 7.6 mm




Ordering data

Description	Color	Type	Order No.	Pcs. / Pkt.
Stripping tool, for coaxial cables of 2.5 - 7.6 mm Ø				
2-stage, setting dimension l1 = 6.0 mm	black	WIREFOX-D CX-1	1212163	1
2-stage, setting dimension l1 = 9.2 mm	black	WIREFOX-D CX-2	1212164	1
2-stage, setting dimension l1 = 12 mm	black	WIREFOX-D CX-3	1212165	1
2-stage, setting dimension l1 = 6.8 mm	black	WIREFOX-D CX-4	1212166	1
3-stage, setting dimension l1 = 5.5 mm, l2 = 5.5 mm	black	WIREFOX-D CX-5	1212167	1
3-stage, setting dimension l1 = 2.7 mm, l2 = 8.3 mm	black	WIREFOX-D CX-6	1212168	1
3-stage, setting dimension l1 = 6.0 mm, l2 = 6.0 mm	black	WIREFOX-D CX-7	1212169	1
3-stage, setting dimension l1 = 2.5 mm, l2 = 6.8 mm	black	WIREFOX-D CX-8	1212170	1
3-stage, setting dimension l1 = 3.5 mm, l2 = 7.5 mm	black	WIREFOX-D CX-9	1212171	1
Stripping tool, for standard 2.5, 4, and 6 mm² solar cables, with 15 mm length stop, for SUNCLIX plug-in connectors	black			
Stripping tool, for 2.5 - 6 mm² solar cables, 8.5 mm stripping length, for MC3, MC4 and SOLARLOK contacts	black			
Stripping tool, for CATV type F, stripping length: 6.35 mm	black			

Accessories

Spare knife	WIREFOX-D CX-1/SB	1212303	1
	WIREFOX-D CX-2/SB	1212304	1
	WIREFOX-D CX-3/SB	1212305	1
	WIREFOX-D CX-4/SB	1212306	1
	WIREFOX-D CX-5/SB	1212307	1
	WIREFOX-D CX-6/SB	1212308	1
	WIREFOX-D CX-7/SB	1212309	1
	WIREFOX-D CX-8/SB	1212310	1
	WIREFOX-D CX-9/SB	1212311	1



N



For solar cables,
conductor cross section of 2.5 - 6 mm²



For coaxial cables, RG 59 and RG 6



Ordering data			Ordering data		
Type	Order No.	Pcs. / Pkt.	Type	Order No.	Pcs. / Pkt.
WIREFOX-D SR 6-1	1212511	1			
WIREFOX-D SR 6	1212507	1	WIREFOX-CX 6,35	1212733	1
Accessories			Accessories		

CRIMPHANDY - portable hand-held machine. Stripping and crimping in just one step.



Simply insert the conductor, ...



... stripping and crimping is carried out automatically, ...



... and you're done.



Easy operation thanks to the automatic stripping and crimping function. The device signals the operating states clearly by means of colored LEDs.



Automatic cross-section monitoring prevents faulty crimping as a result of incorrect cross sections. The device displays a corresponding message.



Quadratic crimping can be used for all terminal points and terminal shafts. Here the pull-out forces exceed the specified standard conditions.



Integrated magazine for ferrules in strip form. The automatic feed enables multiple conductors to be crimped one after another without interruption.



Easy to remove collecting chamber for discarded insulation. This guarantees a clean working environment. The device can therefore also be used inside the control cabinet.



Integrated lithium-ion polymer rechargeable battery for 2000 crimps. The fast charger provided charges the battery, which is easy to replace, in just 60 minutes.

Hand tools

CRIMPHANDY, portable hand-held machine, for a 1.0 mm² conductor cross section



The product innovation for switchgear manufacturing – the CRIMPHANDY. With this portable hand-held machine, you can strip and crimp your conductors in under two seconds – 75% less time than before.

- The matching reel ferrules are suitable for use on all modular terminal blocks, particularly those from the CLIPLINE complete system:
- UT screw connection terminal blocks
- ST spring-cage connection terminal blocks
- PT push-in connection terminal blocks
- COMBI plug-in connection solutions

Notes:
An application video can be found in the download area for the relevant product on our website at www.phoenixcontact.net/products.



N

1.0 mm² conductor cross section

Dimensions	
	[mm]
General data	
Weight	[kg]
Conductor	[mm ²]
Working cycle	[s]
Compression	

Technical data		
Width	Length	Height
42	200	67
0.43	1 - 1	2
		Square crimp

Description	
Portable hand-held machine, battery-powered , for ferrules, 1.0 mm ² , incl. battery and charger, 100 -240 V, in a robust aluminum case For standard PVC and PE conductors	

Ordering data		
Type	Order No.	Pcs. / Pkt.
CF CRIMPHANDY 1,0	1212465	1

Reel ferrules , 1.0 mm ² , 8 mm, with plastic sleeve, according to DIN 46228-4, red, 50 pieces per strip
--

Accessories		
Type	Order No.	Pcs. / Pkt.
AI 1,0-8 RD-S	1212523	50
CF CRIMPHANDY/ACCU	1212518	1
CF CRIMPHANDY/CHARGER	1212519	1

Replacement battery , for CF CRIMPHANDY..., Li-Ion 7.4 V, 0.76 Ah
--

Replacement charger , for CF CRIMPHANDY..., 100 - 240 V AC



CRIMPHANDY, portable hand-held machine, for a 1.5 mm² conductor cross section



The product innovation for switchgear manufacturing – the CRIMPHANDY. With this portable hand-held machine, you can strip and crimp your conductors in under two seconds – 75% less time than before.

- The matching reel ferrules are suitable for use on all modular terminal blocks, particularly those from the CLIPLINE complete system:
- UT screw connection terminal blocks
- ST spring-cage connection terminal blocks
- PT push-in connection terminal blocks
- COMBI plug-in connection solutions

Notes:

An application video can be found in the download area for the relevant product on our website at www.phoenixcontact.net/products.



1.5 mm² conductor cross section

Dimensions	
	[mm]
General data	
Weight	[kg]
Conductor	[mm ²]
Working cycle	[s]
Compression	

Technical data		
Width	Length	Height
42	200	67
0.43	1.5 - 1.5	2
		Square crimp

Description
Portable hand-held machine, battery-powered , for ferrules, 1.5 mm ² , incl. battery and charger, 100 - 240 V, in a robust aluminum case For standard PVC and PE conductors

Ordering data		
Type	Order No.	Pcs. / Pkt.
CF CRIMPHANDY 1,5	1212466	1

Reel ferrules , 1.5 mm ² , 8 mm, with plastic sleeve, according to DIN 46228-4, red, 50 pieces per strip
--

Accessories		
Type	Order No.	Pcs. / Pkt.
AI 1,5-8 BK-S	1212524	50
CF CRIMPHANDY/ACCU	1212518	1
CF CRIMPHANDY/CHARGER	1212519	1

Replacement battery , for CF CRIMPHANDY..., Li-ion 7.4 V, 0.76 Ah
--

Replacement charger , for CF CRIMPHANDY..., 100 - 240 V AC

CRIMPFOX crimping pliers for ferrules

N



0.25 - 2.5 mm² conductor cross section

- Extensive range of crimping pliers
- All ferrules can be optimally crimped with a minimum amount of effort even in the case of large conductor cross sections
- Consistently high crimping quality
- Unlockable pressure lock
- Marked die stations for precise processing of the relevant cross sections

CRIMPFOX 6S .../ ...T

- Self-adjusting die automatically adapts to the connector size
- Bound to impress thanks to the quick and reliable contact processing method
- Ergonomically designed handles ensure an optimum grip and help avoid fatigue when working

Application range	
Conductor	[mm ²] / AWG
Compression	

Technical data	
Conductor	0.25 - 2.5 / 24 - 12
Compression	Trapezoidal crimp

Description

Crimping pliers, compact pliers, for ferrules according to DIN 46228-1 and DIN 46228-4, unlockable pressure lock, lateral entry

Ordering data		
---------------	--	--

Type	Order No.	Pcs. / Pkt.
CRIMPFOX 2,5-M	1212719	1

Crimping pliers, for ferrules as per DIN 46228-1 and DIN 46228-4, five marked die stations, pressure lock can be released, lateral entry

Crimping pliers, compact pliers, for ferrules according to DIN 46228-1 and DIN 46228-4, unlockable pressure lock, lateral entry

Crimping pliers, for ferrules as per DIN 46228-1 and DIN 46228-4, self-adjusting die, pressure lock can be released, front entry

Replacement die

Accessories		
-------------	--	--

Replacement recuperating spring

CRIMPFOX/ SPR-1	1212069	1
-----------------	---------	---



0.25 - 6 mm² conductor cross section



0.25 - 6 mm² conductor cross section

N



0.5 - 6 mm² conductor cross section



Technical data		
0.25 - 6 / 24 - 10		
Trapezoidal crimp		

Ordering data		
Type	Order No.	Pcs. / Pkt.
CRIMPFOX 6	1212034	1

Accessories		
CRIMPFOX 6/DIE	1212035	1
CRIMPFOX/ SPR-3	1212036	1



Technical data		
0.25 - 6 / 24 - 10		
Trapezoidal crimp		

Ordering data		
Type	Order No.	Pcs. / Pkt.
CRIMPFOX 6-M	1212720	1

Accessories		
CRIMPFOX/ SPR-1	1212069	1

Technical data		
0.5 - 6 / 20 - 10		
Square crimp		

Ordering data		
Type	Order No.	Pcs. / Pkt.
CRIMPFOX 6S-F	1212043	1

Accessories		
CRIMPFOX/ SPR-3	1212036	1

CRIMPFOX crimping pliers for ferrules



- Extensive range of crimping pliers
- All ferrules can be optimally crimped with a minimum amount of effort even in the case of large conductor cross sections
- Consistently high crimping quality
- Unlockable pressure lock
- Marked die stations for precise processing of the relevant cross sections

CRIMPFOX 6S .../ ...T

- Self-adjusting die automatically adapts to the connector size
- Bound to impress thanks to the quick and reliable contact processing method
- Ergonomically designed handles ensure an optimum grip and help avoid fatigue when working



0.25 - 6 mm² conductor cross section



Application range	
Conductor	[mm ²] / AWG
Compression	

Technical data	
Conductor	0.25 - 6 / 24 - 10
Compression	Trapezoidal crimp

Description
Crimping pliers , for ferrules as per DIN 46228-1 and DIN 46228-4, self-adjusting die, pressure lock can be released, lateral entry

Ordering data		
Type	Order No.	Pcs. / Pkt.
CRIMPFOX 6T	1212037	1

Crimping pliers , for ferrules as per DIN 46228-1 and DIN 46228-4, self-adjusting die, pressure lock can be released, front entry
--

Crimping pliers , compact pliers, for ferrules according to DIN 46228-1 and DIN 46228-4, unlockable pressure lock, lateral entry

Replacement recuperating spring

Accessories		
Type	Order No.	Pcs. / Pkt.
CRIMPFOX/ SPR-1	1212069	1

N



0.25 - 6 mm² conductor cross section



4 - 10 mm² conductor cross section



Technical data		
0.25 - 6 / 24 - 10		
Trapezoidal crimp		

Ordering data		
Type	Order No.	Pcs. / Pkt.
CRIMPFOX 6T-F	1212038	1

Accessories		
CRIMPFOX/ SPR-1	1212069	1

Technical data		
4 - 10 / 12 - 8		
Trapezoidal crimp		

Ordering data		
Type	Order No.	Pcs. / Pkt.
CRIMPFOX 10	1212721	1

Accessories		
CRIMPFOX/ SPR-1	1212069	1

Hand tools

CRIMPFOX crimping pliers for ferrules

- These compact crimping pliers have been designed to reduce effort when working
- The way in which the handles and the die are arranged means that the ferrules can be fitted however the tool is held



0.14 - 10 mm² conductor cross section



0.14 - 6 mm² conductor cross section

Notes:
For matching ferrules, cable lugs, and flat plugs, see page 444 onwards.



Application range	
Conductor	[mm ²] / AWG
Compression	
Description	
Crimping pliers, for ferrules as per DIN 46228, 0.14 – 10 mm ² , pressure lock can be released, lateral entry	
Crimping pliers, for ferrules as per DIN 46228, 0.14 – 6 mm ² , pressure lock can be released, lateral entry	
Replacement recuperating spring	

Technical data		
0.14 - 10 / 25 - 7 Square crimp		
Ordering data		
Type	Order No.	Pcs. / Pkt.
CRIMPFOX 10S	1212045	1
Accessories		
CRIMPFOX/SPR-2	1212047	1



Technical data		
0.14 - 6 / 25 - 10 HEX crimp		
Ordering data		
Type	Order No.	Pcs. / Pkt.
CRIMPFOX 6H	1212046	1
Accessories		
CRIMPFOX/SPR-2	1212047	1

CRIMPFOX crimping pliers for ferrules

- These crimping pliers can be used to process ferrules measuring up to 50 mm²
- Ergonomically designed handles ensure an optimum grip and reduce the amount of force required by 25 percent

Notes:
For matching ferrules, cable lugs, and flat plugs, see page 444 onwards.



10 - 25 mm² conductor cross section



35 - 50 mm² conductor cross section



Technical data	
Conductor	10 - 25 / 8 - 4
Compression	WM crimp

Ordering data		
Type	Order No.	Pcs. / Pkt.
CRIMPFOX 25R	1212039	1

Accessories		
CRIMPFOX 25R/DIE	1212040	1
CRIMPFOX/ SPR-1	1212069	1



Technical data	
Conductor	35 - 50 / 2 - 1
Compression	WM crimp

Ordering data		
Type	Order No.	Pcs. / Pkt.
CRIMPFOX 50R	1212041	1

Accessories		
CRIMPFOX 50R/DIE	1212042	1
CRIMPFOX/ SPR-1	1212069	1

Application range	
Conductor	[mm ²] / AWG
Compression	

Description
Crimping pliers , for ferrules as per DIN 46228-1 and DIN 46228-4, three marked die stations, pressure lock can be released, lateral entry
Crimping pliers , for ferrules as per DIN 46228-1 and DIN 46228-4, two marked die stations, pressure lock can be released, lateral entry

Replacement die
Replacement recuperating spring

Hand tools

CRIMPFOX crimping pliers for cable lugs and connectors

- Unlockable pressure lock
- They unlock as soon as the required crimping pressure is attained, thus ruling out the possibility of too little pressure
- The color coded dies clearly indicate the cross section

Notes:
 For matching ferrules, cable lugs, and flat plugs, see page 444 onwards.
 For replacement dies and retaining springs, go to the product area on the website at www.phoenixcontact.net/products.



0.14 - 1 mm² conductor cross section



0.75 - 2.5 mm² conductor cross section

Application range	
Conductor	[mm ²] / AWG
Compression	
Description	
Crimping pliers, for insulated cable lugs (light green, red), three marked die stations, pressure lock can be released, lateral entry	
Crimping pliers, compact pliers, for insulated cable lugs (light green, red), three marked die stations, unlockable pressure lock, lateral entry	
Crimping pliers, for insulated cable lugs (red, blue), two marked die stations, pressure lock can be released, lateral entry	
Crimping pliers, compact pliers, for insulated cable lugs (red, blue), two marked die stations, unlockable cable lug, lateral entry	
Crimping pliers, for symmetrical insulated cable lugs (red, blue, yellow), three marked die stations, pressure lock can be released, lateral entry	
Crimping pliers, compact pliers, for symmetrical insulated cable lugs (red, blue, yellow), three marked die stations, unlockable pressure lock, lateral entry	
Crimping pliers, compact pliers, for symmetrical insulated DIN cable lugs (red, blue, yellow), three marked die stations, unlockable pressure lock, lateral entry	
Crimping pliers, for asymmetrical insulated cable lugs (red, blue, yellow), three marked die stations, pressure lock can be released, lateral entry	
Crimping pliers, compact pliers, for fully insulated butt connectors (red, blue, yellow), three marked die stations, unlockable pressure lock, lateral entry	

Technical data		
0.14 - 1 / 26 - 18 Oval crimp		
Ordering data		
Type	Order No.	Pcs. / Pkt.
CRIMPFOX-RCI 1	1212055	1
CRIMPFOX-RCI 1-M	1212727	1

Technical data		
0.75 - 2.5 / 20 - 14 Oval crimp		
Ordering data		
Type	Order No.	Pcs. / Pkt.
CRIMPFOX-RCI 2,5	1212053	1
CRIMPFOX-RCI 2,5-M	1212728	1



0.75 - 6 mm² conductor cross section



0.75 - 6 mm² conductor cross section



0.5 - 6 mm² conductor cross section



Technical data
0.75 - 6 / 20 - 10 Oval crimp

Technical data
0.75 - 6 / 20 - 10 Oval crimp

Technical data
0.5 - 6 / 20 - 10 Oval crimp

Ordering data

Ordering data

Ordering data

Type	Order No.	Pcs. / Pkt.
CRIMPFOX-RCI 6	1212057	1
CRIMPFOX-RCI 6-M	1212730	1
CRIMPFOX-RCI DIN 6	1212729	1

Type	Order No.	Pcs. / Pkt.
CRIMPFOX-RCI 6-1	1212059	1

Type	Order No.	Pcs. / Pkt.
CRIMPFOX-HS 6	1212722	1

Hand tools

CRIMPFOX crimping pliers for uninsulated cable lugs

- For processing uninsulated cable lugs
- Compact and lightweight design
- Unlockable pressure lock
- Marked die stations for precise processing of the relevant cross sections

Notes:
 For matching ferrules, cable lugs, and flat plugs, see page 444 onwards.
 For replacement dies and retaining springs, visit www.phoenixcontact.net/products.



0.75 - 2.5 mm² conductor cross section



0.5 - 6 mm² conductor cross section

N



Application range		Technical data			Technical data		
Conductor	[mm ²] / AWG	0.75 - 2.5 / 22 - 14	Indent crimp		0.5 - 6 / 20 - 10	Indent crimp	
Compression							
Description		Ordering data			Ordering data		
Crimping pliers, for uninsulated cable lugs, three marked die stations, pressure lock can be released, lateral entry		Type	Order No.	Pcs. / Pkt.	Type	Order No.	Pcs. / Pkt.
Crimping pliers, compact pliers, for uninsulated cable lugs, three marked die stations, unlockable pressure lock, lateral entry		CRIMPFOX-RC 2,5	1212063	1			
Crimping pliers, compact pliers, for uninsulated cable lugs, two marked die stations, unlockable pressure lock, lateral entry		CRIMPFOX-RC 2,5-M	1212723	1			
Crimping pliers, for uninsulated cable lugs, two marked die stations, unlockable pressure lock, lateral entry					CRIMPFOX-RC 6-M	1212724	1
Crimping pliers, for uninsulated cable lugs, three marked die stations, unlockable pressure lock, lateral entry							

Z



0.5 - 6 mm² conductor cross section



4 - 10 mm² conductor cross section



10 - 25 mm² conductor cross section



Technical data
0.5 - 6 / 20 - 10 Indent crimp

Technical data
4 - 10 / 12 - 8 Indent crimp

Technical data
10 - 25 / 8 - 4 Indent crimp

Ordering data		
Type	Order No.	Pcs. / Pkt.
CRIMPFOX-RC 6	1212710	1

Ordering data		
Type	Order No.	Pcs. / Pkt.
CRIMPFOX-RC 10	1212061	1

Ordering data		
Type	Order No.	Pcs. / Pkt.
CRIMPFOX-RC 25	1212065	1

Hand tools

CRIMPFOX crimping pliers for uninsulated tube lugs

- For processing uninsulated tube lugs
- Compact and lightweight design
- Unlockable pressure lock
- Consistently high crimping quality
- Ergonomically designed handles ensure an optimum grip and help avoid fatigue when working



N



N

4 - 16 mm² conductor cross section

10 - 70 mm² conductor cross section

		Technical data			Technical data		
Application range							
Conductor	[mm ²] / AWG	4 - 16 / 4 - 12			10 - 70 / 8 - 00		
Compression		Indent crimp			Indent crimp		
		Ordering data			Ordering data		
Description		Type	Order No.	Pcs. / Pkt.	Type	Order No.	Pcs. / Pkt.
Crimping pliers, for standard, uninsulated tube lugs, three marked die stations		CRIMPFOX-RCT 16	1212731	1			
Crimping pliers, for standard, uninsulated tube lugs, three marked die stations, unlockable pressure lock, lateral entry, 10 - 25 mm ² conductor cross section, crimping: HEX crimp					CRIMPFOX-RCT 25-1	1212066	1
Crimping pliers, for standard, uninsulated tube lugs, with rotatable die, 5 stations, 10 - 70 mm ² conductor cross section					CRIMPFOX-RCT 70	1212732	1

CRIMPFOX basic pliers, for accommodating various crimp inserts

- Universal crimping pliers up to 120 mm²
- Wide variety of available dies
- Easily foldable jaw holders mean that the dies can be changed quickly
- A mechanical drive system keeps the level of force required to an absolute minimum



For dies up to 50 mm²



For dies up to 120 mm²

Notes:

For matching ferrules, cable lugs, and flat plugs, see page 444 onwards.

For more dies, see www.phoenixcontact.net/products.



Description	Ordering data			Type	Ordering data		
	Type	Order No.	Pcs. / Pkt.		Type	Order No.	Pcs. / Pkt.
Basic pliers , with ratchet function, for accommodating dies for various contacts Up to 50 mm ² Two-hand operation of up to 120 mm ²	CRIMPFOX-C50	1212340	1	CRIMPFOX-C120	1212318	1	
Accessories				Accessories			
Upper part of die , for ferrules 50 mm ² , 70 mm ² , trapezoidal crimp For 95 mm ² Lower part of die , for ferrules 50 mm ² , trapezoidal crimp For 70 mm ² For 95 mm ² Die (pair) , for insulated cable lugs, 10 mm ² , oval crimp For 16 mm ² For 25 mm ² For 35 mm ² Die upper part , for uninsulated cable lugs, (DIN 46234) 6 - 35 mm ² , indent crimp For 6 - 70 mm ² Die lower part , for uninsulated cable lugs, 25 mm ² , indent crimp For 35 mm ² For 10, 16, 25, 35 mm ² For 6, 50 mm ² For 10, 70 mm ² Die (pair) , for copper tube lugs, 35 mm ² , WM crimp For 16, 35 mm ² For 50 mm ² For 25, 50 mm ² For 10, 70 mm ² For 95 mm ² For 120 mm ² Pre-round die (pair) , for sector cable, 25, 35 mm ² For 35, 50 mm ² For 50, 70 mm ² For 25, 50 mm ² For 35, 70 mm ² For 95 mm ²	CRIMPFOX-C50 RCI 10/DIE CRIMPFOX-C50 RCI 16/DIE CRIMPFOX-C50 RCI 25/DIE CRIMPFOX-C50 RC 35/M-DIE CRIMPFOX-C50 RC 25/F-DIE CRIMPFOX-C50 RC 35/F-DIE CRIMPFOX-C50 RCT 35-1/DIE CRIMPFOX-C50 RCT 50-1/DIE CRIMPFOX-C50 R25-35/DIE CRIMPFOX-C50 R35-50/DIE CRIMPFOX-C50 R50-70/DIE	1212346 1212347 1212348 1212343 1212344 1212345 1212341 1212342 1212349 1212350 1212351	1 1 1 1 1 1 1 1 1 1 1	CRIMPFOX-C120 AI 70/M-DIE CRIMPFOX-C120 AI 95/M-DIE CRIMPFOX-C120 AI 50/F-DIE CRIMPFOX-C120 AI 70/F-DIE CRIMPFOX-C120 AI 95/F-DIE CRIMPFOX-C120 RCI 10/DIE CRIMPFOX-C120 RCI 16/DIE CRIMPFOX-C120 RCI 25/DIE CRIMPFOX-C120 RCI 35/DIE CRIMPFOX-C120 RC 70/M-DIE CRIMPFOX-C120 RC 35/F-DIE CRIMPFOX-C120 RC 50/F-DIE CRIMPFOX-C120 RC 70/F-DIE CRIMPFOX-C120 RCT 35-1/DIE CRIMPFOX-C120 RCT 50-1/DIE CRIMPFOX-C120 RCT 70-1/DIE CRIMPFOX-C120 RCT 95-1/DIE CRIMPFOX-C120 RCT 120-1/DIE CRIMPFOX-C120 R25-50/DIE CRIMPFOX-C120 R35-70/DIE CRIMPFOX-C120 R95/DIE	1212335 1212336 1212337 1212338 1212339 1212327 1212328 1212329 1212330 1212331 1212332 1212333 1212334 1212320 1212321 1212319 1212322 1212323 1212324 1212325 1212326	1 1 1 1 1 1 1 1 1 1 1 1 1 1 1	

Hand tools

CRIMPFOX crimping pliers for uninsulated slip-on sleeves

- For processing uninsulated flat plugs and slip on sleeves with a cross section of up to 6 mm²
- Unlockable pressure lock
- Consistently high crimping quality
- Marked die stations for precise processing of the relevant cross sections

Notes:
For matching ferrules, cable lugs, and flat plugs, see page 444 onwards.



0.1 - 1.5 mm² conductor cross section



0.1 - 1.5 mm² conductor cross section

N



		Technical data			Technical data		
Application range							
Conductor	[mm ²] / AWG	0.1 - 1.5 / 26 - 16			0.1 - 1.5 / 26 - 16		
Compression		B crimp			B crimp		
		Ordering data			Ordering data		
Description	Color	Type	Order No.	Pcs. / Pkt.	Type	Order No.	Pcs. / Pkt.
Crimping pliers , for 2.8 / 4.8 / 6.3 mm uninsulated slip-on sleeves, three marked die stations, unlockable pressure lock, lateral entry							
Crimping pliers , compact pliers, for uninsulated slip-on sleeves, 2.8 / 4.8 / 6.3 mm, three marked die stations, unlockable pressure lock, lateral entry		CRIMPFOX-SC 1,5	1212048	1			
Crimping pliers , for 2.8 / 4.8 / 6.3 mm uninsulated slip-on sleeves, three marked die stations, unlockable pressure lock, lateral entry					CRIMPFOX-SC 1,5-M	1212725	1
	black						
Crimping pliers , for 2.8 / 4.8 / 6.3 mm uninsulated slip-on sleeves, three marked die stations, unlockable pressure lock, lateral entry, incl. positioning tool							
	black						
Crimping pliers , compact pliers, for angled, uninsulated slip-on sleeves, marked die station, unlockable pressure lock, lateral entry							
		Accessories			Accessories		
Replacementdie		CRIMPFOX-SC 1,5/DIE	1212049	1			
Replacement recuperating spring		CRIMPFOX/ SPR-3	1212036	1	CRIMPFOX/ SPR-1	1212069	1



0.5 - 6 mm² conductor cross section



0.5 - 6 mm² conductor cross section



For angled slip-on sleeves,
1.0 - 2.5 mm² conductor cross section



Technical data		
0.5 - 6 / 22 - 10		
B crimp		

Technical data		
0.5 - 6 / 22 - 10		
B crimp		

Technical data		
1 - 2.5 / 18 - 14		
B crimp		

Ordering data		
Type	Order No.	Pcs. / Pkt.
CRIMPFOX-SC 6	1212050	1

Ordering data		
Type	Order No.	Pcs. / Pkt.
CRIMPFOX-SC 6L	1212052	1

Ordering data		
Type	Order No.	Pcs. / Pkt.
CRIMPFOX-SCA 2,5-M	1212726	1

Accessories		
CRIMPFOX-SC 6/DIE	1212051	1
CRIMPFOX/ SPR-1	1212069	1

Accessories		
CRIMPFOX-SC 6/DIE	1212051	1
CRIMPFOX/ SPR-1	1212069	1

Accessories		
CRIMPFOX/ SPR-1	1212069	1

Hand tools

CRIMPFOX crimping pliers for turned contacts

- Crimping pliers for processing turned contacts of up to 10 mm²
- The integrated positioning tool ensures that the contacts are perfectly aligned in the die
- Marked die stations for precise processing of the relevant cross sections



0.5 - 4 mm² conductor cross section



Application range		Technical data		
Conductor	[mm ²] / AWG	0,5 - 4 / 22 - 12		
Compression		Square crimp		
Description		Ordering data		
<p>Crimping pliers, for turned contacts with a pin diameter of 1.6 / 2.5 / 4.0 mm</p> <p>- For CK1,6-ED ... , CK2,5-ED..., CK4,0-E D... 0,5-4 mm² turned contacts</p> <p>For conductor cross sections of 6 – 10 mm²</p>		Type	Order No.	Pcs. / Pkt.
		CRIMPFOX-TC 4	1212113	1
		CRIMPFOX-TC 10	1212114	1
Replacement die		Accessories		
- For CRIMPFOX-TC 4		CRIMPFOX-TC 4/DIE	1212295	1
- For CRIMPFOX-TC 10		CRIMPFOX-TC 10/DIE	1212296	1
Replacement recuperating spring		CRIMPFOX/ SPR-1	1212069	1

CRIMPFOX four-mandrel crimping pliers for turned contacts, with digital display

- Crimping pliers for processing turned contacts of up to 2.5 mm²
- The integrated positioning tool ensures that the contacts are perfectly aligned in the die
- Marked die stations for precise processing of the relevant cross sections



Conductor cross sections up to 2.5 mm²



Application range

Conductor	[mm ²] / AWG	0.08 - 2.5 / 28 - 13
Compression		Four-mandrel crimping

Technical data

0.08 - 2.5 / 28 - 13
Four-mandrel crimping

Description

Crimping pliers, for turned contacts, universal cross section setting, up to a maximum of 2.5 mm², digital display with 0.01 mm increments, unlockable pressure lock, lateral entry, including positioning tool

Ordering data

Type	Order No.	Pcs. / Pkt.
CRIMPFOX-TC MP	1212510	1

Hand tools

CRIMPFOX crimping pliers for coaxial connectors

- CRIMPFOX-CX... are crimping pliers for processing coaxial connectors
- Unlockable pressure lock
- Lateral conductor entry

Notes:
For replacement dies and retaining springs, go to the product area on the website at www.phoenixcontact.net/products.



	Technical data			Technical data		
Application range	HEX crimp			HEX crimp		
Compression						
	Ordering data			Ordering data		
Description	Type	Order No.	Pcs. / Pkt.	Type	Order No.	Pcs. / Pkt.
Crimping pliers, for: Coaxial connector 1.69 mm, 3.25 mm, 4.52 mm, three marked die stations, pressure lock can be released, lateral entry, hex crimp	CRIMPFOX-CX 4,52	1212094	1			
Crimping pliers, compact pliers, coaxial plug-in connectors, 1.69 mm, 3.25 mm, 4.52 mm, three marked die stations, unlockable pressure lock, lateral entry, Hex crimp				CRIMPFOX-CX 4,52-M	1212713	1
Crimping pliers, compact pliers, coaxial plug-in connectors, 1.69 mm, 5.41 mm, 6.48 mm, three marked die stations, unlockable pressure lock, lateral entry, Hex crimp				CRIMPFOX-CX 6,48-M	1212714	1
Crimping pliers, for: coaxial plug-in connectors, 1.69 mm, 5.41 mm, 6.48 mm, three marked die stations, unlockable pressure lock, lateral entry, Hex crimp	CRIMPFOX-CX 6,48	1212095	1			
Crimping pliers, compact pliers, coaxial plug-in connectors, 0.7 mm, 1.07 mm, 1.69 mm, 3.25 mm, 4.52 mm, 5.41 mm, six marked die stations, unlockable pressure lock, lateral entry, Hex crimp				CRIMPFOX-CX 5,41-M	1212712	1
Crimping pliers, for: coaxial plug-in connectors, 1.73 mm, 8.23 mm, 9.14 mm, three marked die stations, unlockable pressure lock, lateral entry	CRIMPFOX-CX 9,14	1212096	1			
Crimping pliers, for: coaxial plug-in connectors, 2.54 mm, 10.54 mm, two marked die stations, unlockable pressure lock, lateral entry	CRIMPFOX-CX 10,54	1212097	1			
Crimping pliers, for: coaxial plug-in connectors, 2.54 mm, 10.90 mm, two marked die stations, unlockable pressure lock, lateral entry	CRIMPFOX-CX 10,90	1212098	1			
Crimping pliers, compact pliers, coaxial plug-in connectors, 1.69 mm, 2.54 mm, 5.41 mm, 10.90 mm, four marked die stations, unlockable pressure lock, lateral entry				CRIMPFOX-CX 10,90-1	1212715	1
Crimping pliers, compact pliers, coaxial plug-in connectors, HDTV, BNC, TNC, 1.04 mm, 4.52 mm, 6.48 mm, 7.06 mm, four marked die stations, unlockable pressure lock, lateral entry				CRIMPFOX-CX 7,06 HD-M	1212718	1

CRIMPFOX crimping pliers for coaxial CATV plug-in connectors

- CRIMPFOX-CATV... are crimping pliers for processing coaxial CATV plug-in connectors
- Unlockable pressure lock
- Lateral conductor entry



For 1.69 mm, 8.23 mm



For 6.65 mm, 8.23 mm, 9.70 mm



Application range

Compression

Description

Crimping pliers, for CATV connectors, RG 6.59, 1.69 mm, 8.23 mm, two marked die stations, unlockable pressure lock, lateral entry

Crimping pliers, for CATV connectors, 6.65 mm, 8.23 mm, 9.70 mm, three marked die stations, unlockable pressure lock, lateral entry

Technical data

HEX crimp

Ordering data

Type	Order No.	Pcs. / Pkt.
CRIMPFOX-CATV 8,23	1212716	1

Technical data

HEX crimp

Ordering data

Type	Order No.	Pcs. / Pkt.
CRIMPFOX-CATV 8,23-1	1212717	1

CRIMPFOX crimping pliers for D-SUB, coaxial, and fiber optic plug-in connectors

- CRIMPFOX-FO is a set of crimping pliers for processing fiber optic connectors
- Unlockable pressure lock
- Lateral conductor entry

Notes:

For replacement dies and retaining springs, go to the product area on the website at www.phoenixcontact.net/products.



Crimping pliers, for D-SUB contacts



Crimping pliers, for fiber optic connectors

Application range

Compression

Description

Crimping pliers

- For rolled D-SUB contacts, high-density, 0.08 mm² - 0.5 mm², incl. contact locator

- For rolled D-SUB contacts, standard, 0.05 mm² - 0.5 mm², incl. contact locator

Crimping pliers, for fiber optic connector, 3.25 mm, 3.84 mm, 4.52 mm, 5.0 mm, 5.41 mm, five marked die stations, pressure lock can be released, lateral entry

Technical data

B crimp

Ordering data

Type	Order No.	Pcs. / Pkt.
CRIMPFOX-DSUB 5	1212111	1
CRIMPFOX-DSUB 5-1	1212711	1

Technical data

HEX crimp

Ordering data

Type	Order No.	Pcs. / Pkt.
CRIMPFOX-FO 5,41	1212099	1

Hand tools

CRIMPFOX crimping pliers for solar connectors



- Safe crimping of MC3 and MC4 solar connectors from Multi-Contact and SOLARLOK connectors from Tyco
- Ergonomically designed grip
- Optimized mechanical transmission reduces the force required by up to 25 percent



2.5 - 6 mm² conductor cross section



Ordering data

Ordering data		
Type	Order No.	Pcs. / Pkt.
Crimping pliers , square crimp, for MC3 solar connectors, 2.5 – 6 mm ² , unlockable pressure lock, lateral entry, with three marked die stations		
Crimping pliers , B-crimp, for MC4 solar connectors, 2.5 – 6 mm ² , unlockable pressure lock, lateral entry, with three marked die stations		
Crimping pliers , square crimp, for SOLARLOK solar connectors, 2.5 – 6 mm ² , unlockable pressure lock, lateral entry, with three marked die stations		
CRIMPFOX-SR 6-1	1212467	1
CRIMPFOX-SR 6-2	1212468	1
CRIMPFOX-SR 6-3	1212469	1

CRIMPFOX crimping pliers for socket contacts



- Crimping pliers, for crimping conductors to the STG-MTN socket contacts of the module
- Optimized mechanical transmission reduces the force required by up to 25 percent
- Four different die stations



0.5 - 2.5 mm² conductor cross section



Ordering data

Type	Order No.	Pcs. / Pkt.
CRIMPFOX MT 2,5	1204038	1

Accessories

CRIMPFOX MT 2,5 DIE	1208050	1
---------------------	---------	---

Description

Crimping pliers, for rolled contacts 0.5 – 2.5 mm², four labeled countersunk stations, unlockable pressure lock, side entry, for STG–MTN module and socket contacts too

Replacement die

Hand tools

CRIMPFOX universal pliers for accommodating various crimp inserts



- One of the key features of the CRIMPFOX-M crimping pliers is the way the crimp inserts can be quickly replaced without the need for tools
- The variety of inserts makes it a space-saving universal tool for all applications

Notes:

For more crimping dies for ferrules, cable lugs, slip-on sleeves, turned contacts, coaxial, RJ45, and RJ11 plugs, visit www.phoenixcontact.net/products.



Basic pliers



Ordering data

Description
Basic pliers , for accommodating dies for various contact types, pressure lock can be unlocked, lateral entry
Crimping pliers set , consisting of CRIMPFOX-M and dies 1212074, 1212079, 1212080, 1212081

Type	Order No.	Pcs. / Pkt.
CRIMPFOX-M	1212072	1
CRIMPFOX-M SET	1212093	1



Dies for the CRIMPFOX universal pliers

Notes:

For more crimping dies for ferrules, cable lugs, slip-on sleeves, turned contacts, coaxial, RJ45, and RJ11 plugs, visit www.phoenixcontact.net/products.



Dies for CRIMPFOX-M



Ordering data

Description	Type	Order No.	Pcs. / Pkt.
Die , for MC3 solar connectors, lateral entry, 2.5 - 6 mm ²	CRIMPFOX-M SR 6-1/DIE	1212471	1
For MC4 solar connectors, lateral entry, 2.5 - 6 mm ²	CRIMPFOX-M SR 6-2/DIE	1212472	1
For SOLARLOK solar connectors, lateral entry, 2.5 - 6 mm ²	CRIMPFOX-M SR 6-3/DIE	1212473	1
Die , for ferrules, 0.25 - 10 mm ²	CRIMPFOX-M 10/DIE	1212080	1
For 16 - 25 mm ²	CRIMPFOX-M 25/DIE	1212081	1
For 35 - 50 mm ²	CRIMPFOX-M 50/DIE	1212082	1
Die , for insulated cable lugs, 0.5 - 1.5 mm ² and 1.5 - 2.5 mm ²	CRIMPFOX-M RCI 2,5/DIE	1212074	1
For insulated cable lugs, 0.1 - 4 mm ² and 4 - 6 mm ²	CRIMPFOX-M RCI 6/DIE	1212073	1
Die , for uninsulated cable lugs, 0.75 - 2.5 mm ²	CRIMPFOX-M RC 2,5/DIE	1212078	1
For 0.5 - 6 mm ²	CRIMPFOX-M RC 6/DIE	1212079	1
For 4 - 6 and 10 mm ²	CRIMPFOX-M RC 10-1/DIE	1212744	1
For 4 - 10 mm ²	CRIMPFOX-M RC 10/DIE	1212077	1
Die , for uninsulated slip-on sleeves, 0.1 - 1 mm ²	CRIMPFOX-M SC 1/DIE	1212083	1
For 0.5 - 2.5 mm ²	CRIMPFOX-M SC 2,5/DIE	1212084	1
For 0.5 - 6 mm ²	CRIMPFOX-M SC 6/DIE	1212085	1
with wide, flat crimp for 0.5 - 6 mm ²	CRIMPFOX-M SC 6-FL/DIE	1212741	1
For angled slip-on sleeves, for 6.3 mm, 1.0 - 2.5 mm ²	CRIMPFOX-M SCA 2,5/DIE	1212742	1
For angled slip-on sleeves, for 8 mm, 1.0 - 2.5 mm ²	CRIMPFOX-M SCA 2,5-1/DIE	1212743	1
Die , For turned contacts with pin diameters 2.5 mm and 4.0 mm (CK 2,5..., CK 4,0), cross section 0.14 - 4 mm ²	CRIMPFOX-M TC 4/DIE	1212075	1
For turned contacts with pin diameter 4 mm (CK 4,0...), cross section 6 - 10 mm ²	CRIMPFOX-M TC 10/DIE	1212076	1
Die , for RG 174, RG 179, BNC, TNC coaxial connectors	CRIMPFOX-M CX-1/DIE	1212087	1
For RG 58, RG 59, RG 62, RG 71, BNC, TNC	CRIMPFOX-M CX-2/DIE	1212088	1
For CATV RG 6,59	CRIMPFOX-M CX-3/DIE	1212089	1
For BNC, TNC, RG6, 1.73, 6.48, 8.23 mm	CRIMPFOX-M CX-4/DIE	1212745	1
For BNC, TNC, 0.70, 3.25, 3.85 mm	CRIMPFOX-M CX-5/DIE	1212746	1
For BNC, TNC, 1.07, 6.48, 8.23 mm	CRIMPFOX-M CX-6/DIE	1212747	1
For BNC, TNC, 1.72, 5.41 mm	CRIMPFOX-M CX-7/DIE	1212748	1
For BNC, TNC, 1.72, 8.23 mm	CRIMPFOX-M CX-8/DIE	1212749	1
Die , for unshielded RJ45 plugs	CRIMPFOX-M RJ45/DIE	1212090	1
For unshielded RJ11 plugs	CRIMPFOX-M RJ11/DIE	1212091	1
Die , for shrink connectors, 0.1 - 0.4 mm ² green and 4 - 6 mm ² yellow	CRIMPFOX-M HS-1/DIE	1212282	1
Die , for shrink connectors, 0.5 - 1.5 mm ² red and 1.5 - 2.5 mm ² blue	CRIMPFOX-M HS/DIE	1219092	1

Hand tools

CRIMPFOX universal pliers for accommodating various dies for data plugs

- One of the key features of the CRIMPFOX-C D crimping pliers is the way the crimp inserts can be quickly replaced without the need for tools
- The variety of inserts makes them a space-saving universal tool for data plug applications



N

Basic pliers

Description	Ordering data		
	Type	Order No.	Pcs. / Pkt.
Basic pliers , for accommodating dies for various contact types, pressure lock can be unlocked, lateral entry	CRIMPFOX-C D	1212734	1
Die , for unshielded RJ11 plugs			
Die , for unshielded RJ22 plugs			
Die , for unshielded RJ45 plugs			
Die , for unshielded RJ45 plugs, universal			
Die , 10-pos.			
Die , for DEC MML plugs			

N



Die for CRIMPFOX-C D

Ordering data

Type	Order No.	Pcs. / Pkt.
CRIMPFOX-C RJ11/DIE	1212735	1
CRIMPFOX-C RJ22/DIE	1212736	1
CRIMPFOX-C RJ45/DIE	1212737	1
CRIMPFOX-C RJ45U/DIE	1212738	1
CRIMPFOX-C 10P/DIE	1212739	1
CRIMPFOX-C MMJ/DIE	1212740	1

Hand tools

SCREWFOX screwdrivers for slotted-head screws



- Large contact surface of blades inside screw head
- Individually tested safety screwdrivers acc. to DIN EN 60900 (VDE 0682-201)
- For working on or in the vicinity of live parts up to 1000 V AC or 1500 V DC
- The tools feature ergonomic two-component safety handles



VDE flat-bladed screwdriver



Ordering data

Description	Type	Order No.	Pcs. / Pkt.
Screwdriver , for slotted-head screws, with VDE approval			
Blade: 0.4 x 2.5 x 80 mm, length: 161 mm	SZS 0,4X2,5 VDE	1205037	10
Blade: 0.5 x 3.5 x 100 mm, length: 181 mm	SZS 0,5X3,0 VDE	1207404	10
Blade: 0.6 x 2.5 x 80 mm, length: 161 mm	SZS 0,6X2,5 VDE	1205040	10
Blade: 0.6 x 3.5 x 100 mm, length: 181 mm	SZS 0,6X3,5 VDE	1212602	10
Blade: 0.8 x 4.0 x 100 mm, length: 198 mm	SZS 0,8X4,0 VDE	1212508	1
Blade: 1.0 x 4.0 x 100 mm, length: 198 mm	SZS 1,0X4,0 VDE	1205066	10
Blade: 1.0 x 5.5 x 125 mm, length: 223 mm	SZS 1,0X5,5 VDE	1209114	10
Blade: 1.0 x 6.5 x 150 mm, length: 248 mm	SZS 1,0X6,5 VDE	1205079	10
Blade: 1.2 x 8.0 x 175 mm, length: 287 mm	SZS 1,2X8,0 VDE	1205082	10
Screwdriver , two-component handle, with non-slip grip, for slotted-head screws			
Blade: 0.4 x 2.0 x 60 mm, length: 130 mm			
Blade: 0.4 x 2.5 x 60 mm, length: 145 mm			
Blade: 0.4 x 2.5 x 75 mm, length: 161 mm			
Blade: 0.6 x 3.5 x 100 mm, length: 181 mm			
Blade: 0.6 x 3.5 x 200 mm, length: 281 mm			
Blade: 0.8 x 4.0 x 100 mm, length: 198 mm			
Blade: 1.0 x 5.5 x 150 mm, length: 248 mm			
Blade: 1.2 x 6.5 x 150 mm, length: 255 mm			
Screwdriver , two-component handle, with non-slip grip, with impact cap, with hexagon wrench aid for open-end wrench and ring wrench, for slotted-head screws			
Blade: 1.2 x 7 x 125 mm, length: 230 mm			
Blade: 1.6 x 10 x 175 mm, length: 287 mm			



Flat-bladed screwdriver, uninsulated


Applied for:
GOST

Ordering data

Type	Order No.	Pcs. / Pkt.
SF-SL 0,4X2,0-60	1212546	10
SF-SL 0,4X2,5-75	1212547	10
SF-SL 0,5X3,0-80	1212548	10
SF-SL 0,6X3,5-100	1212549	10
SF-SL 0,6X3,5-200	1212550	10
SF-SL 0,8X4,0-100	1212551	10
SF-SL 1,0X5,5-150	1212552	10
SF-SL 1,2X6,5-150	1212553	10
SF-SLIC 1,2X7,0-125	1212554	10
SF-SLIC 1,6X10-175	1212555	10

Hand tools

SCREWFOX VDE screwdriver/actuation tool for ST terminal blocks



- In addition to catering for standard applications, SF-SL ... screwdrivers are particularly suited to the assembly of modular terminal blocks
- VDE-tested, for maximum safety
- Because the insulation runs into the shaft, there is no protruding edge



VDE flat-bladed screwdrivers with integrated insulation



Ordering data

Description	Type	Order No.	Pcs. / Pkt.
<p>Screwdriver/actuation tool, for slotted-head screws/spring-cage terminal blocks, insulated, two-component handle, with non-slip grip, VDE Blade: 0.6 x 3.5 x 100 mm, length: 181 mm</p> <p>Blade: 0.8 x 4.0 x 100 mm, length: 198 mm</p> <p>Blade: 1.0 x 5.5 x 150 mm, length: 248 mm</p> <p>Screwdriver, protective insulation integrated into shaft, insulated according to VDE Size: PZ1 x 80 mm Size: PZ2 x 100 mm</p> <p>Screwdriver, protective insulation integrated into shaft, insulated according to VDE Size: PH1 x 80 mm Size: PH2 x 100 mm</p> <p>Screwdriver, protective insulation integrated into shaft, insulated according to VDE Size: Pozidriv® - slotted (plus-minus) PZ1 x 80 mm</p> <p>Size: Pozidriv® - slotted (plus-minus) PZ2 x 100 mm</p> <p>Screwdriver, protective insulation integrated into shaft, insulated according to VDE Size: Phillips-Recess® - slotted (plus-minus) PH1 x 80 mm Size: Phillips-Recess® - slotted (plus-minus) PH2 x 100 mm</p> <p>Screwdriver set, protective insulation integrated into shaft, slotted/Phillips crosshead/combined profile, Pozidriv® + slotted (plus-minus), insulated according to VDE, 7-piece, including rack, set contains the following products: 0.6 x 3.5 x 100; 0.8 x 4.0 x 100; 1.0 x 5.5 x 125; PH1 x 80; PH2 x 100; PZ1 x 80; PZ2 x 100</p>	<p>SF-SL 0,6X3,5-100 S-VDE</p> <p>SF-SL 0,8X4,0-100 S-VDE</p> <p>SF-SL 1,0X5,5-125 S-VDE</p>	<p>1212587</p> <p>1212588</p> <p>1212589</p>	<p>10</p> <p>10</p> <p>10</p>





VDE screwdriver
with Pozidriv® or Phillips-Recess® drive



VDE screwdriver with plus-minus drive



VDE screwdriver with various drives



Ordering data		
Type	Order No.	Pcs. / Pkt.
SF-PZ 1-80 S-VDE	1212695	10
SF-PZ 2-100 S-VDE	1212696	10
SF-PH 1-80 S-VDE	1212693	10
SF-PH 2-100 S-VDE	1212694	10

Ordering data		
Type	Order No.	Pcs. / Pkt.
SF-PZSL 1-80 S-VDE	1212699	10
SF-PZSL 2-100 S-VDE	1212700	10
SF-PHSL 1-80 S-VDE	1212697	10
SF-PHSL 2-100 S-VDE	1212698	10

Ordering data		
Type	Order No.	Pcs. / Pkt.
SF-SL/PH/PZ-SL SET S-VDE	1212701	1

Hand tools

SCREWFOX screwdriver and actuation tool for ST and QTC terminal blocks



– In addition to the standard application, these screwdrivers are also ideal for actuating modular terminal blocks from the ST ... and QTC ... series



Flat-bladed screwdriver, uninsulated



Ordering data

Description	Type	Order No.	Pcs. / Pkt.
Screwdriver/actuation tool , for slotted-head screws/spring-cage terminal blocks Blade: 0.4 x 2.5 x 75 mm, length: 156 mm	SZF 0-0,4X2,5	1204504	10
Blade: 0.6 x 3.5 x 100 mm, length: 181 mm	SZF 1-0,6X3,5	1204517	10
Blade: 0.8 x 4.0 x 100 mm, length: 198 mm	SZF 2-0,8X4,0	1204520	10
Blade: 1.0 x 5.5 x 150 mm, length: 248 mm	SZF 3-1,0X5,5	1206612	10
Screwdriver/actuation tool , for slotted-head screws/spring-cage terminal blocks, insulated Blade: 0.6 x 3.5 x 100 mm, length: 181 mm	SZS 0,6X3,5	1205053	10
Actuation tool, insulated , for all 2.5 mm ² and 4 mm ² ST spring-cage terminal blocks, plus push-in and QT fast connection terminal blocks			





Actuation tool for push-in technology,
ST and QTC terminal blocks



Ordering data

Type	Order No.	Pcs. / Pkt.
ST-BW	1207608	10

Hand tools

SCREWFOX screwdrivers for Phillips and slotted-head screws



- Screwdrivers for Phillips screws with Pozidriv and Phillips Recess screw head
- VDE approval
- The SZG... screwdrivers have been specially designed for driving in test socket screws safely and without slipping

Notes:
 Pozidriv®/Supadriv®, trademarks of European Ind. Serv. Ltd.
 Phillips Recess®, trademark of Phillips Screw Company



1000 V AC /
 *500 V DC

VDE Phillips screwdriver with Pozidriv® drive



Ordering data

Description	Type	Order No.	Pcs. / Pkt.
Screwdrivers, for Pozidriv®/Supadriv® Phillips screws, VDE approval			
Size: PZ0 x 80 mm, length: 161 mm	SZK PZ0 VDE	1206447	10
Size: PZ1 x 80 mm, length: 178 mm	SZK PZ1 VDE	1206450	10
Size: PZ2 x 100 mm, length: 205 mm	SZK PZ2 VDE	1206463	10
Size: PZ3 x 150 mm, length: 262 mm	SZK PZ3 VDE	1212599	10
Screwdrivers, for Phillips Recess® screws, VDE approval			
Size: PH0 x 80 mm, length: 161 mm	SZK PH0 VDE	1205147	10
Size: PH1 x 80 mm, length: 178 mm	SZK PH1 VDE	1205150	10
Size: PH2 x 100 mm, length: 205 mm	SZK PH2 VDE	1205163	10
Size: PH3 x 150 mm, length: 262 mm	SZK PH3 VDE	1212536	10
Screwdrivers, for Pozidriv® Phillips screws			
Size: PZ0 x 60 mm, length: 141 mm			
Size: PZ1 x 80 mm, length: 178 mm			
Size: PZ2 x 100 mm, length: 205 mm			
Size: PZ3 x 150 mm, length: 262 mm			
Screwdrivers, for Phillips Recess® screws			
Size: PH0 x 60 mm, length: 141 mm			
Size: PH1 x 80 mm, length: 178 mm			
Size: PH2 x 100 mm, length: 205 mm			
Size: PH3 x 150 mm, length: 262 mm			
Screwdriver, for Pozidriv®/Supadriv® Phillips screws, VDE approval			
Size: PZ1 x 80 mm, length: 178 mm			
Size: PZ2 x 100 mm, length: 205 mm			
Size: PH1 x 80 mm, length: 178 mm			
Size: PH2 x 100 mm, length: 205 mm			
Screwdriver, for test socket screws, with VDE approval			
For 2.3 mm Ø screw, blade: 0.6 x 3.5 x 100 mm, length: 198 mm			
For 4 mm Ø screw, blade: 0.9 x 6.5 x 175 mm, length: 287 mm			





Phillips screwdriver with Pozidriv® drive



VDE screwdriver with plus/minus drive



VDE screwdriver for test socket screws



Applied for:
GOST



Ordering data			Ordering data			Ordering data		
Type	Order No.	Pcs. / Pkt.	Type	Order No.	Pcs. / Pkt.	Type	Order No.	Pcs. / Pkt.
SF-PZ 0-60	1212562	10						
SF-PZ 1-80	1212563	10						
SF-PZ 2-100	1212564	10						
SF-PZ 3-150	1212565	10						
SF-PH 0-60	1212558	10						
SF-PH 1-80	1212559	10						
SF-PH 2-100	1212560	10						
SF-PH 3-150	1212561	10						
			SF-PZSL 1-80 VDE	1212556	10			
			SF-PZSL 2-100 VDE	1212557	10			
			SF-PHSL 1-80 VDE	1212283	10			
			SF-PHSL 2-100 VDE	1212288	10			
						SZG 0,6X3,5 VDE	1205121	10
						SZG 0,9X6,5 VDE	1205134	10

SCREWFOX torque screwdrivers



- Torque screwdrivers with hexagonal quick connection holder
- High-precision, finely adjustable torque screwdrivers according to EN ISO 6789
- TSD-M ... torque screwdrivers are adjustable from 0.3 - 6.0 Nm
- The figure below shows the TSD-M 6NM version

Description
Torque screwdrivers
Adjustable from 0.3 - 1.2 Nm
Adjustable from 1.2 - 3 Nm
Adjustable from 3 - 6 Nm

Battery-powered screwdriver bit set, 1 attachment set each in 5.5 mm, 8 mm, 13 mm, adapter to 1/4"

Socket wrench insert, magnetic, hexagonal, 1/4" drive, suitable for holders according to DIN 3126-F 6.3 / ISO 1173

- Wrench size of 5.5 mm
- Wrench size of 8 mm
- Wrench size of 10 mm
- Wrench size of 13 mm

Adapter for 1/4"

Adapter insert, for torque screwdrivers with adjustable torque, for accommodating SAC nuts for 4 mm hexagonal screwdrivers



Torque screw driver, 0.3 - 1.2 Nm, adjustable



Ordering data		
Type	Order No.	Pcs. / Pkt.
TSD-M 1,2NM	1212224	1
TSD-M 3NM	1212225	1
TSD-M 6NM	1212226	1

Accessories		
Type	Order No.	Pcs. / Pkt.
ASD BIT SET HN	1209952	1
BHN 5,5	1209965	1
BHN 8	1209978	1
BHN 10	1209981	1
BHN 13	1209994	1
BF 6,3	1209936	1
TSD-M SAC-BIT ADAPTER	1212600	1



SCREWFOX cordless screwdriver



- Cordless screwdriver with two-speed gearbox, forward/reverse running, and 21-stage clutch with drilling stage of up to 600 rpm
- 6.3 mm hexagonal quick connection drill chuck
- Integrated LEDs are used to illuminate the working area
- Torque accuracy of ± 5 percent
- Adjustable from 0.3 - 4.4 Nm
- With optional snap-on protective cap to prevent unintentional torque adjustment



21 different torque stages

Applied for:
GOST

Ordering data

Type	Order No.	Pcs. / Pkt.
SF-ASD 21	1212532	1
SF-ASD 21 SET 230V	1212530	1

Accessories

SF-UBH	1212590	1
SF-ASD 21/CHARGER 230V	1212535	1
SF-ASD 21/ACCU 1,5 AH	1212533	1

Description
Cordless screwdriver , 3.6 V, incl. rechargeable battery, 1.5 Ah
Cordless screwdriver set , incl. two rechargeable batteries and charger, 230 V
Universal bit holder , E6.3-1/4" drive, with automatic locking, one-hand operation, magnetic, for bits according to DIN 3126 C 6.3 and E 6.3
Replacement charger , for SF-ASD 21 cordless screwdriver, 230 V
Replacement battery , for SF-ASD 21, 1.5 Ah



Hand tools

SCREWFOX tool inserts for cordless screwdriver and bit handle



- Tools for SF-ASD 21 cordless screwdriver, various designs
- The hardened bits are suitable for hard and soft screws
- Optimum edge geometries increase the bearing surface and prevent the screws from being over-tightened



Notes:

Pozidriv®/Supadriv®, trademarks of European Ind. Serv. Ltd.
Phillips Recess®, trademark of Phillips Screw Company
Torx®, trademark of Acument Intellectual Properties, LLC, Troy, Mich., US



Universal bit holder

Description	Color
Universal bit holder , E6.3-1/4" drive, with automatic locking, one-hand operation, magnetic, for bits according to DIN 3126 C 6.3 and E 6.3	silver
Screw bit , slotted, E6.3-1/4" drive, hardened, suitable for holder according to DIN 3126-F 6.3/ISO 1173	silver
Size: 0.5 x 3.0 x 50 mm	silver
Size: 0.5 x 3.0 x 70 mm	silver
Size: 0.6 x 3.5 x 50 mm	silver
Size: 0.6 x 3.5 x 70 mm	silver
Size: 0.8 x 4.0 x 50 mm	silver
Size: 0.8 x 4.0 x 70 mm	silver
Size: 1.0 x 5.5 x 50 mm	silver
Size: 1.0 x 5.5 x 70 mm	silver
Size: 1.2 x 6.5 x 70 mm	silver
Screw bit , PH cross, E6.3-1/4" drive, hardened, suitable for holder according to DIN 3126-F 6.3/ISO 1173	silver
Size: PH 1 x 50 mm	silver
Size: PH 2 x 50 mm	silver
Size: PH 3 x 50 mm	silver
Size: PH 1 x 70 mm	silver
Size: PH 2 x 70 mm	silver
Size: PH 3 x 70 mm	silver
Screw bit , PZ cross, E6.3-1/4" drive, hardened, suitable for holder according to DIN 3126-F 6.3/ISO 1173	silver
Size: PZ 1 x 50 mm	silver
Size: PZ 2 x 50 mm	silver
Size: PZ 3 x 50 mm	silver
Size: PZ 1 x 70 mm	silver
Size: PZ 2 x 70 mm	silver
Size: PZ 3 x 70 mm	silver
Screw bit , PZ/slotted plus/minus, E6.3-1/4" drive, hardened, suitable for holder according to DIN 3126-F 6.3/ISO 1173	silver
Size: PZ 1 x 70 mm	silver
Size: PZ 2 x 70 mm	silver
Size: PH 1 x 70 mm	silver
Size: PH 2 x 70 mm	silver
Screw bit , slotted, graduated, E6.3-1/4" drive, for test socket screws, hardened, suitable for holder according to DIN 3126-F 6.3/ISO 1173	silver
Size: 0.6 x 3.5 x 50 mm	silver
Size: 0.9 x 6.5 x 50 mm	silver

Ordering data		
Type	Order No.	Pcs. / Pkt.
SF-UBH	1212590	1



Screw bit, slotted



Screw bit, PH and PZ cross-recessed



Screw bit, plus/minus

Applied for:
GOST

Applied for:
GOST

Applied for:
GOST

Ordering data			Ordering data			Ordering data		
Type	Order No.	Pcs. / Pkt.	Type	Order No.	Pcs. / Pkt.	Type	Order No.	Pcs. / Pkt.
SF-BIT-SL 0,5X3,0-50	1212566	5						
SF-BIT-SL 0,5X3,0-70	1212567	5						
SF-BIT-SL 0,6X3,5-50	1212568	5						
SF-BIT-SL 0,6X3,5-70	1212569	5						
SF-BIT-SL 0,8X4,0-50	1212571	5						
SF-BIT-SL 0,8X4,0-70	1212572	5						
SF-BIT-SL 1,0X5,5-50	1212574	5						
SF-BIT-SL 1,0X5,5-70	1212575	5						
SF-BIT-SL 1,2X6,5-70	1212577	5						
			SF-BIT-PH 1-50	1212579	5			
			SF-BIT-PH 2-50	1212580	5			
			SF-BIT-PH 3-50	1212581	5			
			SF-BIT-PH 1-70	1212582	5			
			SF-BIT-PH 2-70	1212583	5			
			SF-BIT-PH 3-70	1212584	5			
			SF-BIT-PZ 1-50	1212591	5			
			SF-BIT-PZ 2-50	1212592	5			
			SF-BIT-PZ 3-50	1212593	5			
			SF-BIT-PZ 1-70	1212594	5			
			SF-BIT-PZ 2-70	1212595	5			
			SF-BIT-PZ 3-70	1212596	5			
						SF-BIT-PZSL 1-70	1212603	5
						SF-BIT-PZSL 2-70	1212604	5
						SF-BIT-PHSL 1-70	1212479	5
						SF-BIT-PHSL 2-70	1212601	5
SF-BIT-SLS 0,6X3,5-50	1212605	5						
SF-BIT-SLS 0,9X6,5-50	1212606	5						

Hand tools

SCREWFOX tool inserts for cordless screwdriver and bit handle



- Tools for SF-ASD 21 cordless screwdriver, various designs
- The hardened bits are suitable for hard and soft screws
- Optimum edge geometries increase the bearing surface and prevent the screws from being over-tightened



Screw bit, Torx®

Applied for:
GOST

Description	Color
Screw bit, Torx®, E6.3-1/4" drive, hardened, suitable for holder according to DIN 3126-F 6.3 / ISO 1173, size: TX 8 x 50 mm	
Size: TX 10 x 50 mm	silver
Size: TX 15 x 50 mm	silver
Size: TX 20 x 50 mm	silver
Screw bit, hexagonal, E6.3-1/4" drive, hardened, suitable for holder according to DIN 3126-F6.3/ISO 1173	
Size: hex 2 x 50 mm	silver
Size: hex 2.5 x 50 mm	silver
Size: hex 3 x 50 mm	silver
Size: hex 4 x 50 mm	silver
Size: hex 5 x 50 mm	silver
Size: hex 6 x 50 mm	silver
Size: hex 8 x 50 mm	silver

Ordering data		
Type	Order No.	Pcs. / Pkt.
SF-BIT-TX 8-50	1212570	5
SF-BIT-TX 10-50	1212573	5
SF-BIT-TX 15-50	1212576	5
SF-BIT-TX 20-50	1212578	5



Screw bit, hex

Ordering data

Type	Order No.	Pcs. / Pkt.
SF-BIT-HEX 2-50	1212645	5
SF-BIT-HEX 2,5-50	1212646	5
SF-BIT-HEX 3-50	1212647	5
SF-BIT-HEX 4-50	1212648	5
SF-BIT-HEX 5-50	1212649	5
SF-BIT-HEX 6-50	1212650	5
SF-BIT-HEX 8-50	1212651	5

SCREWFOX socket wrenches



SHN ...

- Ergonomically designed two-component grip for fatigue-proof and non-slip use

SF-THEX ...

- Ergonomically designed handles ensure an optimum grip and help avoid fatigue when working
- The hardened blades are designed for durability
- Optimum edge geometries increase the bearing surface and prevent the screws from being over-tightened

VDE-ISS ...

- VDE-insulated Allen wrench with double-layer insulation, for twice the level of safety

Allen screw set

- Offset screwdriver set in convenient holder
- The strict fabrication tolerances and special hardening process ensure reliability and optimum work results
- The ball head on the long limb makes it possible to carry out work in hard-to-access areas



Hexagon insert bit,
wrench size of 5.5 / 8 / 13 mm

Applied for:
GOST

Ordering data

Description	Type	Order No.	Pcs. / Pkt.
Socket wrench, hexagon Wrench size of 5.5 mm Wrench size of 8 mm Wrench size of 13 mm	SHN 5.5 SHN 8 SHN 13	1209855 1209868 1209923	1 1 1
T-handle screwdriver, for Allen screws, ergonomically shaped handle, matt chrome-plated Size: hex 2 x 100 mm Size: hex 2.5 x 100 mm Size: hex 3 x 100 mm Size: hex 4 x 150 mm Size: hex 5 x 150 mm Size: hex 6 x 200 mm Size: hex 8 x 200 mm Size: hex 10 x 200 mm			
Allen wrench, fully insulated, safety tool in accordance with EN 60900, length: 150 mm, handle width: 110 mm Wrench size 5 mm, for M6 screws Wrench size 6 mm, for M8 screws Wrench size 8 mm, for M10 screws			
Allen wrench set, 9-part, 1.5 to 10.0 mm, chrome-plated matt finish, with ball head, incl. bracket			



Allen screw, wrench size 2 - 10 mm



Allen screw (VDE), wrench size of 5 / 6 / 8 mm



Allen screw, L-shaped, 1.5 - 10 mm



Applied for:
GOST

Ordering data			Ordering data			Ordering data		
Type	Order No.	Pcs. / Pkt.	Type	Order No.	Pcs. / Pkt.	Type	Order No.	Pcs. / Pkt.
SF-THEX 2-100	1212637	5						
SF-THEX 2,5-100	1212638	5						
SF-THEX 3-100	1212639	5						
SF-THEX 4-150	1212640	5						
SF-THEX 5-150	1212641	5						
SF-THEX 6-200	1212642	5						
SF-THEX 8-200	1212643	5						
SF-THEX 10-200	1212644	5						
			VDE-ISS 5	1203343	1			
			VDE-ISS 6	1201934	1			
			VDE-ISS 8	1201947	1			
						SF-LHEX SET	1212544	1

SCREWFOX preset torque screwdrivers



- TSD ... SAC torque screwdrivers with a range of preset torques from 0.2 Nm to 2.5 Nm
- A wide variety of SAC ... nuts for all kinds of applications
- With the TSD-M... torque screwdrivers, the torque can be custom-set
- The TSD-M... adapters can accommodate the various nuts



Description
Torque screwdriver With preset torque of 0.2 Nm and 4 mm hexagonal drive
With preset torque of 0.4 Nm and 4 mm hexagonal drive
With preset torque of 0.8 Nm and a 4 mm hexagonal drive
With preset torque of 2.0 Nm and 4 mm hexagonal drive
With preset torque of 2.5 Nm and 4 mm hexagonal drive
Torque screwdrivers Adjustable from 0.3 - 1.2 Nm Adjustable from 1.2 - 3 Nm Adjustable from 3 - 6 Nm Adapter insert , for torque screwdrivers with adjustable torque, for accommodating SAC nuts for 4 mm hexagonal screwdrivers

Ordering data		
Type	Order No.	Pcs. / Pkt.
TSD 02 SAC	1208487	1
TSD 04 SAC	1208429	1
TSD 08 SAC	1212597	1
TSD 20 SAC	1212020	1
TSD 25 SAC	1212315	1
TSD-M 1,2NM	1212224	1
TSD-M 3NM	1212225	1
TSD-M 6NM	1212226	1
TSD-M SAC-BIT ADAPTER	1212600	1

Nut
For assembling sensor/actuator cables with M8 plug-in connectors and for M8 plug-in connectors with insulation displacement connection, for 4 mm hexagonal screwdriver
For assembling SACC M8 plug-in connectors with longitudinal knurl, excluding those with insulation displacement connection, for 4 mm hexagonal screwdriver
For assembling sensor/actuator cables with M12 plug-in connectors and for M12 plug-in connectors with insulation displacement connection, for 4 mm hexagonal screwdriver
For assembling SACC M12 plug-in connectors, excluding those with insulation displacement connection, for 4 mm hexagonal screwdriver
For mounting M12 plug-in connectors with hexagonal stainless steel knurl, wrench size 14, with 4 mm hexagonal drive
For assembling 7/8" connectors, with 4 mm hexagonal drive
For the reliable tightening of the pressure nuts with a wrench size of 13 mm, for 4 mm hexagonal screwdriver
For reliable tightening of the pressure nuts with a wrench size of 24 mm, for 4 mm hexagonal screwdriver

Accessories		
Type	Order No.	Pcs. / Pkt.
SAC BIT M8-D10	1208461	1
SACC BIT M8-D12	1208474	1
SAC BIT M12-D15	1208432	1
SACC BIT M12-D20	1208445	1
SAC BIT M12-W14	1212513	1
SAC BIT MIN-D25	1212512	1
SAC BIT QUICKON-W13	1212033	1
SAC BIT HOOD-W 24	1212486	1

SCREWFOX universal control cabinet key



1



2



3

– Universal control cabinet key with the following closures:

- 1 = 6 mm, 8 mm square
- 2 = 8 mm triangle
- 3 = 5 mm two-way key bit



Four-way closure

Description
Control cabinet key, metal, for all common types of control cabinet

Ordering data		
Type	Order No.	Pcs. / Pkt.
USS 4	1203149	1

SCREWFOX universal control cabinet key



1



2



3



4

– **Universal control cabinet key**, with strong chain and snap hook, for the following closures:

- 1 = 5, 6, 7-8, 9-10 mm square
- 2 = 7, 8 - 9, 10 - 11 mm triangle
- 3 = 3-5 mm two-way key bit
- 4 = 6 mm semicircle



Nine-way closure

Description
Control cabinet key, metal, for all common types of control cabinet

Ordering data		
Type	Order No.	Pcs. / Pkt.
SF-CCK 9	1212525	1

Hand tools

TESTFOX phasing and voltage tester

The PROFIPOL voltage tester has the following features:

- DC and AC voltage tests in the range between 6 V and 400 V
- Polarity test (+/-) for DC voltage
- Shock-proof housing that is protected against dust and splash water, IP65
- LED display



Single-position voltage tester



Two-position voltage tester

General data

Voltage range	[V DC]	- ... -
Voltage range	[V AC]	150 ... 250

Description	Color
-------------	-------

Voltage tester, single-position, for 150 - 250 V, conforms to DIN 57680/6 and VDE 0680/6, can also be used as an actuation tool for spring-cage terminal blocks, VDE insulated, with non-slip grip, size: 0.5 x 3.0 x 70 mm

Voltage tester	black
-----------------------	-------

Technical data

Voltage range	[V DC]	- ... -
Voltage range	[V AC]	150 ... 250

Ordering data

Type	Order No.	Pcs. / Pkt.
SF-VT VDE	1212598	10

Technical data

Voltage range	[V DC]	6 ... 400
Voltage range	[V AC]	6 ... 400

Ordering data

Type	Order No.	Pcs. / Pkt.
PROFIPOL	1209101	1

TESTFOX voltage and continuity tester



- Acoustic and optical continuity test
- Load connection using a pushbutton
- Vibration alarm for safe voltage detection
- Shock-proof housing that is protected against dust and splash water, IP65
- Surge voltage category CAT IV 600 V and CAT III 1000 V according to IEC/EN 61243-3:2011



- DC and AC voltage tests in the range from 12 V to 1000 V AC/1100 V DC, fully functional even without batteries
- Polarity test (+/-) for DC voltage
- Single-pos. test of the phase conductor (phase): "R" symbol in the display field for AC voltage
- Indicator for rotary field direction of a three-phase network as long as the star point is grounded
- Measuring point lighting

General data

Voltage range	[V DC]	12 ... 1100
Voltage range	[V AC]	12 ... 1000

Description	Color
-------------	-------

Voltage tester	black
-----------------------	-------

Technical data

Voltage range	[V DC]	12 ... 1100
Voltage range	[V AC]	12 ... 1000

Ordering data

Type	Order No.	Pcs. / Pkt.
DUSPOL EXPERT	1209091	1

TESTFOX, digital current probe multimeter

- The current probes can be used for voltages of up to 600 V, category III
- They combine the functions of a digital multimeter with those of a current probe
- Contained within a compact and practical housing, so ideal for use in cramped conditions
- All measuring ranges are protected against overload



For AC current



For DC and AC current



General data

Display scope	2000 digits
Accuracy of display	1,0 %
AC voltage measuring range	0.1 V ... 600 V
DC voltage measuring range	0.1 V ... 600 V
AC current measuring range	0.1 A ... 400 A
DC current measuring range	- ... -
Resistance measuring range	0.1 Ω ... 20 MΩ
Continuity test range	Acoustic (20 Ω)
Degree of protection	IP30
Measuring category	CAT III 600 V
Voltage supply	2 x micro battery 1.5 V, LR03, AAA
Test certificate	IEC/EN 61010-1, DIN VDE 0411

Technical data

Display scope	2000 digits
Accuracy of display	1,0 %
AC voltage measuring range	0.1 V ... 600 V
DC voltage measuring range	0.1 V ... 600 V
AC current measuring range	0.1 A ... 400 A
DC current measuring range	- ... -
Resistance measuring range	0.1 Ω ... 20 MΩ
Continuity test range	Acoustic (20 Ω)
Degree of protection	IP30
Measuring category	CAT III 600 V
Voltage supply	2 x micro battery 1.5 V, LR03, AAA
Test certificate	IEC/EN 61010-1, DIN VDE 0411

Technical data

Display scope	4000 digits
Accuracy of display	0,5 %
AC voltage measuring range	0.1 mV ... 600 V
DC voltage measuring range	0.1 mV ... 600 V
AC current measuring range	10 mA ... 300 A
DC current measuring range	10 mA ... 300 A
Resistance measuring range	0.1 Ω ... 40 MΩ
Continuity test range	Acoustic (50 Ω)
Degree of protection	IP30
Measuring category	CAT III 300 V / CAT II 600 V
Voltage supply	2 x micro battery 1.5 V, LR03, AAA
Test certificate	IEC/EN 61010-1, DIN VDE 0411

Ordering data

Type	Order No.	Pcs. / Pkt.
TESTFOX CC	1212210	1

Ordering data

Type	Order No.	Pcs. / Pkt.
TESTFOX CC-1	1212211	1

Description	Color
Current pliers/multimeter	black
Current pliers/multimeter	black

TESTFOX digital multimeter



For DC and AC voltages

- You are bound to be enthused by the technology of the digital multimeters and impressed by their quality
- The devices are extremely versatile
- Tested and approved according to applicable IEC/EN 61010 standards independently of certification body
- Suitable for measuring AC voltages and resistance as well as testing continuity and diodes
- TESTFOX M-1 also allows you to measure DC and AC currents, capacitance, and frequencies, as well as temperatures within the range of -20°C to +800°C

High-level safety

- Phase voltages can be detected precisely thanks to the audible and red light signals
- The devices can be used for voltages of up to 600 V category III or 1000 V category II
- They provide professional service technicians and operating engineers with a higher level of protection, thereby ensuring maximum safety during work

Safe cable breakage detection

- Cable breaks and faulty lamps in exposed cables can be traced from the phase in-feed side right through to the point of interruption

General data

Display scope
 Accuracy of display
 Volt sensor
 AC voltage measuring range
 DC voltage measuring range
 AC current measuring range
 DC current measuring range
 Resistance measuring range
 Continuity test range
 Frequency measuring range
 Capacity measuring range
 Temperature measuring range
 Diode test
 Degree of protection
 Measuring category
 Voltage supply
 Test certificate



Technical data

2000 digits
 0.5%
 yes
 0.1 mV ... 750 V
 0.1 mV ... 1000 V
 - ... -
 - ... -
 0.1 Ω ... 20 MΩ
 Yes (25 Ω)
 - ... -
 - ... -
 - ... -
 Yes (1.5 mA)
 IP30
 CAT III 600 V / CAT II 1000 V
 2 x micro battery 1.5 V, LR03, AAA
 IEC/EN 61010-1, DIN VDE 0411

Ordering data

Description	Color
Digital multimeter	black
Digital multimeter	black

Type	Order No.	Pcs. / Pkt.
TESTFOX M	1212208	1



For DC and AC voltages/currents



Technical data

2000 digits
 0.5%
 yes
 0.1 mV ... 750 V
 0.1 mV ... 1000 V
 1 mA ... 10 A
 1 mA ... 10 A
 0.1 Ω ... 20 M Ω
 Yes (25 Ω)
 1 Hz ... 20 MHz
 1.00 pF ... 2.00 mF
 -20°C ... 800°C
 Yes (1.5 mA)
 IP30
 CAT III 600 V / CAT II 1000 V
 2 x micro battery 1.5 V, LR03, AAA
 IEC/EN 61010-1, DIN VDE 0411

Ordering data

Type	Order No.	Pcs. / Pkt.
TESTFOX M-1	1212209	1

Tools - TOOL fox

Hand tools

TOOL fox, tool sets for convenient use on site

- Universal tool sets, with cutting, stripping, crimping, and testing tools from the TOOL fox tool range
- Robust and heavy-duty tool bags
- For further sets, visit www.phoenixcontact.net/products



Tool set in a case



Tool set in a carry case wrap

Applied for:
GOST

Applied for:
GOST

Description	Ordering data			Ordering data		
	Type	Order No.	Pcs. / Pkt.	Type	Order No.	Pcs. / Pkt.
Tool case , equipped with one of each of the following tools: CRIMPFOX 6S-F WIREFOX 10 WIREFOX-D 40 CUTFOX 18 SZF 1-0,6X3,5 5 m tape measure 50 pcs. JBC 2,5/5 junction box connectors TOOL-KIT STANDARD EMPTY	TOOL-KIT STANDARD	1212422	1			
Tool case , empty	TOOL-KIT STANDARD EMPTY	1212423	1			
Tool carry case wrap , equipped with one of each of the following tools: CUTFOX-S VDE CUTFOX 16 VDE UNIFOX-C VDE UNIFOX-P VDE SZS 0,4X2,5 SZS 0,5X3,0 SZS 1,0X4,0 SZS 1,0X6,5 SZK PH0 SZK PH1 SZK PH2 PROFIPOL TOOL-WRAP EMPTY				TOOL-WRAP	1212505	1
Tool carry-on bag , empty				TOOL-WRAP EMPTY	1212501	1
Tool belt pouch , equipped with one of each of the following tools: CUTFOX-S VDE CUTFOX 18 WIREFOX-D 13 UNIFOX-CE VDE USS 4 SZS 0,5X3,0 SZS 1,0X4,0 SZS 1,0X6,5 SZK PH1 SZK PH2 Cutting knife 5 m tape measure PROFIPOL TOOL-BELTPOUCH EMPTY						
Tool bag , equipped with one of each of the following tools: CUTFOX S VDE CUTFOX 18 WIREFOX 10 VDE WIREFOX-D 13 WIREFOX-D 28 CRIMPFOX-M CRIMPFOX-M 10/DIE UNIFOX-CE VDE UNIFOX-P VDE UNIFOX WP SZS 0,4X2,5 SZS 0,5X3,0 SZS 1,0X4,0 SZS 1,0X6,5 SZK PH0 SZK PH1 SZK PH2 PROFIPOL USS 4 Cutting knife 5 m tape measure TOOL CARRIER EMPTY						
Tool bag , with laptop and document compartments, equipped with one of each of the following tools: CUTFOX 25 VDE CUTFOX-S VDE WIREFOX 10 WIREFOX-D 40 CRIMPFOX-M SET UNIFOX-C VDE UNIFOX-P VDE UNIFOX WP SZS 0,4X2,5 SZS 0,5X3,0 SZS 1,0X4,0 SZS 1,0X6,5 SZK PH0 SZK PH1 SZK PH2 DUSPOL EXPERT USS 4 AI SORTI BOX RD Cutting knife 5 m tape measure TOOL-BAG EMPTY						
Tool bag , with document and laptop compartments, empty						



Tool set in a belt pouch



Tool set in a shoulder bag



Tool set in a bag with laptop and document compartments

Applied for:
GOST

Applied for:
GOST

Applied for:
GOST

Ordering data			Ordering data			Ordering data		
Type	Order No.	Pcs. / Pkt.	Type	Order No.	Pcs. / Pkt.	Type	Order No.	Pcs. / Pkt.
TOOL-BELTPOUCH	1212506	1						
TOOL-BELTPOUCH EMPTY	1212502	1						
			TOOL-CARRIER	1212503	1			
			TOOL-CARRIER EMPTY	1212499	1			
						TOOL-BAG	1212504	1
						TOOL-BAG EMPTY	1212500	1

Hand tools

TOOL fox, tool sets

– We have put together a number of attractive tool sets for you by selecting products from our comprehensive range of professional tools



Applied for:
GOST

Ordering data			
Description	Type	Order No.	Pcs. / Pkt.
<p>Stripping, crimping, and cutting set, consisting of: cable cutter for copper and aluminum up to 12 mm Ø, stripping tool for stripping multicore signal, control, and fiberglass wires of Ø 2.5 – 11 mm, insulation thickness up to 1 mm, Basic pliers for accommodating dies for different contact types, die, for CRIMPFOX–M, for unshielded RJ45 plugs</p>			
<p>Cutting, stripping, and crimping set, consisting of: cable cutter for copper and aluminum up to Ø 12 mm, stripping tool for cables and conductors with a cross section of 0.02 – 10 mm², self-adjusting, stripping length of up to 18 mm, cutting capacity of up to 10 mm² stranded/1.5 mm² solid, crimping pliers for ferrules measuring 0.14 – 10 mm²</p>	TOOL DATA SET	1208856	1
<p>Stripping, crimping, and screwing set, consisting of: screw-driver for slotted-head screws, stripping tool for 0.02 – 10 mm² cables and conductors, self-adjusting, stripping length of up to 18 mm, cutting capacity of up to 10 mm² stranded/1.5 mm² solid, crimping pliers for ferrules acc. to DIN 46228 Parts 1+4, 0.5 – 6 mm², front insertion, square crimping Ferrules, CSA-certified, 50 pcs. each of: AI 0,5–8 WH, AI 2,5–8 BU Ferrules, CSA-certified, 100 pcs. each of: AI 0,75–8 GY, AI 1-8 RD, AI 1,5–8 BK</p>			
<p>Range box, made of metal, equipped with ferrules in accordance with DIN 46228–4: 1990–09, CSA-certified 500 pieces each of AI 0,25-6 YE, AI 0,34-6 TQ, AI 0,5-8 WH, AI 0,75-8 GY, AI 1-8 RD, AI 1,5-8 BK, 300 pieces of AI 2,5-8 BU, 200 pieces of AI 4-10 GY, 100 pieces of AI 6-12 YE as well as stripping tool for wires and conductors of up to 6 mm² Crimp pliers for ferrules in accordance with DIN 46228, Part 1+4, 0.5 – 6 mm², front insertion, trapezoidal crimp</p>			
<p>Range box, made of metal, equipped with ferrules in accordance with DIN 46228–4: 1990–09, CSA-certified 300 pieces of AI 10-12 RD, 200 pieces of AI 16-12 BU, 100 pieces of AI 25-16 YE as well as stripping tool, for stripping cables of 4.5 - 40 mm, crimping pliers for ferrules in accordance with DIN 46228, Part 1+4, 10 - 25 mm², lateral insertion, WM crimp</p>			
<p>Assortment box, metal, no components mounted</p>			




Ordering data		
Type	Order No.	Pcs. / Pkt.
TOOL SET ALLROUND 2	1208843	1

Ordering data		
Type	Order No.	Pcs. / Pkt.
TOOL-SET ALLROUND 3	1208953	1

Ordering data		
Type	Order No.	Pcs. / Pkt.
CRIMPSET 6	1202072	1
CRIMPSET 25	1202580	1
CRIMPSET 6/25 LEER	1204041	1

Hand tools

TOOL fox, screwdriver set



- The SF-SL ... screwdriver sets are available with a variety of contents
- Wall-mountable screwdriver rack included

Notes:
 Pozidriv®/Supadriv®, trademarks of European Ind. Serv. Ltd.
 Phillips Recess®, trademark of Phillips Screw Company
 Torx®, trademark of Acument Intellectual Properties, LLC, Troy, Mich.,US



Applied for:
 GOST

Description
Screwdriver set , slotted/Phillips Recess® 6-part, incl. rack, contents: 0.5 x 3.0 x 80; 0.8 x 4.0 x 100; 1.0 x 5.5 x 150; 1.2 x 6.5 x 150, PH 1, PH 2
Screwdriver set , slotted/Pozidriv® cross-recessed, 6-part, incl. rack, contents: 0.5 x 3.0 x 80; 0.8 x 4.0 x 100; 1.0 x 5.5 x 150; 1.2 x 6.5 x 150, PZ 1, PZ 2
Screwdriver set , slotted/Pozidriv® cross-recessed, VDE insulated, 6-part, incl. rack, contents: 0.4 x 2.5 x 80; 0.6 x 3.5 x 100; 0.8 x 4.0 x 100; 1.0 x 5.5 x 125; PZ 1, PZ 2
Screwdriver set , slotted/Phillips Recess®, VDE insulated, 6-part, incl. rack, contents: 0.4 x 2.5 x 80; 0.6 x 3.5 x 100; 0.8 x 4.0 x 100; 1.0 x 5.5 x 125; PH 1, PH 2
Screwdriver set , protective insulation integrated into shaft, slotted/Phillips crosshead/combined profile, Pozidriv® + slotted (plus-minus), insulated according to VDE, 7-piece, including rack, set contains the following products: 0.6 x 3.5 x 100; 0.8 x 4.0 x 100; 1.0 x 5.5 x 125; PH1 x 80; PH2 x 100; PZ1 x 80; PZ2 x 100
Screwdriver set , Torx® with drill bit, 6-part, incl. rack, contents: TX 8 x 60; TX 10 x 80; TX 15 x 80; TX 20 x 100; TX 25 x 100; TX 30 x 115
Screwdriver set , Torx®, VDE insulated, 6-part, incl. rack, contents: TX 8 x 80; TX 10 x 80; TX 15 x 80; TX 20 x 80; TX 25 x 100; TX 30 x 100

Ordering data		
Type	Order No.	Pcs. / Pkt.
SF-SL/PH SET	1212541	1
SF-SL/PZ SET	1212542	1
SF-SL/PZ SET VDE	1212540	1
SF-SL/PH SET VDE	1212539	1
SF-SL/PH/PZ-SL SET S-VDE	1212701	1
SF-TXH SET	1212538	1
SF-TX SET VDE	1212537	1



TOOL fox, bit set



- Bit set, in compact plastic box, with quick-change bit holder and the following 25 mm long bits: 0.8 x 5.5, 1.0 x 5.5, 1.2 x 6.5, PH1, PH2, PH3, PZ1, PZ2, PZ3
- Clearly arranged storage
- Bits can be accessed quickly thanks to convenient, one-handed opening mechanism
- Equipped with hardened bits for durability



Description

Bit set, with SF-UBH universal bit holder, 25 mm long slotted/cross-recessed (PZ and PH) bits, 10-part

Battery-powered screwdriver bit set, 1 attachment set each in 5.5 mm, 8 mm, 13 mm, adapter to 1/4"

Ordering data

Type	Order No.	Pcs. / Pkt.
SF-BIT SET	1212545	10
ASD BIT SET HN	1209952	1

TOOL fox, screwdriver set



- Bit screwdriver set, packed in a practical belt pouch
- Equipped with the most common types of screw bit



Description

Bit screwdriver set with quick-action chuck, 89 mm long slotted/cross-recessed (PZ and PH)/hex / Torx® bits, 17-part, in folding belt pouch, contents: PH 1,2,3 x 89; PZ 1,2,3 x 89; SL 1.5 x 5.5 x 89; TX 10-30 x 89; SW 3,4,5,6 x 89


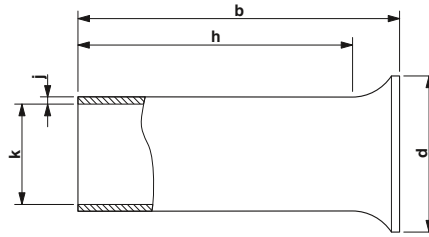
Ordering data

Type	Order No.	Pcs. / Pkt.
SF-M SET	1212543	1

Hand tools

Ferrules without insulating collar, according to DIN 46228-1

- The ferrules without plastic sleeve are made from soft tin-plated electrolytic copper
- The dimensions of the ferrules conform to DIN 46228-1
- The A 0,25.. can also be used to process conductors with a cross section of 0.14 mm²



Conductor cross sections from 0.14 to 35 mm²

Notes:
 1) These ferrules are not included in DIN 46228-4:1990-09.



General data
 Material / coating

Technical data

Technical data
 E-CU / tin-plated (galvanic)

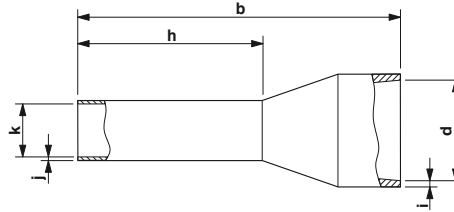
Description	Cross section		Color
	[mm ²]	AWG	
Ferrules, without plastic sleeves, CSA-certified			
	0.25 ¹⁾	24	silver
	0.25 ¹⁾	24	silver
	0.34 ¹⁾	22	silver
	0.5	20	silver
	0.5 ¹⁾	20	silver
	0.5	20	silver
	0.75	18	silver
	0.75 ¹⁾	18	silver
	0.75	18	silver
	1	18	silver
	1 ¹⁾	18	silver
	1	18	silver
	1.5	16	silver
	1.5	16	silver
	1.5	16	silver
	1.5	16	silver
	1.5	16	silver
	2.5	14	silver
	2.5	14	silver
	2.5	14	silver
	4	12	silver
	4	12	silver
	4	12	silver
	6	10	silver
	6	10	silver
	10	8	silver
	10	8	silver
	16	6	silver
	25 ¹⁾	4	silver
	25	4	silver
	25	4	silver
	25 ¹⁾	4	silver
	35	2	silver
	35 ¹⁾	2	silver

Dimensions [mm]							
a	b	d	h	i	j	k	
-	5.00	1.70	4.30	-	0.15	0.80	
-	7.00	1.70	6.30	-	0.15	0.80	
-	7.00	1.80	6.30	-	0.15	0.90	
-	6.00	2.10	5.30	-	0.15	1.00	
-	8.00	2.10	7.30	-	0.15	1.00	
-	10.00	2.10	9.30	-	0.15	1.00	
-	6.00	2.30	5.30	-	0.15	1.20	
-	8.00	2.30	7.30	-	0.15	1.20	
-	10.00	2.30	9.30	-	0.15	1.20	
-	6.00	2.50	5.30	-	0.15	1.40	
-	8.00	2.50	7.30	-	0.15	1.40	
-	10.00	2.50	9.30	-	0.15	1.40	
-	7.00	2.80	6.00	-	0.15	1.70	
-	10.00	2.80	9.00	-	0.15	1.80	
-	12.00	2.80	11.00	-	0.15	1.70	
-	15.00	2.80	14.00	-	0.15	1.70	
-	18.00	2.80	17.00	-	0.15	1.70	
-	7.00	3.40	6.00	-	0.15	2.20	
-	12.00	3.40	11.00	-	0.15	2.20	
-	18.00	3.40	17.00	-	0.15	2.20	
-	9.00	4.00	8.00	-	0.20	2.80	
-	12.00	4.00	11.00	-	0.20	2.80	
-	18.00	4.00	17.00	-	0.20	2.80	
-	10.00	4.70	9.00	-	0.20	3.50	
-	12.00	4.70	11.00	-	0.20	3.50	
-	12.00	5.80	10.80	-	0.20	4.50	
-	18.00	5.80	16.80	-	0.20	4.50	
-	12.00	7.50	10.50	-	0.20	5.80	
-	12.00	9.50	10.00	-	0.20	7.30	
-	15.00	9.50	13.00	-	0.20	7.30	
-	18.00	9.50	16.00	-	0.20	7.30	
-	20.00	9.50	18.00	-	0.20	7.30	
-	18.00	11.00	16.00	-	0.20	8.30	
-	20.00	11.00	18.00	-	0.20	8.30	

Ordering data		
Type	Order No.	Pcs. / Pkt.
A 0,25-5	3202465	1000
A 0,25-7	3202478	1000
A 0,34-7	3009202	1000
A 0,5-6	3200218	1000
A 0,5-8	3202481	1000
A 0,5-10	3202494	1000
A 0,75-6	3200221	1000
A 0,75-8	3202504	1000
A 0,75-10	3200234	1000
A 1-6	3200247	1000
A 1-8	3202517	1000
A 1-10	3200250	1000
A 1,5-7	3200263	1000
A 1,5-10	3200276	1000
A 1,5-12	3202588	1000
A 1,5-15	3202591	1000
A 1,5-18	3202601	1000
A 2,5-7	3200289	1000
A 2,5-12	3200292	1000
A 2,5-18	3202821	1000
A 4-9	3200302	1000
A 4-12	3200315	1000
A 4-18	3202834	1000
A 6-10	3202520	500
A 6-12	3200328	500
A 10-12	3200331	500
A 10-18	3200344	500
A 16-12	3200425	100
A 25-12	3200357	100
A 25-15	3200360	100
A 25-18	3200373	100
A 25-20	3200386	100
A 35-18	3200399	100
A 35-20	3200409	100

Ferrules with insulating collar, according to DIN 46228-4

- The ferrules with plastic sleeve are made from soft tin-plated electrolytic copper
- The insulation reliability of close connections is increased and the splicing of wires is prevented
- The AI 0,25.. can also be used to process conductors with a cross section of 0.14 mm²



Notes:
 1) These ferrules are not included in DIN 46228-4:1990-09.



Conductor cross sections from 0.14 to 120 mm²

General data

Material / coating
 Plastic sleeve material
 Long/short-term temperature

Technical data

Technical data

E-CU / tin-plated (galvanic)
 polypropylene
 105°C / 120°C

Ordering data

Description	Cross section		Color
	[mm ²]	AWG	
Ferrules, with plastic sleeve, color range as per DIN 46228-4: 1990-09, CSA-certified			
	0.25 ¹⁾	22	yellow
	0.25 ¹⁾	22	yellow
	0.5	20	white
	0.5	20	white
	0.5	20	white
	0.5	20	white
	0.5 ¹⁾	20	white
	0.75	18	gray
	0.75	18	gray
	0.75	18	gray
	0.75	18	gray
	0.75	18	gray
	1	18	red
	1	18	red
	1	18	red
	1	18	red
	1	18	red
	1.5 ¹⁾	16	black
	1.5	16	black
	1.5	16	black
	1.5	16	black
	1.5	16	black
	1.5	16	black
	1.5	16	black
	2.5	14	blue
	2.5	14	blue
	2.5 ¹⁾	14	blue
	2.5	14	blue
	2.5	14	blue
	4	12	gray
	4	12	gray
	4	12	gray
	6	10	yellow
	6	10	yellow
	10	8	red
	10	8	red
	16	6	blue
	16	6	blue
	25	4	yellow
	25	4	yellow
	25	4	yellow
	35	2	red
	35	2	red
	35	2	red
	50	1/0	blue
	50	1/0	blue
	70 ¹⁾	2	yellow
	95 ¹⁾	4	red
	120 ¹⁾	5	blue

Dimensions [mm]							
a	b	d	h	i	j	k	
-	10.50	2.00	6.00	0.25	0.15	0.80	
-	12.50	2.00	8.00	0.25	0.15	0.80	
-	12.00	2.50	6.00	0.25	0.15	1.10	
-	14.00	2.50	8.00	0.25	0.15	1.10	
-	14.00	2.50	8.00	0.25	0.15	1.10	
-	16.00	2.50	10.00	0.25	0.15	1.10	
-	18.00	2.50	12.00	0.25	0.15	1.10	
-	12.00	2.80	6.00	0.25	0.15	1.30	
-	14.00	2.80	8.00	0.25	0.15	1.30	
-	14.00	2.80	8.00	0.25	0.15	1.30	
-	16.00	2.80	10.00	0.25	0.15	1.30	
-	18.00	2.80	12.00	0.25	0.15	1.30	
-	12.00	3.00	6.00	0.30	0.15	1.50	
-	14.00	3.00	8.00	0.30	0.15	1.50	
-	14.00	3.00	8.00	0.30	0.15	1.50	
-	16.00	3.00	10.00	0.30	0.15	1.50	
-	18.00	3.00	12.00	0.30	0.15	1.50	
-	12.00	3.40	6.00	0.30	0.15	1.80	
-	14.00	3.40	8.00	0.30	0.15	1.80	
-	14.00	3.40	8.00	0.30	0.15	1.80	
-	18.00	3.40	10.00	0.30	0.15	1.80	
-	18.50	3.40	12.00	0.30	0.15	1.80	
-	24.00	3.40	18.00	0.30	0.15	1.80	
-	14.00	4.20	8.00	0.30	0.15	2.30	
-	14.00	4.20	8.00	0.30	0.15	2.30	
-	17.00	4.20	10.00	0.30	0.15	2.30	
-	18.00	4.20	12.00	0.30	0.15	2.30	
-	24.00	4.20	18.00	0.30	0.15	2.30	
-	17.00	4.80	10.00	0.30	0.20	2.80	
-	19.00	4.80	12.00	0.30	0.20	2.80	
-	26.00	4.80	18.00	0.30	0.20	2.80	
-	20.00	6.20	12.00	0.30	0.20	3.50	
-	26.00	6.20	18.00	0.30	0.20	3.50	
-	22.00	7.50	12.00	0.30	0.20	4.60	
-	28.00	7.50	18.00	0.30	0.20	4.60	
-	24.00	8.80	12.00	0.40	0.20	5.80	
-	28.00	8.80	18.00	0.40	0.20	5.80	
-	30.00	11.00	16.00	0.50	0.20	7.30	
-	32.00	11.00	18.00	0.50	0.20	7.30	
-	35.00	11.00	22.00	0.50	0.20	7.30	
-	30.00	12.50	16.00	0.50	0.20	8.30	
-	32.00	12.50	18.00	0.50	0.20	8.30	
-	39.00	12.50	25.00	0.50	0.20	8.30	
-	36.00	15.00	20.00	0.60	0.35	10.30	
-	40.00	15.00	25.00	0.60	0.35	10.30	
-	37.00	16.00	20.00	0.60	0.35	12.70	
-	44.00	18.00	25.00	0.60	0.35	14.70	
-	48.00	21.00	27.00	0.70	0.45	16.70	

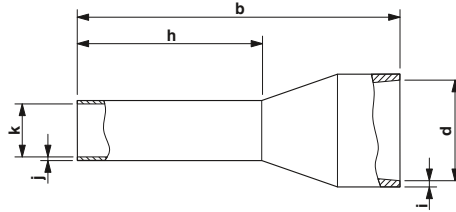


Type	Order No.	Pcs. / Pkt.
AI 0,25- 6 YE	3203024	100
AI 0,25- 8 YE	3203037	100
AI 0,5 - 6 WH	3200687	100
AI 0,5 - 8 WH	3200014	100
AI 0,5 - 8 WH -1000	3200881	1000
AI 0,5 -10 WH	3201275	100
AI 0,5 -12 WH	3200506	100
AI 0,75- 6 GY	3200690	100
AI 0,75- 8 GY	3200519	100
AI 0,75- 8 GY -1000	3200894	1000
AI 0,75-10 GY	3201288	100
AI 0,75-12 GY	3200849	100
AI 1 - 6 RD	3200742	100
AI 1 - 8 RD	3200030	100
AI 1 - 8 RD -1000	3200904	1000
AI 1 -10 RD	3200182	100
AI 1 -12 RD	3200674	100
AI 1,5 - 6 BK	3200755	100
AI 1,5 - 8 BK	3200043	100
AI 1,5 - 8 BK -1000	3200917	1000
AI 1,5 -10 BK	3200195	100
AI 1,5 -12 BK	3201482	100
AI 1,5 -18 BK	3200056	100
AI 2,5 - 8 BU	3200522	100
AI 2,5 - 8 BU -1000	3200920	1000
AI 2,5 -10 BU	3202533	100
AI 2,5 -12 BU	3200962	100
AI 2,5 -18 BU	3200580	100
AI 4 -10 GY	3200535	100
AI 4 -12 GY	3200959	100
AI 4 -18 GY	3200593	100
AI 6 -12 YE	3200548	100
AI 6 -18 YE	3200603	100
AI 10 -12 RD	3200551	100
AI 10 -18 RD	3200616	100
AI 16 -12 BU	3200564	100
AI 16 -18 BU	3200629	100
AI 25 -16 YE	3200577	50
AI 25 -18 YE	3201505	50
AI 25 -22 YE	3200700	50
AI 35 -16 RD	3200441	50
AI 35 -18 RD	3201495	50
AI 35 -25 RD	3200713	50
AI 50 -20 BU	3200454	50
AI 50 -25 BU	3200726	25
AI 70 -20 YE	3201848	25
AI 95 -25 RD	3201853	25
AI120 -27 BU	3201822	25

Hand tools

Ferrules with insulating collar with color code in acc. with NF C 63-023

- In terms of dimensions, these ferrules conform to DIN 46228-4: 1990-09
- The color code of the plastic insulating collar is based on the French standard NF C 63-023: 1994-02
- The metal sleeves are made from soft tin-plated electrolytic copper



Conductor cross sections from 0.5 to 50 mm²

Notes:
 1) These ferrules are not included in DIN 46228-4:1990-09.



General data

Material / coating
 Plastic sleeve material
 Long/short-term temperature

Technical data

Technical data

E-CU / tin-plated (galvanic)
 polypropylene
 105°C / 120°C

Ordering data

Description	Cross section		Color
	[mm ²]	AWG	

Dimensions [mm]							
a	b	d	h	i	j	k	

Type	Order No.	Pcs. / Pkt.
------	-----------	-------------

Ferrules, with plastic sleeve, color code as per NF C 63-023: 1994-02, CSA-certified

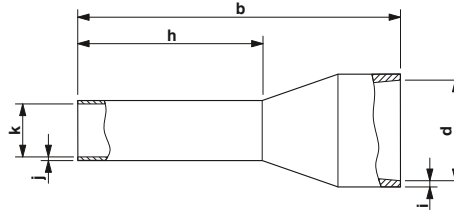
0.5	20	white
0.5	20	white
0.5	20	white
0.5	20	white
0.5 ¹⁾	20	white
0.75	18	blue
1	18	red
1	18	red
1	18	red
1	18	red
1	18	red
1.5 ¹⁾	16	black
1.5	16	black
1.5	16	black
1.5	16	black
1.5	16	black
1.5	16	black
2.5	14	gray
2.5	14	gray
2.5	14	gray
4	12	orange
4	12	orange
4	12	orange
6	10	green
6	10	green
10	8	brown
10	8	brown
16	6	ivory
25	4	black
25	4	black
35	2	red
35	2	red
50	1/0	blue
50	1/0	blue

-	12.00	2.50	6.00	0.25	0.15	1.10	
-	14.00	2.50	8.00	0.25	0.15	1.10	
-	14.00	2.50	8.00	0.25	0.15	1.10	
-	16.00	2.50	10.00	0.25	0.15	1.10	
-	18.00	2.50	12.00	0.25	0.15	1.10	
-	14.00	2.80	8.00	0.25	0.15	1.30	
-	12.00	3.00	6.00	0.30	0.15	1.50	
-	14.00	3.00	8.00	0.30	0.15	1.50	
-	14.00	3.00	8.00	0.30	0.15	1.50	
-	16.00	3.00	10.00	0.30	0.15	1.50	
-	18.00	3.00	12.00	0.30	0.15	1.50	
-	12.00	3.40	6.00	0.30	0.15	1.80	
-	14.00	3.40	8.00	0.30	0.15	1.80	
-	14.00	3.40	8.00	0.30	0.15	1.80	
-	18.00	3.40	10.00	0.30	0.15	1.80	
-	18.50	3.40	12.00	0.30	0.15	1.80	
-	24.00	3.40	18.00	0.30	0.15	1.80	
-	14.00	4.20	8.00	0.30	0.15	2.30	
-	18.00	4.20	12.00	0.30	0.15	2.30	
-	24.00	4.20	18.00	0.30	0.15	2.30	
-	17.00	4.80	10.00	0.30	0.20	2.80	
-	19.00	4.80	12.00	0.30	0.20	2.80	
-	26.00	4.80	18.00	0.30	0.20	2.80	
-	20.00	6.20	12.00	0.30	0.20	3.50	
-	26.00	6.20	18.00	0.30	0.20	3.50	
-	22.00	7.50	12.00	0.30	0.20	4.60	
-	28.00	7.50	18.00	0.30	0.20	4.60	
-	24.00	8.80	12.00	0.40	0.20	5.80	
-	30.00	11.00	16.00	0.50	0.20	7.30	
-	35.00	11.00	22.00	0.50	0.20	7.30	
-	30.00	12.50	16.00	0.50	0.20	8.30	
-	39.00	12.50	25.00	0.50	0.20	8.30	
-	36.00	15.00	20.00	0.60	0.35	10.30	
-	40.00	15.00	25.00	0.60	0.35	10.30	

AI 0,5 - 6 WH	3200687	100
AI 0,5 - 8 WH	3200014	100
AI 0,5 - 8 WH -1000	3200881	1000
AI 0,5 -10 WH	3201275	100
AI 0,5 -12 WH	3200506	100
AI 0,75- 8 BU	3200027	100
AI 1 - 6 RD	3200742	100
AI 1 - 8 RD	3200030	100
AI 1 - 8 RD -1000	3200904	1000
AI 1 -10 RD	3200182	100
AI 1 -12 RD	3200674	100
AI 1,5 - 6 BK	3200755	100
AI 1,5 - 8 BK	3200043	100
AI 1,5 - 8 BK -1000	3200917	1000
AI 1,5 -10 BK	3200195	100
AI 1,5 -12 BK	3201482	100
AI 1,5 -18 BK	3200056	100
AI 2,5 - 8 GY	3200069	100
AI 2,5 -12 GY	3200205	100
AI 2,5 -18 GY	3200072	100
AI 4 -10 OG	3200085	100
AI 4 -12 OG	3200438	100
AI 4 -18 OG	3200098	100
AI 6 -12 GN	3200108	100
AI 6 -18 GN	3200111	100
AI 10 -12 BN	3200124	100
AI 10 -18 BN	3200137	100
AI 16 -12 IV	3201181	100
AI 25 -16 BK	3200412	50
AI 25 -22 BK	3200739	50
AI 35 -16 RD	3200441	50
AI 35 -25 RD	3200713	50
AI 50 -20 BU	3200454	50
AI 50 -25 BU	3200726	25

Ferrules with insulating collar in special colors

- The ferrules with plastic sleeve are made from soft tin-plated electrolytic copper
- In terms of dimensions, they conform to DIN 46228-4: 1990-09
- The AI 0,25.. can also be used to process conductors with a cross section of 0.14 mm²



Notes:
 1) These ferrules are not included in DIN 46228-4:1990-09.



Conductor cross sections from 0.14 to 120 mm²



General data	
Material / coating	
Plastic sleeve material	
Long/short-term temperature	

Technical data							

Technical data		
E-CU / tin-plated (galvanic)		
polypropylene		
105°C / 120°C		

Description	Cross section		Color
	[mm ²]	AWG	
Ferrules, with plastic sleeve, special colors, CSA-certified			
	0.25 ¹⁾	22	blue
	0.25 ¹⁾	22	blue
	0.34 ¹⁾	22	turquoise
	0.34 ¹⁾	22	turquoise
	0.34 ¹⁾	22	turquoise
	0.5	20	orange
	0.5	20	orange
	0.75	18	white
	0.75	18	white
	1	18	yellow
	1	18	yellow
	1.5	16	red
	2.5	14	blue
	2.5	14	blue
	2.5	14	blue
	2.5	14	blue
	4	12	gray
	4	12	gray
	4	12	gray
	6	10	black
	10	8	ivory
	16	6	green
	16	6	green
	25	4	brown
	35	2	beige
	50	1/0	olive
	95 ¹⁾	4	red
	120 ¹⁾	5	blue

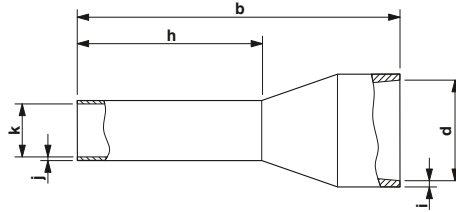
Dimensions [mm]							
a	b	d	h	i	j	k	
-	10.50	2.00	6.00	0.25	0.15	0.80	
-	16.50	2.00	12.00	0.25	0.15	0.80	
-	10.50	2.00	6.00	0.25	0.15	0.80	
-	12.50	2.00	8.00	0.25	0.15	0.80	
-	16.50	2.00	12.00	0.25	0.25	0.80	
-	12.00	2.50	6.00	0.25	0.15	1.10	
-	14.00	2.50	8.00	0.25	0.15	1.10	
-	12.00	2.80	6.00	0.25	0.15	1.30	
-	14.00	2.80	8.00	0.25	0.15	1.30	
-	12.00	3.00	6.00	0.30	0.15	1.50	
-	14.00	3.00	8.00	0.30	0.15	1.50	
-	14.00	3.40	8.00	0.30	0.15	1.80	
-	14.00	4.20	8.00	0.30	0.15	2.30	
-	14.00	4.20	8.00	0.30	0.15	2.30	
-	18.00	4.20	12.00	0.30	0.15	2.30	
-	24.00	4.20	18.00	0.30	0.15	2.30	
-	17.00	4.80	10.00	0.30	0.20	2.80	
-	19.00	4.80	12.00	0.30	0.20	2.80	
-	26.00	4.80	18.00	0.30	0.20	2.80	
-	20.00	6.20	12.00	0.30	0.20	3.50	
-	22.00	7.50	12.00	0.30	0.20	4.60	
-	24.00	8.80	12.00	0.40	0.20	5.80	
-	28.00	8.80	18.00	0.40	0.20	5.80	
-	30.00	11.00	16.00	0.50	0.20	7.30	
-	30.00	12.50	16.00	0.50	0.20	8.30	
-	36.00	15.00	20.00	0.60	0.35	10.30	
-	44.00	18.00	25.00	0.60	0.35	14.70	
-	48.00	21.00	27.00	0.70	0.45	16.70	

Ordering data		
Type	Order No.	Pcs. / Pkt.
AI 0,25- 6 BU	3203040	100
AI 0,25-12 BU	3200632	100
AI 0,34- 6 TQ	3203053	100
AI 0,34- 8 TQ	3203066	100
AI 0,34-12 TQ	3200645	100
AI 0,5 - 6 OG	3201301	100
AI 0,5 - 8 OG	3201123	100
AI 0,75- 6 WH	3201314	100
AI 0,75- 8 WH	3201110	100
AI 1 - 6 YE	3201327	100
AI 1 - 8 YE	3201097	100
AI 1,5 - 8 RD	3201136	100
AI 2,5 - 8 BU	3200522	100
AI 2,5 - 8 BU -1000	3200920	1000
AI 2,5 -12 BU	3200962	100
AI 2,5 -18 BU	3200580	100
AI 4 -10 GY	3200535	100
AI 4 -12 GY	3200959	100
AI 4 -18 GY	3200593	100
AI 6 -12 BK	3201107	100
AI 10 -12 IV	3201068	100
AI 16 -12 GN	3201152	100
AI 16 -18 GN	3201330	100
AI 25 -16 BN	3201084	50
AI 35 -16 BE	3201071	50
AI 50 -20 OL	3201178	50
AI 95 -25 RD	3201853	25
AI120 -27 BU	3201822	25

Hand tools

Ferrules for special applications

- These ferrules enable practical crimping of conductors with increased insulation
- Due to the increased diameter of the insulating collar, this type of ferrule is specifically used with AWG cables



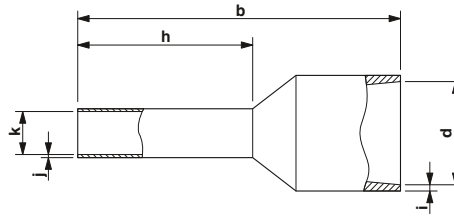
Conductor cross sections from 0.5 to 1.5 mm²



General data			Technical data								Technical data							
Material / coating											E-CU / tin-plated (galvanic)							
Plastic sleeve material											polypropylene							
Long/short-term temperature											105°C / 120°C							
Description			Cross section		Color			Dimensions [mm]								Ordering data		
			[mm ²]	AWG				a	b	d	h	i	j	k	Type	Order No.	Pcs. / Pkt.	
Ferrules, with plastic sleeves, CSA-certified																		
			0.5	20	white			-	13.50	3.00	8.00	0.25	0.15	1.10	AI 0,5 - 8 WH-GB	1208966	500	
			0.5	20	white			-	15.50	3.00	10.00	0.25	0.15	1.10	AI 0,5-10 WH-GB	3203150	100	
			0.75	18	gray			-	14.00	3.40	8.00	0.25	0.15	1.30	AI 0,75- 8 GY-GB	1208979	500	
			0.75	18	gray			-	16.00	3.40	10.00	0.25	0.15	1.30	AI 0,75-10 GY-GB	3203163	100	
			1	18	red			-	14.00	3.40	8.00	0.30	0.15	1.50	AI 1 - 8 RD-GB	1208982	500	
			1	18	red			-	16.00	3.40	10.00	0.30	0.15	1.50	AI 1 -10 RD-GB-1000	1208869	1000	
			1.5	16	black			-	14.00	3.70	8.00	0.30	0.15	1.80	AI 1,5 - 8 BK-GB-1000	3202892	1000	
			1.5	16	black			-	16.00	3.70	10.00	0.30	0.15	1.80	AI 1,5 -10 BK-GB-1000	1208872	1000	

Ferrules for special applications

- These ferrules can be used for short-circuit-proof cables
- Previous methods of achieving correct conductor insulation are much more time consuming



Conductor cross sections from 1.5 to 16 mm²

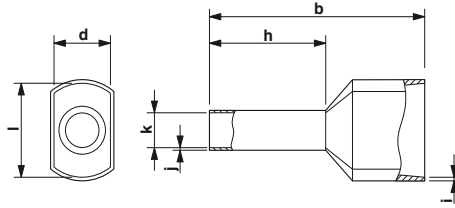


General data			Technical data								Technical data						
Material / coating											E-CU / tin-plated (galvanic)						
Plastic sleeve material											polypropylene						
Long/short-term temperature											105°C / 120°C						
Description			Cross section		Color		Dimensions [mm]								Ordering data		
			[mm ²]	AWG			a	b	d	h	i	j	k	Type	Order No.	Pcs. / Pkt.	
Ferrules, with plastic sleeve, color range as per DIN 46228-4: 1990-09, CSA-certified																	
			1.5	16	black	-	17.50	7.00	8.00	0.30	0.15	1.80	AI-XL 1,5- 8 BK	3201916	100		
			1.5	16	black	-	19.50	7.00	10.00	0.30	0.15	1.80	AI-XL 1,5-10 BK	3201974	100		
			2.5	14	blue	-	17.50	7.90	8.00	0.30	0.15	2.30	AI-XL 2,5- 8 BU	3201929	100		
			2.5	14	blue	-	21.50	7.90	12.00	0.30	0.15	2.30	AI-XL 2,5-12 BU	3201987	100		
			4	12	gray	-	19.50	7.90	10.00	0.30	0.20	2.90	AI-XL 4 -10 GY	3201932	100		
			6	10	yellow	-	23.00	8.70	12.00	0.30	0.20	3.60	AI-XL 6 -12 YE	3201945	100		
			10	8	red	-	24.00	10.20	12.00	0.30	0.20	4.60	AI-XL 10 -12 RD	3201958	100		
			16	6	blue	-	25.50	12.50	12.00	0.40	0.20	6.00	AI-XL 16 -12 BU	3201961	100		

Hand tools

Ferrules for special applications

- The TWIN ferrules provide a practical way of crimping two conductors in one ferrule
- These special ferrules allow chain bridges to be set up with ease
- Different versions of the individual TWIN ferrules can be selected for specific applications



Conductor cross sections from 2 x 0.5 to 2 x 16 mm²



General data				Technical data								Technical data		
Material / coating												E-CU / tin-plated (galvanic)		
Plastic sleeve material												polypropylene		
Long/short-term temperature												105°C / 120°C		
Description				Dimensions [mm]								Ordering data		
Cross section		Color	b	d	h	i	j	k	l	Type	Order No.	Pcs. / Pkt.		
[mm ²]	AWG													
Ferrules, with plastic sleeve, color range as per DIN 46228-4: 1990-09, CSA-certified														
2 x 0.5	2 x 20	white	15.00	2.50	8.00	0.25	0.15	1.50	4.70	AI-TWIN 2X 0,5 - 8 WH	3200933	100		
2 x 0.75	2 x 18	gray	15.00	2.80	8.00	0.25	0.15	1.80	5.00	AI-TWIN 2X 0,75- 8 GY	3200807	100		
2 x 0.75	2 x 18	gray	17.00	2.80	10.00	0.25	0.15	1.80	5.00	AI-TWIN 2X 0,75-10 GY	3200975	100		
2 x 1	2 x 18	red	15.00	3.40	8.00	0.30	0.15	2.05	5.40	AI-TWIN 2X 1 - 8 RD	3200810	100		
2 x 1	2 x 18	red	17.00	3.40	10.00	0.30	0.15	2.05	5.40	AI-TWIN 2X 1 -10 RD	3200988	100		
2 x 1	2 x 18	red	17.00	3.40	12.00	0.30	0.15	2.05	5.40	AI-TWIN 2X1-12 RD	3240679	100		
2 x 1.5	2 x 16	black	16.00	3.60	8.00	0.30	0.15	2.30	6.60	AI-TWIN 2X 1,5 - 8 BK	3200823	100		
2 x 1.5	2 x 16	black	18.00	3.60	10.00	0.30	0.15	2.30	6.60	AI-TWIN 2X 1,5 -10 BK	3201534	100		
2 x 1.5	2 x 16	black	20.00	3.60	12.00	0.30	0.15	2.30	6.60	AI-TWIN 2X 1,5 -12 BK	3200991	100		
2 x 2.5	2 x 14	blue	18.50	4.20	10.00	0.30	0.20	2.90	7.80	AI-TWIN 2X 2,5 -10 BU	3200836	100		
2 x 2.5	2 x 14	blue	21.50	4.20	13.00	0.30	0.20	2.90	7.80	AI-TWIN 2X 2,5 -13 BU	3200878	100		
2 x 4	2 x 12	gray	23.00	4.90	12.00	0.30	0.20	3.80	8.80	AI-TWIN 2X 4 -12 GY	3201000	100		
2 x 6	2 x 10	yellow	25.00	5.90	14.00	0.40	0.20	4.90	10.00	AI-TWIN 2X 6 -14 YE	3201013	100		
2 x 10	2 x 8	red	26.00	7.20	14.00	0.40	0.20	6.50	13.00	AI-TWIN 2X10 -14 RD	3201026	100		
2 x 16	2 x 6	blue	31.00	8.80	16.00	0.50	0.20	8.50	16.60	AI-TWIN 2X16 -16 BU	3202847	50		
Ferrules, with plastic sleeve, color range according to NF C 63-023, CSA-certified														
2 x 0.75	18	blue	15.00	2.80	8.00	0.25	0.15	1.80	5.00	AI-TWIN 2X0,75-8 BU	3240668	100		
2 x 2.5	14	gray	18.50	4.20	10.00	0.30	0.20	2.90	7.80	AI-TWIN 2X2,5-10 GY	3240669	100		

Ferrules with plastic sleeve, taped, supplied on large coils

- Ferrules in tape format for automatic processing
- The ferrules are supplied on large coils, each containing a quantity of up to 3000



Conductor cross section of 0.5 - 2.5 mm²



General data			Technical data								Technical data		
Material / coating											E-CU / tin-plated (galvanic)		
Plastic sleeve material											polypropylene		
Long/short-term temperature											105°C / 120°C		
Description			Cross section		Dimensions [mm]			Ordering data					
	[mm ²]	AWG	a	b	d	h	i	j	k	Type	Order No.	Pcs. / Pkt.	
Taped ferrules, with plastic sleeve, large coils for automatic processing, color range acc. to DIN 46228-4: 1990-09, CSA certified													
	0.5	20	white	-	14.00	2.50	8.00	0.25	0.15	1.10	AI 0,5-8 WH-B 3000	3240663	3000
	0.75	18	gray	-	14.00	2.80	8.00	0.25	0.15	1.30	AI 0,75-8 GY-B 3000	3240664	3000
	1	18	red	-	14.00	3.00	8.00	0.30	0.15	1.50	AI 1-8 RD-B 3000	3240665	3000
	1.5	16	black	-	14.00	3.40	8.00	0.30	0.15	1.80	AI 1,5-8 BK-B 2500	3240666	2500
	2.5	14	blue	-	14.00	4.20	8.00	0.30	0.15	2.30	AI 2,5-8 BU-B 1500	3240667	1500

Hand tools

Assortment boxes containing ferrules



- The practical assortment boxes are designed to keep your workshop tidy
- Color coding and the transparent cover facilitate fast access to the required ferrules.
- Using the integrated euro-clip, they can be hung up on perforated board walls, for example, to save space



Ordering data

Description	Color	Type	Order No.	Pcs. / Pkt.
Assortment box , equipped with ferrules in accordance with DIN 46228-4, CSA-certified 500 pcs. each of AI 0,5-8 WH, AI 2,5-8 BU, 100 pcs. each of AI 0,75-8 GY, AI 1-8 RD, AI 1,5-8 BK	red	AI SORTI BOX RD	3202960	1
Assortment box , equipped with ferrules in accordance with DIN 46228-4, CSA-certified 50 pcs. of AI 4-10 GY, 20 pcs. each of AI 6-12 YE, AI 10-12 RD, 10 pcs. of AI 16-12 BU	anthracite	AI SORTI BOX ANT	3202973	1
Assortment box , equipped with TWIN ferrules in accordance with DIN 46228-4, CSA-certified 500 pcs. each of AI-TWIN 2x0,5-8 WH, AI-TWIN 2x0,75-8 GY, AI-TWIN 2x1-8 RD, AI-TWIN 2x1,5-8 BK 25 pcs. of AI-TWIN 2x2,5-10 BU	blue	AI-TWIN SORTI BOX BU	3202986	1
Assortment box , equipped with TWIN ferrules in accordance with DIN 46228-4, CSA-certified 20 pcs. of AI-TWIN 2x4-12 GY, 10 pcs. each of AI-TWIN 2x6-14 YE, AI-TWIN 2x10-14 RD	gray	AI-TWIN SORTI BOX GY	3202999	1
Assortment box , empty, with five compartments	light gray	AI SORTI BOX-E LGY	3203008	10

Ferrule set with tools

- Stripping and crimping set with a selection of CSA/CSA-certified ferrules



Description
<p>Assortment box, made of metal, equipped with ferrules in accordance with DIN 46228-4: 1990-09, CSA-certified 500 pieces each of Al 0,25-6 YE, Al 0,34-6 TQ, Al 0,5-8 WH, Al 0,75-8 GY, Al 1-8 RD, Al 1,5-8 BK, 300 pieces of Al 2,5-8 BU, 200 pieces of Al 4-10 GY, 100 pieces of Al 6-12 YE as well as stripping tool for cables and conductors of up to 6 mm² Crimp pliers for ferrules in accordance with DIN 46228, Part 1+4, 0.5 – 6 mm², front insertion, trapezoidal crimp</p>
<p>Assortment box, made of metal, equipped with ferrules in accordance with DIN 46228-4: 1990-09, CSA-certified 300 pieces of Al 10-12 RD, 200 pieces of Al 16-12 BU, 100 pieces of Al 25-16 YE as well as stripping tool, for stripping cables of 4.5 - 40 mm, Crimp pliers for ferrules in accordance with DIN 46228, Part 1+4, 10 - 25 mm², lateral insertion, WM crimp</p>
<p>Assortment box, metal, no components mounted</p>

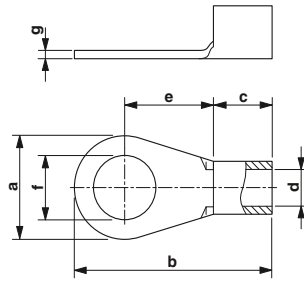
Ordering data

Type	Order No.	Pcs. / Pkt.
CRIMPSET 6	1202072	1
CRIMPSET 25	1202580	1
CRIMPSET 6/25 LEER	1204041	1

Hand tools

Ring cable lugs, uninsulated

- The ring cable lugs without plastic sleeve are made from high-quality tin-plated electrolytic copper for maximum protection against corrosion
- The hard-soldered press zone enables maximum conductor extraction values to be achieved
- The CRIMPFOX-RC... tools from our CRIMPFOX range of crimping pliers are available for optimum crimping



Conductor cross sections from 0.5 to 240 mm²

General data			Technical data								Technical data						
Material / coating											Copper / Tin-plated						
Temperature range			[°C]								... 110						
Description			Cross section		Color		Dimensions [mm]								Ordering data		
			[mm ²]	AWG			a	b	c	d	e	f	g	Type	Order No.	Pcs. / Pkt.	
Ring cable lug, uninsulated, as per DIN 46234																	
	0.5 - 1	20 - 18	silver	6.00	14.00	5.00	1.60	6.00	2.80	0.80	C-RC 1/M2,5 DIN	3240069	100				
	0.5 - 1	20 - 18	silver	6.00	14.00	5.00	1.60	6.00	3.20	0.80	C-RC 1/M3 DIN	3240070	100				
	0.5 - 1	20 - 18	silver	6.00	14.00	5.00	1.60	6.00	3.70	0.80	C-RC 1/M3,5 DIN	3240071	100				
	0.5 - 1	20 - 18	silver	8.00	16.00	5.00	1.60	7.00	4.30	0.80	C-RC 1/M4 DIN	3240072	100				
	0.5 - 1	20 - 18	silver	10.00	18.00	5.00	1.60	8.00	5.30	0.80	C-RC 1/M5 DIN	3240073	100				
	0.5 - 1	20 - 18	silver	10.00	18.00	5.00	1.60	8.00	6.50	0.80	C-RC 1/M6 DIN	3240074	100				
	0.5 - 1	20 - 18	silver	11.60	22.00	5.00	1.60	12.00	8.40	0.80	C-RC 1/M8 DIN	3240075	100				
	1 - 2.5	18 - 14	silver	6.00	14.00	5.00	2.30	6.00	3.20	0.80	C-RC 2,5/M3 DIN	3240076	100				
	1 - 2.5	18 - 14	silver	6.00	14.00	5.00	2.30	6.00	3.70	0.80	C-RC 2,5/M3,5 DIN	3240077	100				
	1 - 2.5	18 - 14	silver	8.00	16.00	5.00	2.30	7.00	4.30	0.80	C-RC 2,5/M4 DIN	3240078	100				
	1 - 2.5	18 - 14	silver	10.00	19.00	5.00	2.30	9.00	5.30	0.80	C-RC 2,5/M5 DIN	3240079	100				
	1 - 2.5	18 - 14	silver	11.00	21.50	5.00	2.30	11.00	6.50	0.80	C-RC 2,5/M6 DIN	3240080	100				
	1 - 2.5	18 - 14	silver	14.00	24.00	5.00	2.30	12.00	8.40	0.80	C-RC 2,5/M8 DIN	3240081	100				
	1 - 2.5	18 - 14	silver	14.00	25.40	5.00	2.30	12.00	10.50	0.80	C-RC 2,5/M10 DIN	3240082	100				
	2.5 - 6	14 - 10	silver	8.00	17.50	6.00	3.60	8.00	4.30	1.00	C-RC 6/M4 DIN	3240083	50				
	2.5 - 6	14 - 10	silver	10.00	20.00	6.00	3.60	9.00	5.30	1.00	C-RC 6/M5 DIN	3240084	50				
	2.5 - 6	14 - 10	silver	11.00	22.00	6.00	3.60	10.00	6.50	1.00	C-RC 6/M6 DIN	3240085	50				
	2.5 - 6	14 - 10	silver	14.00	26.00	6.00	3.60	13.00	8.40	1.00	C-RC 6/M8 DIN	3240086	50				
	2.5 - 6	14 - 10	silver	18.00	30.00	6.00	3.60	15.00	10.50	1.00	C-RC 6/M10 DIN	3240087	50				
	2.5 - 6	14 - 10	silver	18.00	35.50	6.00	3.60	15.00	13.00	1.00	C-RC 6/M12 DIN	3240088	50				
	- 10	- 8	silver	10.00	21.00	8.00	4.50	8.00	5.30	1.10	C-RC 10/M5 DIN	3240089	100				
	- 10	- 8	silver	11.00	23.00	8.00	4.50	9.00	6.50	1.10	C-RC 10/M6 DIN	3240090	100				
	- 10	- 8	silver	14.00	27.00	8.00	4.50	12.00	8.40	1.10	C-RC 10/M8 DIN	3240091	100				
	- 10	- 8	silver	18.00	30.00	8.00	4.50	13.00	10.50	1.10	C-RC 10/M10 DIN	3240092	100				
	- 10	- 8	silver	22.00	34.00	8.00	4.50	15.00	13.00	1.10	C-RC 10/M12 DIN	3240093	100				
	- 16	- 6	silver	11.00	26.00	10.00	5.80	10.00	5.30	1.10	C-RC 16/M5 DIN	3240094	100				
	- 16	- 6	silver	11.00	26.00	10.00	5.80	10.00	6.50	1.20	C-RC 16/M6 DIN	3240095	100				
	- 16	- 6	silver	14.00	29.00	10.00	5.80	12.00	8.40	1.20	C-RC 16/M8 DIN	3240096	100				
	- 16	- 6	silver	18.00	33.00	10.00	5.80	14.00	10.50	1.20	C-RC 16/M10 DIN	3240097	100				
	- 16	- 6	silver	22.00	37.00	10.00	5.80	16.00	13.00	1.20	C-RC 16/M12 DIN	3240098	100				
	- 25	- 4	silver	12.00	31.00	11.00	7.50	14.00	5.30	1.50	C-RC 25/M5 DIN	3240099	100				
	- 25	- 4	silver	12.00	31.00	11.00	7.50	14.00	6.50	1.50	C-RC 25/M6 DIN	3240100	100				
	- 25	- 4	silver	16.00	33.00	11.00	7.50	14.00	8.40	1.50	C-RC 25/M8 DIN	3240101	100				
	- 25	- 4	silver	18.00	35.00	11.00	7.50	15.00	10.50	1.50	C-RC 25/M10 DIN	3240102	100				
	- 25	- 4	silver	31.00	42.00	11.00	7.50	20.00	13.00	1.50	C-RC 25/M12 DIN	3240103	100				
	- 25	- 4	silver	35.00	49.00	11.00	7.50	25.00	17.00	1.50	C-RC 25/M16 DIN	3240104	100				
	- 35	- 2	silver	15.00	34.00	12.00	9.00	14.00	6.50	1.60	C-RC 35/M6 DIN	3240105	100				
	- 35	- 2	silver	16.00	34.00	12.00	9.00	14.00	8.40	1.60	C-RC 35/M8 DIN	3240106	100				
	- 35	- 2	silver	18.00	36.00	12.00	9.00	15.00	10.50	1.60	C-RC 35/M10 DIN	3240107	100				
	- 35	- 2	silver	22.00	42.00	12.00	9.00	19.00	13.00	1.60	C-RC 35/M12 DIN	3240108	100				
	- 35	- 2	silver	28.00	50.00	12.00	9.00	24.00	17.00	1.60	C-RC 35/M16 DIN	3240109	100				
	- 50	- 1/0	silver	18.00	43.00	16.00	11.00	18.00	6.50	1.80	C-RC 50/M6 DIN	3240110	100				
	- 50	- 1/0	silver	18.00	43.00	16.00	11.00	18.00	8.40	1.80	C-RC 50/M8 DIN	3240111	100				
	- 50	- 1/0	silver	18.00	43.00	16.00	11.00	18.00	10.50	1.80	C-RC 50/M10 DIN	3240112	100				
	- 50	- 1/0	silver	22.00	47.00	16.00	11.00	20.00	13.00	1.80	C-RC 50/M12 DIN	3240113	100				
	- 50	- 1/0	silver	28.00	54.00	16.00	11.00	24.00	17.00	1.80	C-RC 50/M16 DIN	3240114	100				
	- 70	- 2/0	silver	22.00	49.00	18.00	13.00	20.00	6.50	2.00	C-RC 70/M6 DIN	3240115	100				
	- 70	- 2/0	silver	22.00	49.00	18.00	13.00	20.00	8.40	2.00	C-RC 70/M8 DIN	3240116	100				
	- 70	- 2/0	silver	22.00	49.00	18.00	13.00	20.00	10.50	2.00	C-RC 70/M10 DIN	3240117	100				
	- 95	- 3/0	silver	24.00	54.00	20.00	15.00	22.00	8.40	2.50	C-RC 95/M8 DIN	3240120	50				
	- 95	- 3/0	silver	24.00	54.00	20.00	15.00	22.00	10.50	2.50	C-RC 95/M10 DIN	3240121	50				
	- 95	- 3/0	silver	24.00	54.00	20.00	15.00	22.00	13.00	2.50	C-RC 95/M12 DIN	3240122	50				

Ring cable lugs, uninsulated

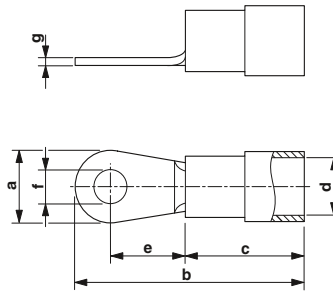
Conductor cross sections from 0.5 to 240 mm²

General data			Technical data							Technical data			
Material / coating										Copper / Tin-plated			
Temperature range			[°C]							... 110			
Description	Cross section		Color	Dimensions [mm]							Ordering data		
	[mm ²]	AWG		a	b	c	d	e	f	g	Type	Order No.	Pcs. / Pkt.
Ring cable lug, uninsulated, as per DIN 46234													
	120	250	silver	24.00	56.00	22.00	16.50	22.00	8.40	3.00	C-RC 120/M8 DIN	3240124	25
	120	250	silver	24.00	56.00	22.00	16.50	22.00	10.50	3.00	C-RC 120/M10 DIN	3240125	25
	120	250	silver	24.00	56.00	22.00	16.50	22.00	13.00	3.00	C-RC 120/M12 DIN	3240126	25
	150	300	silver	30.00	65.00	24.00	19.00	26.00	10.50	3.20	C-RC 150/M10 DIN	3240128	25
	150	300	silver	30.00	65.00	24.00	19.00	26.00	13.00	3.20	C-RC 150/M12 DIN	3240129	25
	150	300	silver	30.00	65.00	24.00	19.00	26.00	17.00	3.20	C-RC 150/M16 DIN	3240130	25
	185	350	silver	36.00	74.00	28.00	21.00	22.00	10.50	3.50	C-RC 185/M10 DIN	3240131	20
	185	350	silver	36.00	74.00	28.00	21.00	22.00	13.00	3.50	C-RC 185/M12 DIN	3240132	20
	185	350	silver	36.00	74.00	28.00	21.00	22.00	17.00	3.50	C-RC 185/M16 DIN	3240133	20
	240	500	silver	38.00	75.00	32.00	23.50	24.00	10.50	4.00	C-RC 240/M10 DIN	3240134	10
	240	500	silver	38.00	75.00	32.00	23.50	24.00	13.00	4.00	C-RC 240/M12 DIN	3240135	10
	240	500	silver	38.00	75.00	32.00	23.50	24.00	17.00	4.00	C-RC 240/M16 DIN	3240136	10

Hand tools

Ring cable lugs, insulated

- The insulated ring cable lugs with plastic sleeve are hard-soldered and feature the "EASY ENTRY" system
- The sleeves are conically tapered to facilitate easy and correct insertion of the conductor



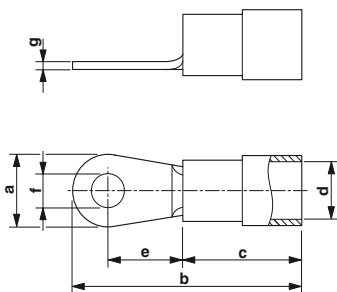
Conductor cross sections from 0.5 to 10 mm²

General data			Technical data								Technical data		
Material / coating											Copper / Tin-plated		
Temperature range			[°C]								-20 ... 105		
Description	Cross section		Color	Dimensions [mm]							Ordering data		
	[mm ²]	AWG		a	b	c	d	e	f	g	Type	Order No.	Pcs. / Pkt.
Ring cable lug, insulated as per UL													
	0.5 - 1.5	20 - 16	red	5.50	17.50	10.50	4.10	4.30	3.20	0.75	C-RCI 1,5/M3	3240016	100
	0.5 - 1.5	20 - 16	red	5.50	17.50	10.50	4.10	4.30	3.70	0.75	C-RCI 1,5/M3,5	3240017	100
	0.5 - 1.5	20 - 16	red	8.00	21.70	10.50	4.10	7.30	4.30	0.75	C-RCI 1,5/M4	3240018	100
	0.5 - 1.5	20 - 16	red	8.00	21.70	10.50	4.10	7.30	5.30	0.75	C-RCI 1,5/M5	3240019	100
	0.5 - 1.5	20 - 16	red	11.60	27.60	10.50	4.10	11.20	6.50	0.75	C-RCI 1,5/M6	3240020	100
	1.5 - 2.5	16 - 14	blue	6.60	20.60	11.00	4.50	7.80	3.20	0.80	C-RCI 2,5/M3	3240021	100
	1.5 - 2.5	16 - 14	blue	6.60	20.60	11.00	4.50	6.30	3.70	0.80	C-RCI 2,5/M3,5	3240022	100
	1.5 - 2.5	16 - 14	blue	8.50	23.00	11.00	4.50	7.80	4.30	0.80	C-RCI 2,5/M4	3240023	100
	1.5 - 2.5	16 - 14	blue	9.50	23.00	11.00	4.50	7.30	5.30	0.80	C-RCI 2,5/M5	3240024	100
	1.5 - 2.5	16 - 14	blue	12.00	28.10	11.00	4.50	11.00	6.50	0.80	C-RCI 2,5/M6	3240025	50
	1.5 - 2.5	16 - 14	blue	12.00	28.10	11.00	4.50	11.00	8.50	0.80	C-RCI 2,5/M8	3240026	50
	4 - 6	16 - 14	yellow	9.50	26.70	14.00	6.60	8.00	4.30	1.00	C-RCI 6/M4	3240027	50
	4 - 6	12 - 10	yellow	9.50	26.70	14.00	6.60	8.00	5.30	1.00	C-RCI 6/M5	3240028	50
	4 - 6	12 - 10	yellow	12.00	32.70	14.00	6.60	12.70	6.50	1.00	C-RCI 6/M6	3240029	25
	4 - 6	12 - 10	yellow	15.00	34.90	14.00	6.60	13.40	8.50	1.00	C-RCI 6/M8	3240030	25
	4 - 6	12 - 10	yellow	15.00	34.90	14.00	6.60	13.40	10.50	1.00	C-RCI 6/M10	3240031	25
	- 10	- 8	red	10.00	31.30	16.00	7.50	10.90	5.30	1.10	C-RCI 10/M5	3240219	50
	- 10	- 8	red	11.00	31.30	16.00	7.50	19.30	6.50	1.10	C-RCI 10/M6	3240220	50
	- 10	- 8	red	14.00	37.30	16.00	7.50	13.80	8.40	1.10	C-RCI 10/M8	3240221	50
	- 10	- 8	red	18.00	37.30	16.00	7.50	13.80	10.50	1.10	C-RCI 10/M10	3240222	50

N

Ring cable lugs, insulated with additional crimp zone for conductor insulation

- The insulated ring cable lugs with plastic sleeve are hard-soldered and feature the "EASY ENTRY" system
- The sleeves are conically tapered to facilitate easy and correct insertion of the conductor



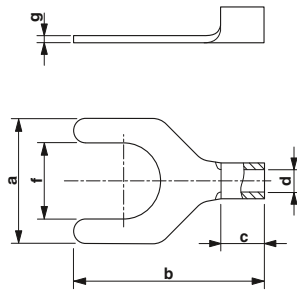
Conductor cross sections from 0.5 to 10 mm²

General data			Technical data								Technical data			
Material / coating											Copper / Tin-plated			
Temperature range			[°C]								-20 ... 105			
Description	Cross section		Color	Dimensions [mm]								Ordering data		
	[mm ²]	AWG		a	b	c	d	e	f	g	Type	Order No.	Pcs. / Pkt.	
Ring cable lug, insulated with additional crimp zone for conductor insulation	0.5 - 1.5	20 - 16	red	5.50	17.50	10.50	4.10	4.30	3.20	0.75	C-RCEI 1,5/M3	3241201	100	
	0.5 - 1.5	20 - 16	red	5.50	17.50	10.50	4.10	4.30	3.70	0.75	C-RCEI 1,5/M3,5	3241202	100	
	0.5 - 1.5	20 - 16	red	8.00	21.70	10.50	4.10	7.30	4.30	0.75	C-RCEI 1,5/M4	3241203	100	
	0.5 - 1.5	20 - 16	red	8.00	21.70	10.50	4.10	7.30	5.30	0.75	C-RCEI 1,5/M5	3241204	100	
	0.5 - 1.5	20 - 16	red	11.60	27.60	10.50	4.10	11.20	6.50	0.75	C-RCEI 1,5/M6	3241205	100	
	1.5 - 2.5	16 - 14	blue	6.60	20.60	11.00	4.50	6.30	3.70	0.80	C-RCEI 2,5/M3,5	3241206	100	
	1.5 - 2.5	16 - 14	blue	8.50	23.00	11.00	4.50	7.80	4.30	0.80	C-RCEI 2,5/M4	3241207	100	
	1.5 - 2.5	16 - 14	blue	9.50	23.00	11.00	4.50	7.30	5.30	0.80	C-RCEI 2,5/M5	3241208	100	
	1.5 - 2.5	16 - 14	blue	12.00	28.10	11.00	4.50	11.00	6.50	0.80	C-RCEI 2,5/M6	3241209	100	
	1.5 - 2.5	16 - 14	blue	12.00	28.10	11.00	4.50	11.00	8.50	0.80	C-RCEI 2,5/M8	3241210	100	
	4 - 6	12 - 10	yellow	9.50	26.70	14.00	6.60	8.00	5.30	1.00	C-RCEI 6/M5	3241211	100	
	4 - 6	12 - 10	yellow	12.00	32.70	14.00	6.60	12.70	6.50	1.00	C-RCEI 6/M6	3241212	100	
	4 - 6	12 - 10	yellow	15.00	34.90	14.00	6.60	13.40	8.50	1.00	C-RCEI 6/M8	3241213	100	
	4 - 6	12 - 10	yellow	15.00	34.90	14.00	6.60	13.40	10.50	1.00	C-RCEI 6/M10	3241214	100	

Hand tools

Fork-type cable lugs, insulated and uninsulated

- The fork-type cable lugs without plastic sleeve feature a hard-soldered neck. In conjunction with the CRIMPFOX-RC ... and CRIMPFOX-RCI ... pliers they can be used to achieve maximum conductor pull-out forces.
- The insulated versions are halogen-free and feature "EASY ENTRY" technology



Conductor cross sections from 0.5 to 6 mm²

General data				Technical data								Technical data		
Material / coating												Copper / Tin-plated		
Temperature range				[°C]								... 110		
Description	Cross section		Color	Dimensions [mm]								Ordering data		
	[mm ²]	AWG		a	b	c	d	e	f	g	Type	Order No.	Pcs. / Pkt.	
Fork-type cable lug, uninsulated DIN 46234														
	0.5 - 1.5	20 - 16	silver	5.70	16.00	4.50	1.90	-	3.20	0.75	C-FC 1,5/M3	3240137	100	
	0.5 - 1.5	20 - 16	silver	6.20	16.00	4.50	1.90	-	3.70	0.75	C-FC 1,5/M3,5	3240138	100	
	0.5 - 1.5	20 - 16	silver	7.20	16.00	4.50	1.90	-	4.30	0.75	C-FC 1,5/M4	3240139	100	
	0.5 - 1.5	20 - 16	silver	8.00	16.00	4.50	1.90	-	5.30	0.75	C-FC 1,5/M5	3240140	100	
	0.5 - 1.5	20 - 16	silver	10.70	17.00	4.50	1.90	-	6.40	0.80	C-FC 1,5/M6	3240141	100	
	1.5 - 2.5	16 - 14	silver	5.70	16.00	4.80	2.50	-	3.20	0.80	C-FC 2,5/M3	3240142	100	
	1.5 - 2.5	16 - 14	silver	6.20	16.00	4.80	2.50	-	3.70	0.80	C-FC 2,5/M3,5	3240143	100	
	1.5 - 2.5	16 - 14	silver	7.20	16.00	4.80	2.50	-	4.30	0.80	C-FC 2,5/M4	3240144	100	
	1.5 - 2.5	16 - 14	silver	8.00	16.00	4.80	2.50	-	5.30	0.80	C-FC 2,5/M5	3240145	100	
	1.5 - 2.5	16 - 14	silver	10.70	17.00	4.80	2.50	-	6.40	0.80	C-FC 2,5/M6	3240146	100	
	1.5 - 2.5	16 - 14	silver	13.50	22.10	4.80	2.50	-	8.40	0.80	C-FC 2,5/M8	3240147	100	
	4 - 6	12 - 10	silver	8.20	19.50	6.50	3.60	-	4.30	1.00	C-FC 6/M4	3240148	50	
	4 - 6	12 - 10	silver	9.00	19.50	6.50	3.60	-	5.30	1.00	C-FC 6/M5	3240149	50	
	4 - 6	12 - 10	silver	12.00	23.10	6.50	3.60	-	6.40	1.00	C-FC 6/M6	3240150	50	
	4 - 6	12 - 10	silver	13.50	25.00	6.50	3.60	-	8.40	1.00	C-FC 6/M8	3240151	50	

Fork-type cable lugs, insulated and uninsulated

- The fork-type cable lugs without plastic sleeve feature a hard-soldered neck. In conjunction with the CRIMPFOX-RC ... and CRIMPFOX-RCI ... pliers they can be used to achieve maximum conductor pull-out forces.
- The insulated versions are halogen-free and feature "EASY ENTRY" technology



Conductor cross sections from 0.5 to 6 mm²

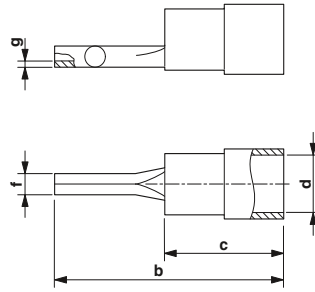
General data			Technical data								Technical data			
Material / coating											Copper / Tin-plated			
Temperature range			[°C]								-20 ... 105			
Description	Cross section		Color	Dimensions [mm]								Ordering data		
	[mm ²]	AWG		a	b	c	d	e	f	g	Type	Order No.	Pcs. / Pkt.	
Fork-type cable lug, insulated as per UL														
	0.5 - 1.5	20 - 16	red	5.70	22.00	10.50	4.10	-	3.20	0.75	C-FCI 1,5/M3	3240032	100	
	0.5 - 1.5	20 - 16	red	5.70	22.00	10.50	4.10	-	3.70	0.75	C-FCI 1,5/M3,5	3240033	100	
	0.5 - 1.5	20 - 16	red	7.20	22.00	10.50	4.10	-	4.30	0.75	C-FCI 1,5/M4	3240034	100	
	0.5 - 1.5	20 - 16	red	8.00	22.00	10.50	4.10	-	5.30	0.75	C-FCI 1,5/M5	3240035	100	
	0.5 - 1.5	20 - 16	red	10.70	22.00	10.50	4.10	-	6.50	0.75	C-FCI 1,5/M6	3240036	100	
	1.5 - 2.5	16 - 14	blue	5.70	22.50	11.00	4.50	-	3.20	0.80	C-FCI 2,5/M3	3240037	100	
	1.5 - 2.5	16 - 14	blue	5.70	22.50	11.00	4.50	-	3.70	0.80	C-FCI 2,5/M3,5	3240038	100	
	1.5 - 2.5	16 - 14	blue	7.20	22.50	11.00	4.50	-	4.30	0.80	C-FCI 2,5/M4	3240039	100	
	1.5 - 2.5	16 - 14	blue	8.00	22.50	11.00	4.50	-	5.30	0.80	C-FCI 2,5/M5	3240040	50	
	1.5 - 2.5	16 - 14	blue	10.70	22.50	11.00	4.50	-	6.50	0.80	C-FCI 2,5/M6	3240041	50	
	4 - 6	12 - 10	yellow	8.20	26.70	14.00	6.60	-	4.30	1.00	C-FCI 6/M4	3240042	50	
	4 - 6	12 - 10	yellow	9.00	26.70	14.00	6.60	-	5.30	1.00	C-FCI 6/M5	3240043	50	
	4 - 6	12 - 10	yellow	12.00	30.30	14.00	6.60	-	6.50	1.00	C-FCI 6/M6	3240044	25	
	4 - 6	12 - 10	yellow	13.50	32.80	14.00	6.60	-	8.50	1.00	C-FCI 6/M8	3240045	25	

Hand tools

Pin cable lugs, insulated

The key features of the insulated pin cable lugs with plastic collars are as follows:

- "EASY ENTRY" for easy and reliable conductor entry
- Hard-soldered crimping zone for maximum extraction forces
- Electrolytic tin plating
- Halogen-free



Conductor cross sections from 0.5 to 6 mm²

General data

Material / coating
Temperature range [°C]

Description	Cross section		Color
	[mm ²]	AWG	
Pin cable lug, insulated as per UL	0.5 - 1.5	20 - 16	red
	1.5 - 2.5	16 - 14	blue
	4 - 6	12 - 10	yellow

Dimensions [mm]							
a	b	c	d	e	f	g	g1
-	22.50	10.50	4.10	-	2.00	0.75	
-	23.00	11.00	4.50	-	2.00	0.80	
-	27.50	14.00	6.60	-	2.70	0.80	

Technical data

Copper / Tin-plated
-20 ... 105

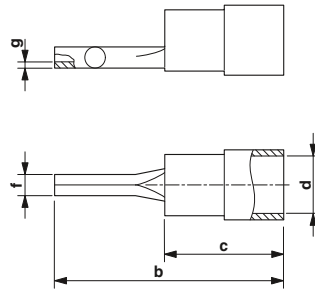
Ordering data

Type	Order No.	Pcs. / Pkt.
C-PCI 1,5/2	3240064	100
C-PCI 2,5/2	3240066	100
C-PCI 6/2,7	3240068	50

Pin cable lugs, insulated with additional crimp zone for conductor insulation

The key features of the insulated pin cable lugs with plastic collars are as follows:

- "EASY ENTRY" for easy and reliable conductor entry
- Hard-soldered crimping zone for maximum extraction forces
- Electrolytic tin plating
- Halogen-free



Conductor cross sections from 0.5 to 6 mm²

N

General data

Material / coating
Temperature range [°C]

Description	Cross section		Color
	[mm ²]	AWG	
Pin cable lug, insulated with additional crimp zone for conductor insulation	0.5 - 1.5	20 - 16	red
	1.5 - 2.5	16 - 14	blue
	4 - 6	12 - 10	yellow

Dimensions [mm]							
a	b	c	d	e	f	g	g1
-	22.50	10.50	4.10	-	2.00	0.75	
-	23.00	11.00	4.50	-	2.00	0.80	
-	27.50	14.00	6.60	-	2.70	0.80	

Technical data

Copper / Tin-plated
-20 ... 105

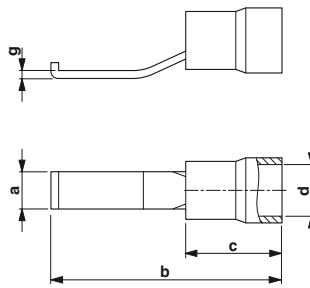
Ordering data

Type	Order No.	Pcs. / Pkt.
C-PCEI 1,5/2	3241215	100
C-PCEI 2,5/2	3241216	100
C-PCEI 6/2	3241217	100

Flat pin cable lugs with hooks, insulated

The key features of the flat pin cable lugs with plastic collars are as follows:

- "EASY ENTRY" for easy and reliable conductor entry
- Electrolytic tin plating
- Halogen-free



Conductor cross sections from 0.5 to 6 mm²

General data

Material / coating
Temperature range [°C]

Copper / Tin-plated
-20 ... 105

Technical data

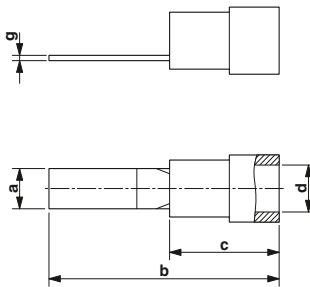
Ordering data

Description	Cross section		Color	Dimensions [mm]						
	[mm ²]	AWG		a	b	c	d	e	f	g
Flat pin cable lug, insulated	0 - 1.5	20 - 16	red	2.80	28.00	10.50	4.00	-	-	0.80
	0.5 - 1.5	20 - 16	red	4.60	28.00	10.50	4.00	-	-	0.80
	1.5 - 2.5	16 - 14	blue	2.80	28.50	11.00	4.50	-	-	0.80
	1.5 - 2.5	16 - 14	blue	4.60	28.50	11.00	4.50	-	-	0.80
	4 - 6	12 - 10	yellow	2.80	32.00	14.00	6.50	-	-	0.80
	4 - 6	12 - 10	yellow	4.60	32.00	14.00	6.50	-	-	1.00

Type	Order No.	Pcs. / Pkt.
C-BCI 1,5/2,8	3240015	100
C-BCI 1,5/4,6	3240568	100
C-BCI 2,5/2,8	3240046	100
C-BCI 2,5/4,6	3240569	100
C-BCI 6/2,8	3240047	50
C-BCI 6/4,6	3240570	50

Flat pin cable lugs, straight, insulated

- Easy and reliable conductor entry thanks to "EASY ENTRY"
- Hard-soldered crimping zone for maximum conductor pull-out force in connection with CRIMPFOX RCI... pliers
- Electrogalvanized
- Halogen-free



Conductor cross sections from 0.5 to 6 mm²

General data

Material / coating
Temperature range [°C]

CU / electrogalvanized
-20 ... 105

Technical data

Ordering data

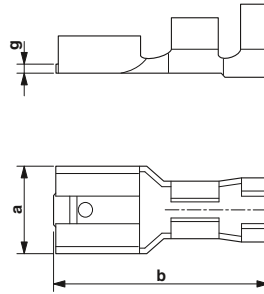
Description	Cross section		Color	Dimensions [mm]						
	[mm ²]	AWG		a	b	c	d	e	f	g
Flat pin cable lug, insulated, pin dimensions:										
19.5 x 2.8 mm	0.5 - 1.5	20 - 16	red	2.80	19.50	10.50	4.10	-	-	0.75
20 x 2.8 mm	1.5 - 2.5	16 - 14	blue	2.80	20.00	11.00	4.50	-	-	0.80
32 x 4.5 mm	4 - 6	12 - 10	yellow	2.80	24.00	14.00	6.60	-	-	1.00
24 x 2.8 mm	4 - 6	12 - 10	yellow	4.50	32.00	14.00	6.60	-	-	1.00

Type	Order No.	Pcs. / Pkt.
C-BCSI 1,5/9X2,8	3240531	100
C-BCSI 2,5/9X2,8	3240532	100
C-BCSI 6/10X2,8	3240546	100
C-BCSI 6/18X4,5	3240533	100

Hand tools

Slip-on sleeves and flat plugs, uninsulated

- The uninsulated slip-on sleeves and flat plugs are made from electrolytically tin-plated brass
- They round off the product range in terms of connectors



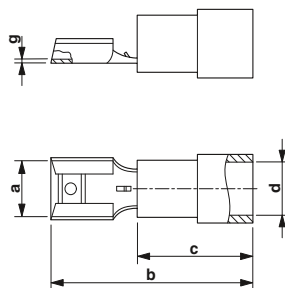
Conductor cross sections from 0.5 to 6 mm²

General data				Technical data							Technical data		
Material / coating											Brass / Tin-plated		
Temperature range				[°C]							... 110		
Description				Dimensions [mm]							Ordering data		
		Cross section [mm ²]	AWG	a	b	c	d	e	f	g	Type	Order No.	Pcs. / Pkt.
Slip-on sleeve , uninsulated as per DIN 46247													
	0.5 - 1	20 - 18	silver	2.80	14.50	-	-	-	-	0.30	C-SCF 1/2,8X0,5	3240152	100
	0.5 - 1	20 - 18	silver	2.80	12.50	-	-	-	-	0.30	C-SCF 1/2,8X0,8	3240153	100
	0.5 - 1.5	20 - 16	silver	4.80	15.60	-	-	-	-	0.40	C-SCF 1,5/4,8X0,5	3240154	100
	0.5 - 1.5	20 - 16	silver	4.80	15.60	-	-	-	-	0.40	C-SCF 1,5/4,8X0,8	3240155	100
	0.5 - 1.5	20 - 16	silver	6.30	19.20	-	-	-	-	0.40	C-SCF 1,5/6,3X0,8	3240156	100
	1.5 - 2.5	16 - 14	silver	4.80	15.60	-	-	-	-	0.40	C-SCF 2,5/4,8X0,5	3240157	100
	1.5 - 2.5	16 - 14	silver	4.80	15.60	-	-	-	-	0.40	C-SCF 2,5/4,8X0,8	3240158	100
	1.5 - 2.5	16 - 14	silver	6.30	19.20	-	-	-	-	0.40	C-SCF 2,5/6,3X0,8	3240159	100
	4 - 6	12 - 10	silver	6.30	19.20	-	-	-	-	0.40	C-SCF 6/6,3X0,8	3240160	100
Flat plug , uninsulated as per DIN 46248													
	0.5 - 1.5	20 - 16	silver	6.30	20.00	-	-	-	-	0.80	C-SCM 1,5/6,3X0,8	3240161	100
	1.5 - 2.5	16 - 14	silver	6.30	20.00	-	-	-	-	0.80	C-SCM 2,5/6,3X0,8	3240162	100
Insulating sleeve , as shock protection for slip-on sleeves, to be threaded onto the cable in advance											Accessories		
For 2.8 mm slip-on sleeves											PT/FS 2,8		
											1406700		
For 4.8 mm slip-on sleeves											PT/FS 4,8		
											1670497		
For 6.3 mm slip-on sleeves											PT/FS 6,3		
											0604707		

Slip-on sleeves and flat plugs, insulated

The key features of the insulated flat plugs and slip-on sleeves with plastic collars are as follows:

- "EASY ENTRY" for easy and reliable conductor entry
- Hard-soldered crimping zone for maximum extraction forces
- Electrolytic tin plating
- Halogen-free



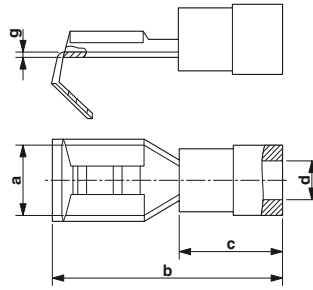
Conductor cross sections from 0.5 to 6 mm²

General data			Technical data									Technical data				
Material / coating												Brass / Tin-plated				
Temperature range			[°C]									-20 ... 105				
Description	Cross section		Color	Dimensions [mm]								Ordering data				
	[mm ²]	AWG		a	b	c	d	e	f	g	Type	Order No.	Pcs. / Pkt.			
Slip-on sleeve , insulated as per UL	0.5 - 1.5	20 - 16	red	2.80	18.50	10.50	4.10	-	-	0.25	C-SCFI 1,5/2,8X0,5	3240048	100			
	0.5 - 1.5	20 - 16	red	2.80	18.50	10.50	4.10	-	-	0.25				C-SCFI 1,5/2,8X0,8	3240049	100
	0.5 - 1.5	20 - 16	red	4.80	19.50	10.50	4.10	-	-	0.40				C-SCFI 1,5/4,8X0,5	3240050	100
	0.5 - 1.5	20 - 16	red	4.80	19.50	10.50	4.10	-	-	0.40				C-SCFI 1,5/4,8X0,8	3240051	100
	0.5 - 1.5	20 - 16	red	6.30	21.50	10.50	4.10	-	-	0.40				C-SCFI 1,5/6,3X0,8	3240052	100
	1.5 - 2.5	16 - 14	blue	4.80	20.00	11.00	5.00	-	-	0.40				C-SCFI 2,5/4,8X0,5	3240053	50
Flat plug , insulated as per UL	1.5 - 2.5	16 - 14	blue	4.80	20.00	11.00	5.00	-	-	0.40	C-SCFI 2,5/4,8X0,8	3240054	50			
	1.5 - 2.5	16 - 14	blue	6.30	22.00	11.00	5.00	-	-	0.40	C-SCFI 2,5/6,3X0,8	3240055	50			
	4 - 6	12 - 10	yellow	6.30	25.00	14.00	6.60	-	-	0.40	C-SCFI 6/6,3X0,8	3240056	50			
	0.5 - 1.5	20 - 16	red	6.30	22.00	10.50	4.10	-	-	0.80	C-SCMI 1,5/6,3X0,8	3240058	100			
	1.5 - 2.5	16 - 14	blue	6.30	22.50	11.00	4.50	-	-	0.80	C-SCMI 2,5/6,3X0,8	3240059	50			
	4 - 6	12 - 10	yellow	6.30	24.50	14.00	6.60	-	-	0.80	C-SCMI 6/6,3X0,8	3240060	50			

Hand tools

Slip-on distributor, insulated

- Easy and reliable conductor entry thanks to "EASY ENTRY"
- Hard-soldered crimping zone for maximum conductor pull-out force in connection with CRIMPFOX RCI... pliers
- Electrogalvanized
- Halogen-free



Conductor cross sections from 0.5 to 2.5 mm²

General data

Material / coating
Temperature range [°C]

Description	Cross section		Color
	[mm ²]	AWG	
Slip-on distributor, insulated, for 6.3 x 0.8 mm plugs and sleeves			
	0.5 - 1.5	20 - 16	red
	1.5 - 2.5	16 - 14	blue

Dimensions [mm]							
a	b	c	d	e	f	g	g
6.30	22.50	10.50	41.00	-	-	0.40	0.40
6.30	23.00	11.00	11.00	-	-	0.40	0.40

Technical data

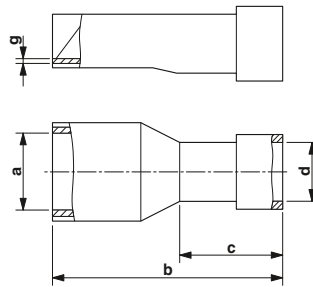
Brass / electrogalvanized
-20 ... 105

Ordering data

Type	Order No.	Pcs. / Pkt.
C-SCFMI 1,5/6,3X0,8	3240529	50
C-SCFMI 2,5/6,3X0,8	3240530	50

Slip-on sleeves, fully insulated

- Easy and reliable conductor entry thanks to "EASY ENTRY"
- Hard-soldered crimping zone for maximum conductor pull-out force in connection with CRIMPFOX RCI... pliers
- Electrogalvanized
- Halogen-free



Conductor cross sections from 0.5 to 6 mm²

General data

Material / coating
Temperature range [°C]

Description	Cross section		Color
	[mm ²]	AWG	
Slip-on sleeve, fully insulated, for plugs:			
2.8 x 0.5 mm	0.5 - 1.5	20 - 16	red
2.8 x 0.8 mm	0.5 - 1.5	20 - 16	red
4.8 x 0.5 mm	0.5 - 1.5	20 - 16	red
4.8 x 0.8 mm	0.5 - 1.5	20 - 16	red
6.3 x 0.8 mm	0.5 - 1.5	20 - 16	red
4.8 x 0.5 mm	1.5 - 2.5	16 - 14	blue
4.8 x 0.8 mm	1.5 - 2.5	16 - 14	blue
6.3 x 0.8 mm	1.5 - 2.5	16 - 14	blue
6.3 x 0.8 mm	4 - 6	12 - 10	yellow

Dimensions [mm]							
a	b	c	d	e	f	g	g
2.80	19.00	10.50	4.30	-	-	0.25	0.25
2.80	19.00	10.50	4.30	-	-	0.40	0.40
4.80	19.50	10.50	4.30	-	-	0.40	0.40
4.80	19.50	10.50	4.30	-	-	0.40	0.40
6.30	21.50	10.50	4.30	-	-	0.40	0.40
4.80	20.00	11.00	5.00	-	-	0.40	0.40
4.80	20.00	11.00	5.00	-	-	0.40	0.40
6.30	22.00	11.00	5.00	-	-	0.40	0.40
6.30	26.00	14.00	6.60	-	-	0.40	0.40

Technical data

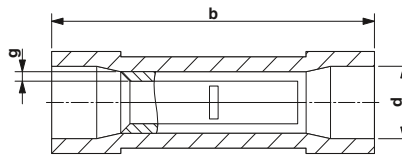
Brass / electrogalvanized
-20 ... 105

Ordering data

Type	Order No.	Pcs. / Pkt.
C-SCFFI 1,5/2,8X0,5	3240534	50
C-SCFFI 1,5/2,8X0,8	3240535	50
C-SCFFI 1,5/4,8X0,5	3240536	50
C-SCFFI 1,5/4,8X0,8	3240537	50
C-SCFFI 1,5/6,3X0,8	3240538	50
C-SCFFI 2,5/4,8X0,5	3240539	50
C-SCFFI 2,5/4,8X0,8	3240540	50
C-SCFFI 2,5/6,3X0,8	3240547	25
C-SCFFI 6/6,3X0,8	3240541	25

Butt connector, fully insulated

- Conductor through connection protection
- Hard-soldered crimping zone for maximum conductor pull-out force in connection with CRIMPFOX RCI... pliers
- Electrogalvanized
- Halogen-free



Conductor cross sections from 0.5 to 6 mm²

General data			Technical data							Technical data			
Material / coating										CU / electrogalvanized			
Temperature range		[°C]								-20 ... 105			
Description	Cross section		Color	Dimensions [mm]							Ordering data		
	[mm ²]	AWG		a	b	c	d	e	f	g	Type	Order No.	Pcs. / Pkt.
Butt connector, insulated	0.5 - 1.5	20 - 16	red	-	25.00	-	4.00	-	-	0.75	C-JCI 1,5	3240061	50
	1.5 - 2.5	16 - 14	blue	-	25.30	-	4.50	-	-	0.80	C-JCI 2,5	3240062	50
	4 - 6	12 - 10	yellow	-	27.50	-	6.00	-	-	1.00	C-JCI 6	3240063	25




Automatic devices - TOOL fox

Phoenix Contact offers a comprehensive range of innovative machine tools for flexible and fast processing of conductors and cables where various steps can be automated.

A combination of functionality, quality, and short modification times guarantees high levels of flexibility while ensuring excellent results every time. Cutting machines, stripping machines, and crimping machines are available.

Product range overview

Automatic devices	468
Automatic cutting device for conductors and cables	470
Stripping machine	471
Pneumatic crimping pliers	472
Portable crimping machine for ferrules, cable lugs, and connectors	474
CRIMPHANDY portable hand-held machine	476
Portable stripping and crimping machine for taped products	478
Ferrules with plastic sleeve, taped	479
Stripping and crimping machine for bulk goods	480



Automatic stripping



Automatic crimping



Automatic stripping and crimping
in a single operation



The CUTFOX 10 automatic cutting device cuts conductors and cables with a cross section of up to 10 mm². Solid and stranded conductors can be cut to length with millimeter precision. The length and number of cuts is entered via the user-friendly display. The CUTFOX 10 automatically adapts to the diameter when there is a change in material.



The WF 1000 stripping machine enables the automatic stripping of conductors with a cross section of up to 6 mm² or cables with a diameter of up to 6 mm, as well as the option of partial stripping. The stripping dimensions are set individually via rotary buttons and shown visually on the display.



ZAP crimping pliers are pneumatic pliers for ferrules with a cross section range of 0.25 to 10 mm². The crimping process is activated by a foot valve. Two integrated recesses allow easy access to the ferrules.



The CF 500 is characterized by its high pressing force and compact design. Thanks to the adjustable pressing force and interchangeable dies, it is suitable for insulated cable lugs, tube lugs, and crimping wire lugs, as well as slip-on sleeves and ferrules with a cross section of up to 50 mm².



The CF 3000 2,5 stripping and crimping machine processes taped ferrules with insulating collars in accordance with DIN 46228-4. This device allows conductors with a cross section range of 0.25 - 2.5 mm² to be stripped and fitted with ferrules in one operation. The automatic device can be adapted to various cross sections in under a minute.



The automatic stripping and crimping machine CF 1000 processes loose (bulk) ferrules with insulating collars in accordance with DIN 46228-4. Using this machine, conductors can be stripped and fitted with ferrules in one operation.

Automatic devices

Automatic cutting device for conductors and cables



- The automatic cutting device can be used to cut conductors, cables, and similar profiles
- The desired length and number of cuts can be specified in a user-friendly way via the display
- To insert the conductors all you have to do is swing open the front enclosing guard
- The drive and guide rolls automatically adjust to each inserted diameter
- No adjustments are required thanks to the automatic "zero cut", which is performed when the start button is pressed

Notes:
An application video can be found in the download area for the relevant product on our website at www.phoenixcontact.net/products.



Conductor cross sections from 0.25 to 10 mm²



Dimensions	
	[mm]
General data	
Weight	[kg]
Power consumption	[VA]
Cutting efficiency	
Finely stranded	[mm ²]
Solid strand	[mm ²]
Max. throughput	[mm]
Cross section setting	
Maximum number of cuts	[Pcs.]
Length	[mm]
Feed rate	[m/s]
Unit of measurement	
Dialog language	

Technical data		
Width	Length	Height
195	295	230

Description

Automatic cutting device, 230 V/50 Hz version, for conductors and cables with a diameter of up to 8 mm, solid (up to 2.5 mm²) and stranded (up to 10 mm²)

Automatic cutting device, 120 V/60 Hz version, for conductors and cables with a diameter of up to 8 mm, solid (up to 2.5 mm²) and stranded (up to 10 mm²)

Technical data		
Width	Length	Height
195	295	230
General data		
Weight	[kg]	11
Power consumption	[VA]	80
Cutting efficiency		
Finely stranded	[mm ²]	0.25 - 10
Solid strand	[mm ²]	0.25 - 2.5
Max. throughput	[mm]	8
Cross section setting		automatic
Maximum number of cuts	[Pcs.]	999
Length	[mm]	2 ... 99999
Feed rate	[m/s]	0.5
Unit of measurement		mm/inch
Dialog language		German / English / French / Italian

Ordering data		
Type	Order No.	Pcs. / Pkt.
CUTFOX 10	1206829	1
CUTFOX 10 120V	1206832	1

Cable unwinders, for CUTFOX 10, for accommodating and gently unwinding cable rings and coils, complete

Turntable, for CUTFOX 10 cable unwinders, for accommodating cable rings and cable coils

Retaining bolts, for CUTFOX 10 rotary table, 4 pcs.

Replacement drive belt, for CUTFOX 10, 2 pcs.

Spare knife set, for CUTFOX 10

Accessories		
Type	Order No.	Pcs. / Pkt.
CUTFOX 10 C-UN	1208393	1
CUTFOX 10 R-C	1208403	1
CUTFOX 10 BAR	1208416	1
CF-10 WHEEL SET	1207271	1
CF-10 CUTTER KNIFE SET	1207284	1



Stripping machine



- Compact stripping machine for automatically stripping conductors with a cross section of 0.08 to 6 mm²
- Multi-strand cables with a diameter of up to 6 mm can also be stripped
- Partial stripping is supported
- Even special types of insulation, such as PTFE and silicone, can be stripped in addition to standard types
- The clamping force automatically adjusts itself to the required extraction force
- Pressure points on sensitive insulation are avoided
- The stripping dimensions are set individually via rotary buttons and shown visually on the large display

Notes:

An application video can be found in the download area for the relevant product on our website at www.phoenixcontact.net/products.



Conductor cross sections from 0.08 to 6 mm²



Dimensions	
	[mm]
General data	
Weight	[kg]
Power consumption	[VA]
Working cycle	[s]
Compression	
Stripping power	
Finely stranded	[mm ²]
Stripping length	[mm]
Partial stripping length	[mm]
Max. throughput	[mm]

Technical data		
Width	Length	Height
141	363	221
Weight		
9.5		
Power consumption		
160		
Working cycle		
0.3		
Compression		
trapezoidal		
Stripping power		
0.08 - 6		
Stripping length		
3-20		
Partial stripping length		
2-20		
Max. throughput		
6		

Description
Stripping machine , 230 V design, for conductors and cables, solid and stranded 0.08 - 6 mm ² (max. Ø 6 mm), with integrated graphic display
Stripping machine , 120 V design, for conductors and cables, solid and stranded 0.08 - 6 mm ² (max. Ø 6 mm), with integrated graphic display

Ordering data		
Type	Order No.	Pcs. / Pkt.
WF 1000	1212149	1
WF 1000 120V	1212258	1

Spare stripping knife , for WF 1000
--

Accessories		
Type	Order No.	Pcs. / Pkt.
WF 1000/SB	1212279	1

Automatic devices

Pneumatic crimping pliers

- These crimping pliers are pneumatic tools for ferrules with a cross section range of 0.25 to 10 mm²
- The crimping pliers can process all types of Phoenix Contact ferrules, from uninsulated to insulated TWIN ferrules



Conductor cross sections from 0.25 to 2.5 mm²



Conductor cross sections from 0.25 to 4 mm²

Applied for:
GOST

	Technical data			Technical data		
Application range						
Conductor	[mm ²] / AWG	0.25 - 2.5 / 24 - 14		0.25 - 4 / 24 - 12		
Pressure range	[bar]	4 - 6		4 - 6		
Air consumption per compression	[l]	0.2		0.2		
Compression		trapezoidal		trapezoidal		
	Ordering data			Ordering data		
Description	Type	Order No.	Pcs. / Pkt.	Type	Order No.	Pcs. / Pkt.
Pneumatic crimp pliers , for ferrules as per DIN 46228	ZAP 25	1203110	1			
Pneumatic crimping pliers , for ferrules according to DIN 46228, three marked die stations, lateral entry				ZAP 40	1212630	1
Pneumatic crimp pliers , for ferrules as per DIN 46228						
Pneumatic crimp pliers , for ferrules as per DIN 46228						
Pneumatic crimp pliers , for ferrules as per DIN 46228						



Conductor cross sections from 4 to 10 mm²

Applied for:
GOST

Technical data
4 - 10 / 12 - 8
4 - 6
0.2
trapezoidal

Ordering data		
Type	Order No.	Pcs. / Pkt.
ZAP 100	1203259	1



Conductor cross sections from 0.25 to 2.5 mm²

Applied for:
GOST

Technical data
0.25 - 2.5 / 24 - 14
4 - 6
0.2
trapezoidal

Ordering data		
Type	Order No.	Pcs. / Pkt.
ZAP 25 T	1203123	1



Conductor cross sections from 4 to 10 mm²

Applied for:
GOST

Technical data
4 - 10 / 12 - 8
4 - 6
0.2
trapezoidal

Ordering data		
Type	Order No.	Pcs. / Pkt.
ZAP 100 T	1203262	1

Automatic devices

Portable crimping machine for ferrules, cable lugs, and connectors



The CF 500 is characterized by a high press capacity in a compact design.

Easy to replace dies for processing ferrules, cable lugs, and contacts:

- Ferrules of up to 50 mm²
- TWIN ferrules up to 2 x 10 mm²
- Insulated cable lugs up to 6 mm²
- Uninsulated cable lugs up to 6 mm²
- Tube lugs of up to 10 mm²
- Slip-on sleeves and flat plugs of up to 6 mm²
- Turned contacts up to 10 mm²

Easy assembly of FBS ... plug-in bridges from the CLIPLINE complete system:

- **FBS ...-4, FBS ...-5, FBS ...-6, FBS ...-8**

Notes:
See data sheet for further technical data.
For more information about dies, visit: www.phoenixcontact.net/products .
An application video can be found in the download area for the relevant product on our website at www.phoenixcontact.net/products .



Connectors up to 50 mm²

Dimensions		
	[mm]	
General data		
Weight	[kg]	10
Power supply	[V]	100 ... 240
Power consumption	[VA]	160
Pressure	[kN]	10
Working cycle	[s]	1


Description
Crimping machine , 230 V version, with quantity counter and foot switch 230 V version
Crimping machine , 120 V version, with quantity counter and foot switch 120 V version

CF 500 protective cover , without recess (for all dies without assignment)
For ferrules of up to 6 mm ² (AI 6...)
For TWIN ferrules (AI-TWIN...)
For insulated cable lugs (RCI..., TC4)
For tube lugs 0.5 - 10 mm ²
For tube lugs with a cross section of 0.34 - 2.5 mm ² (SC...)
For slip-on sleeves and flat plugs SC 1.5... and SC 6...
For FBS ... plug-in bridges
CF 500 Locator , for slip-on sleeves (SCF...) Width: 2.8 mm, length: 5 mm
For slip-on sleeves (SCF...) Width: 4.8 mm
For slip-on sleeves (SCF...) Width: 6.3 mm
For slip-on sleeves (SCM...) 0.5 - 2.5 mm ²


Technical data		
Width	Length	Height
140	220	320

Ordering data		
Type	Order No.	Pcs. / Pkt.
CF 500-230V	1208348	1
CF 500-120V	1208351	1

Accessories		
CF 500/COV	1212250	1
CF 500/COV AI 6	1212254	1
CF 500/COV AI TWIN	1212266	1
CF 500/COV RCI	1212255	1
CF 500/COV RC 10	1212252	1
CF 500/COV RCT 2,5	1212253	1
CF 500/COV SC	1212251	1
CF 500/COV FBS	1212462	1
CF 500/LOC SCF 2,8/1,5	1212249	1
CF 500/LOC SCF 4,8/2,5	1212248	1
CF 500/LOC SCF 6,3/6	1212247	1
CF 500/LOC SCM 6,3/2,5	1212264	1



Dies for crimping machine



Ordering data

Description	Type	Order No.	Pcs. / Pkt.
CF 500 die , for ferrules (A... and Al...) 0.25 - 6 mm ²			
For ferrules (A... and Al...) 10, 16, and 25 mm ²	CF 500/DIE AI 6	1212238	1
	CF 500/DIE AI 25	1212239	1
For ferrules (A... and Al...) 35 and 50 mm ²	CF 500/DIE AI 50	1212261	1
For TWIN ferrules (AI-TWIN...) 2 x 4, 2 x 6, and 2 x 10 mm ²	CF 500/DIE AI-TWIN 10	1212262	1
CF 500 die , for ferrules (A... and Al...) 0.25 - 6 mm ²			
For insulated cable lugs (RCI... and FCI...) 0.14 - 1.5 mm ²	CF 500/DIE RCI 1,5	1212263	1
For insulated cable lugs (RCI... and FCI...) 0.5 - 6 mm ²	CF 500/DIE RCI 6	1212240	1
For cable lugs (RC... and FC...) 0.5 - 10 mm ²	CF 500/DIE RC 10	1212244	1
For cable lugs (RC... and FC...) 16 mm ²	CF 500/DIE RC 16	1212257	1
CF 500 die , for ferrules (A... and Al...) 0.25 - 6 mm ²			
For slip-on sleeves and flat plugs (SCF... and SCM...) 0.1 - 1.5 mm ²	CF 500/DIE SC 1,5	1212241	1
For slip-on sleeves and flat plugs (SCF... and SCM...) 0.5 - 6 mm ²	CF 500/DIE SC 6	1212242	1
CF 500 die , for ferrules (A... and Al...) 0.25 - 6 mm ²			
For turned contacts with pin diameters 2.5 and 4.0 mm (CK 2,5..., CK 4,0) 0.14 - 4 mm ²	CF 500/DIE TC 4	1212237	1
For turned contacts (CK 4,0) 6 - 10 mm ²	CF 500/DIE TC 10	1212260	1
CF 500 die , for assembling FBS ... plug-in bridges			
For FBS ... plug-in bridges	CF 500/DIE FBS	1212461	1

Automatic devices

CRIMPHANDY, portable hand-held machine, for a 1.0 mm² conductor cross section



The product innovation for switchgear manufacturing – the CRIMPHANDY. With this portable hand-held machine, you can strip and crimp your conductors in under two seconds – 75% less time than before.

- The matching reel ferrules are suitable for use on all modular terminal blocks, particularly those from the CLIPLINE complete system:
- UT screw connection terminal blocks
- ST spring-cage connection terminal blocks
- PT push-in connection terminal blocks
- COMBI plug-in connection solutions
- Detailed information regarding the advantages of the CRIMPHANDY can be found on page 388

Notes:
An application video can be found in the download area for the relevant product on our website at www.phoenixcontact.net/products.



N

1.0 mm² conductor cross section

Dimensions	
	[mm]
General data	
Weight	[kg]
Conductor	[mm ²] / AWG
Working cycle	[s]
Compression	

Technical data		
Width	Length	Height
42	200	67
Weight		
0.43		
Conductor		
1 - 1 / -		
Working cycle		
2		
Compression		
Square crimp		

Description
Portable hand-held machine, battery-powered , for ferrules, 1.0 mm ² , incl. battery and charger, 100 - 240 V, in a robust aluminum case For standard PVC and PE conductors

Ordering data		
Type	Order No.	Pcs. / Pkt.
CF CRIMPHANDY 1,0	1212465	1

Reel ferrules , 1.0 mm ² , 8 mm, with plastic sleeve, according to DIN 46228-4, red, 50 pieces per strip
--

Accessories		
Type	Order No.	Pcs. / Pkt.
AI 1,0-8 RD-S	1212523	50
CF CRIMPHANDY/ACCU	1212518	1
CF CRIMPHANDY/CHARGER	1212519	1

Replacement battery , for CF CRIMPHANDY..., Li-Ion 7.4 V, 0.76 Ah
--

Replacement charger , for CF CRIMPHANDY..., 100 - 240 V AC



CRIMPHANDY, portable hand-held machine, for a 1.5 mm² conductor cross section



The product innovation for switchgear manufacturing – the CRIMPHANDY. With this portable hand-held machine, you can strip and crimp your conductors in under two seconds – 75% less time than before.

- The matching reel ferrules are suitable for use on all modular terminal blocks, particularly those from the CLIPLINE complete system:
- UT screw connection terminal blocks
- ST spring-cage connection terminal blocks
- PT push-in connection terminal blocks
- COMBI plug-in connection solutions

Notes:

An application video can be found in the download area for the relevant product on our website at www.phoenixcontact.net/products.



1.5 mm² conductor cross section

Dimensions

[mm]

General data

Weight [kg] 0.43
 Conductor [mm²] / AWG 1.5 - 1.5 / -
 Working cycle [s] 2
 Compression Square crimp

Description

Portable hand-held machine, battery-powered, for ferrules, 1.5 mm², incl. battery and charger, 100 - 240 V, in a robust aluminum case
 For standard PVC and PE conductors

Reel ferrules, 1.5 mm², 8 mm, with plastic sleeve, according to DIN 46228-4, red, 50 pieces per strip

Replacement battery, for CF CRIMPHANDY..., Li-ion 7.4 V, 0.76 Ah

Replacement charger, for CF CRIMPHANDY..., 100 - 240 V AC

Technical data

Width	Length	Height
42	200	67

Ordering data

Type	Order No.	Pcs. / Pkt.
CF CRIMPHANDY 1,5	1212466	1

Accessories

AI 1,5-8 BK-S	1212524	50
CF CRIMPHANDY/ACCU	1212518	1
CF CRIMPHANDY/CHARGER	1212519	1



Automatic devices

Portable automatic stripping and crimping device for taped products



- The compact stripping and crimping machine can be used to process taped ferrules with insulating collars in accordance with DIN 46228-4
- Up to 1200 conductors can be processed an hour
- The conductor is stripped in a single operation and is crimped with a ferrule to a high standard of quality
- Particularly suitable for pre-assembling conductors
- Thanks to its compact and lightweight design, it can also be used as a portable solution for transport between different work locations
- The automatic device can be adapted to various cross sections in under a minute
- Color coding in accordance with ferrule standard DIN 46228-4 makes the assignment of modification components really clear

The suitable taped ferrules support the use of all modular terminal blocks, especially from the **CLIPLINE complete system**:

- UT screw terminal blocks
- ST spring-cage terminal blocks
- PT push-in connection terminal blocks
- COMBI plug-in connection solutions



Notes:

An application video can be found in the download area for the relevant product on our website at www.phoenixcontact.net/products.



Conductor cross sections from 0.25 to 2.5 mm²



Dimensions	
	[mm]
General data	
Weight	[kg]
Application range	
Conductor	[mm ²] / AWG
Power consumption	[VA]
Working cycle	[s]
Compression	

Technical data		
Width	Length	Height
165	320	300

Weight	12
Conductor	0.25 - 2.5 / 24 - 14
Power consumption	80
Working cycle	1.2
Compression	trapezoidal

Description
Stripping and crimping machine, 230 V design, for insulated taped ferrules 0.25 – 2.5 mm², stripping length 8 mm, incl. the conversion kits 0.5 – 2.5 mm²
Stripping and crimping machine, 120 V design, for insulated taped ferrules 0.25 – 2.5 mm², stripping length 8 mm, incl. the conversion kits 0.5 – 2.5 mm²

Ordering data		
Type	Order No.	Pcs. / Pkt.
CF 3000-2,5	1205477	1
CF 3000-2,5 120V	1205516	1

Expansion set, complete, for CF 3000, for taped insulated ferrules, 0.25/0.34 mm², stripping length 8 mm
--

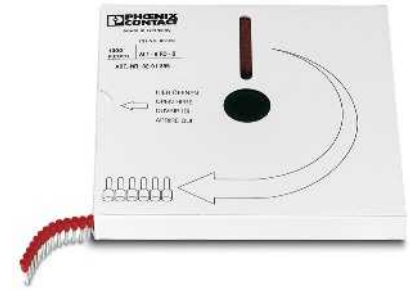
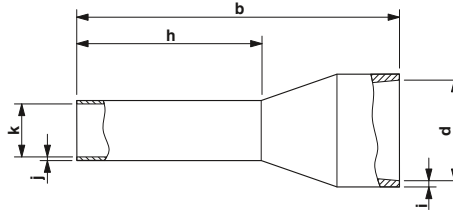
Accessories

Spare locator,
0.25 mm ²
0.5 mm ²
0.75 mm ²
1.0 mm ²
1.5 mm ²
2.5 mm ²
Spare knife, 0.25 mm², adjustable
0.25 mm ² , adjustable
0.5 mm ²
0.75 mm ²
1.0 mm ²
1.5 mm ²
2.5 mm ²

CF 3000-TOOLKIT 0,25	1212376	1
CF 3000 LOC 0,25	1212377	1
CF 3000 LOC 0,5	1205639	1
CF 3000 LOC 0,75	1205642	1
CF 3000 LOC 1,0	1205655	1
CF 3000 LOC 1,5	1205668	1
CF 3000 LOC 2,5	1205671	1
CF 3000 AB 0,25	1212380	1
CF 3000 AM 0,5	1205587	1
CF 3000 AM 0,75	1205590	1
CF 3000 AM 1,0	1205600	1
CF 3000 AM 1,5	1205613	1
CF 3000 AM 2,5	1205626	1

Ferrules with plastic sleeve, taped, for the CF 3000-2,5 crimping machine

- The taped ferrules have been developed specifically for the CF 3000-2,5 crimping machine
- Available in the main color ranges up to 2.5 mm²
- Can be used to wire all modular terminal blocks, especially those of the CLIPLINE complete system



Conductor cross sections from 0.25 to 8 mm²



General data				Technical data								Technical data		
Material / coating												E-CU / tin-plated (galvanic)		
Plastic sleeve material												polypropylene		
Long/short-term temperature												105°C / 120°C		
Description				Dimensions [mm]								Ordering data		
		Cross section [mm ²]	AWG	a	b	d	h	i	j	k	Type	Order No.	Pcs. / Pkt.	
Taped ferrule, with plastic sleeve, color range as per DIN 46228-4: 1990-09, CSA-certified														
		0.25	22	yellow	-	14.00	2.20	8.00	0.25	0.15	0.80	AI 0,25-8 YE-B	3240251	1000
		0.5	20	white	-	14.00	2.50	8.00	0.25	0.15	1.10	AI 0,5 - 8 WH-B	3201369	1000
		0.75	18	gray	-	14.00	2.80	8.00	0.25	0.15	1.30	AI 0,75- 8 GY-B	3201372	1000
		1	18	red	-	14.00	3.00	8.00	0.30	0.15	1.50	AI 1 - 8 RD-B	3201385	1000
		1.5	16	black	-	14.00	3.40	8.00	0.30	0.15	1.80	AI 1,5 - 8 BK-B	3201398	1000
		2.5	14	blue	-	14.00	4.20	8.00	0.30	0.15	2.30	AI 2,5 - 8 BU-B	3201408	500
Taped ferrules, with plastic sleeve, color code as per NF C 63-023: 1994-02, CSA-certified														
		0.75	18	blue	-	14.00	2.80	8.00	0.25	0.15	1.30	AI 0,75- 8 BU-B	3201547	1000
		2.5	14	gray	-	14.00	4.20	8.00	0.30	0.15	2.30	AI 2,5 - 8 GY-B	3201550	500
Taped ferrules, with plastic sleeve, special colors, CSA-certified														
		0.25	22	blue	-	14.00	2.20	8.00	0.25	0.15	0.80	AI 0,25-8 BU-B	3240250	1000
		0.34	22	turquoise	-	14.00	2.20	8.00	0.25	0.15	0.80	AI 0,34-8 TQ-B	3240249	1000
		0.5	20	orange	-	14.00	2.50	8.00	0.25	0.15	1.10	AI 0,5 - 8 OG-B	3201563	1000
		0.75	18	white	-	14.00	2.80	8.00	0.25	0.15	1.30	AI 0,75- 8 WH-B	3201576	1000
		1	18	yellow	-	14.00	3.00	8.00	0.30	0.15	1.50	AI 1 - 8 YE-B	3201589	1000
		1.5	16	red	-	14.00	3.40	8.00	0.30	0.15	1.80	AI 1,5 - 8 RD-B	3201592	1000

Automatic devices

Stripping and crimping machine for bulk goods



- The stripping and crimping machine can be used to process loose ferrules with insulating collars in accordance with DIN 46228-4
- Up to 1200 conductors can be processed an hour
- The conductor is stripped in a single operation and is crimped with a ferrule to a high standard of quality
- The extraction forces conform to the requirements of IEC/EN 60999 and IEC/EN 60947

Other key features of the automatic device are as follows:

- Robust design
- Quick change of cross section without the need for additional adjustments
- Quantity counter
- Suitable for bulk processing



Conductor cross sections from 0.34 to 4 mm²



Dimensions	
	[mm]
General data	
Weight	[kg]
Power supply	[V]
Air consumption per compression	[l]
Working cycle	[s]
Compression	

Description
Stripping and crimping machine , 100 - 230 V version, electro-pneumatic, for loose ferrules with insulating collar, 0.34 – 4 mm ² , incl. conversion kits 0.5 – 1.5 mm ² (stripping length 8 mm)

Extension kit, complete, for CF 1000, for loose ferrules with insulating collar
0.25/0.34 mm ² , stripping length: 6 mm
0.25/0.34 mm ² , stripping length 8 mm
2.5 mm ² , stripping length 8 mm
4 mm ² , stripping length 10 mm
Spare knife , V-form, for CF 1000

Protective cover , for CF 1000

Technical data		
Width	Length	Height
240	490	390

Ordering data		
Type	Order No.	Pcs. / Pkt.
CF 1000-1,5	1208199	1

Accessories		
Type	Order No.	Pcs. / Pkt.
CF 1000-TOOLKIT 0,34/ 6	1208212	1
CF 1000-TOOLKIT 0,34/ 8	1208225	1
CF 1000-TOOLKIT 2,5/ 8	1208241	1
CF 1000-TOOLKIT 4,0/10	1208270	1
CF 1000 EM	1205215	1
CF 1000-COVER	1208306	1

Stripping and crimping machine for bulk goods

- The stripping and crimping machine can be used to process loose ferrules with insulating collars in accordance with DIN 46228-4
- Up to 1200 conductors can be processed an hour
- The conductor is stripped in a single operation and is crimped with a ferrule to a high standard of quality
- The extraction forces conform to the requirements of IEC/EN 60999 and IEC/EN 60947

Other key features of the automatic device are as follows:

- Robust design
- Quick change of cross section without the need for additional adjustments
- Quantity counter
- Suitable for bulk processing



Conductor cross section of 4 / 6 / 10 mm²



Dimensions	
	[mm]
General data	
Weight	[kg]
Power supply	[V]
Air consumption per compression	[l]
Working cycle	[s]
Compression	

Technical data		
Width	Length	Height
240	490	390
29	100 ... 240	1.2
		1.5
		trapezoidal

Description
Stripping and crimping machine , 100 - 230 V version, electro-pneumatic, for loose ferrules with insulating collar, 4 mm ² , 6 mm ² , and 10 mm ² , without conversion kit

Ordering data		
Type	Order No.	Pcs. / Pkt.
CF 1000-10	1212456	1

Conversion kit , complete, for CF 1000-10, for loose ferrules with insulating collar 4 mm ² , stripping length: 10 - 12 mm 6 mm ² , 12 mm stripping length 10 mm ² , 12 mm stripping length
Spare knife , V-form, for CF 1000
Protective cover , for CF 1000

Accessories		
Type	Order No.	Pcs. / Pkt.
CF 1000-10-TOOLKIT 4/10-12	1212458	1
CF 1000-10-TOOLKIT 6/12	1212459	1
CF 1000-10-TOOLKIT 10/12	1212460	1
CF 1000 EM	1205215	1
CF 1000-COVER	1208306	1



Installation and mounting material - CABINET add-on

The installation of switchgear and control cabinets need not be time-consuming and occupy a large amount of space if suitable mounting devices are used and the right tool is selected. We offer a comprehensive range of products for this.

The CABINET add-on range includes mounting material and mounting devices for all aspects of control cabinet installation. DIN rails and end brackets, for example, ensure the secure attachment of electrical connecting elements and components inside the control cabinet.

Additional security is assured by cover profiles, while shield connection clamps enable EMC-compliant wiring.

The cable management product range spans from the innovative CES space- and cost-saving cable entry system, across the extensive range of cable protection systems and cable ducts, right up to cable binders for every application.

Product range overview

Installation and mounting material 484

Component mounting

NS 15, NS 35, and NS 32 DIN rails	486
End brackets for DIN rails	498
Marking for terminal strips	500
Brackets for mounting on DIN rails	502
Adapter and support	503

Busbars

Neutral busbar	508
Power and branch terminal blocks	509
Connection terminal blocks for busbars	510

Connection terminal blocks and sockets

Europe connectors	512
Junction box connectors	516
Sockets	518

Shielding

Shield connection clamps	522
Supports	524

Cable management

CES cable entry system 532

Cable routing 542

Cable ducts	543
Scissors and cutters	546
Cable clamps for DIN rail	547


Cable protection

Protective hoses and screw connections	548
Accessories	566

Cable bundling

Cable binders	572
---------------	-----



Component mounting



You can save time when securing electrical connections and components in switchgear by using suitable mounting devices. By combining the mounting accessories appropriately, you can make optimum use of the space inside the control cabinet. DIN rails form the basis for the “insides” of the control cabinet. They ensure that the DIN rail-mountable components are held securely. Phoenix Contact offers a wide range of standardized rails made from various materials. On request, they can be supplied cut to length and with pre-drilled holes. The range is rounded off by cable clamps and corresponding rails.

End brackets are used for a secure lateral hold on the components, especially in the event of jolts and vibrations in the systems. Depending on the application, they must either be fastened using screws or can simply be snapped onto the DIN rails as in the case of the CLIPFIX series. Marker carriers can be snapped onto the end brackets for greater clarity and to create a visual distinction between individual terminal strip blocks.

There is a wide range of cover profiles to ensure the necessary level of safety. The wide choice of cable ducts provides users with flexible and straightforward cable installation solutions that simply involve breaking out the lateral segments without the need for tools. The assembly material is rounded off by installation materials that include pick-off terminal blocks, Europe connectors, and junction box connectors.



For control cabinet engineering applications, the key features of the NS 15 and NS 35 DIN rails are their high degree of dimensional accuracy and double surface tempering. They are galvanized and feature thick layer passivation, which makes them RoHS compliant.

Used in conjunction with the NS 15 and NS 35 DIN rails, the end brackets ensure that the components remain securely attached to the rails. A comprehensive range of end brackets is available for specific applications.

Cover profiles are used to cover live parts and also provide protection against accidental actuation of terminal points or disconnect terminal blocks.



Phoenix Contact offers various connection terminal blocks, branch terminal blocks, and power terminal blocks for busbars in switchgear and control gear.

The wide range of Europe terminal blocks includes terminal blocks with and without wire protection. The individual positions can be separated easily by twisting without the need for tools. The push-in connection technology of the junction box connector series means that solid conductors or conductors with ferrules can be inserted into the terminal point with ease. Low insertion forces and high pull-out forces ensure a secure connection.

The rail-mountable socket in a standard format is as much a must in modern switchgear as in simple distributors. The socket is mounted in an exposed position to allow assembly tools, service devices, and other electrical equipment to be installed conveniently.

Component mounting

DIN rails NS 15, flat design



- The design of the DIN rails complies with European standard EN 60715
- Particular attention has been paid to a high degree of dimensional accuracy and surface tempering
- All DIN rails are also available cut to length

The DIN rails are available with various surface coatings and are suitable for the following applications:

- Zinc plated, for indoor applications
- White passivated, for indoor applications
- Zinc plated and thick layer passivated, for indoor and protected outdoor applications
- Aluminum; as a result of their improved conductivity, these versions can also be used as PEN busbars

Notes:
For dimensional drawings and ordering examples, see page 497.
For PPS ... DIN rail profile cutters, see page 372.
1) Please specify the desired length in millimeters when placing your order. See order example.
2) Please specify the desired length and borehole when placing your order. See order example.



Unperforated, zinc plated, and thick layer passivated

General data	
Material / coating	
Description	Color
DIN rail, unperforated , in accordance with EN 60715 - 15 x 5.5 mm, galvanized and thick layer passivated, supply length: 2 m	silver
DIN rail, unperforated in accordance with EN 60715 - 15 x 5.5 mm, galvanized and thick layer passivated, cut to length according to customer specifications ¹⁾	silver
DIN rail, unperforated in acc. with EN 60715 - 15 x 5.5 mm, galvanized and thick layer passivated, cut to length acc. to customer specifications and provided with mounting holes ²⁾	silver
DIN rail, perforated , in accordance with EN 60715 - 15 x 5.5 mm, galvanized and thick layer passivated, supply length: 2 m	silver
DIN rail, perforated in accordance with EN 60715 - 15 x 5.5 mm, galvanized and thick layer passivated, cut to length according to customer specifications ¹⁾	silver
DIN rail, perforated , dimensions according to EN 60715 - 15 x 5.5 mm, white passivated, flat design, supply length: 2 m	white
DIN rail, perforated , dimensions in acc. with EN 60715 - 15 x 5.5 mm, supply length: 2 m, material: aluminum	
	silver

Technical data		
Steel / galvanized, thick layer passivated		
Ordering data		
Type	Order No.	Pcs. / Pkt.
NS 15 UNPERF 2000MM	1401695	5
NS 15 UNPERF/...	1208089	1
NS 15 UNPERF/SO/...	1208092	1



Perforated, zinc plated, and thick layer passivated



Perforated, white passivated



Perforated, aluminum

Technical data			Technical data			Technical data		
Steel / galvanized, passivated with a thick layer			Steel / galvanized, white passivated			Aluminum / uncoated		
Ordering data			Ordering data			Ordering data		
Type	Order No.	Pcs. / Pkt.	Type	Order No.	Pcs. / Pkt.	Type	Order No.	Pcs. / Pkt.
NS 15 PERF 2000MM	1401682	5						
NS 15 PERF/...	1208102	1						
			NS 15 WH PERF 2000MM	1204096	5			
						NS 15 AL PERF 2000MM	1401763	5

Component mounting

NS 15 DIN rails, flat design



- The design of the DIN rails complies with European standard EN 60715
- Particular attention has been paid to a high degree of dimensional accuracy and surface tempering
- All DIN rails are also available cut to length

The DIN rails are available with various surface coatings and are suitable for the following applications:

- Zinc plated, for indoor applications
- White passivated, for indoor applications
- Zinc plated and thick layer passivated, for indoor and protected outdoor applications
- Aluminum; as a result of their improved conductivity, these versions can also be used as PEN busbars

Notes:
For dimensional drawings and ordering examples, see page 497.
For PPS ... DIN rail profile cutters, see page 372.
1) Please specify the desired length in millimeters when placing your order. See order example.
2) Please specify the desired length and borehole when placing your order. See order example.



Unperforated, zinc plated, and thick layer passivated

General data	
Material / coating	Steel / galvanized, thick layer passivated
Description	Color
DIN rail, unperforated , in acc. with EN 60715 - 35 x 7.5 mm, galvanized and thick layer passivated, flat design, supply length: 2 m	silver
DIN rail, unperforated in accordance with EN 60715 - 35 x 7.5 mm, galvanized and thick layer passivated, flat design, cut to length according to customer specifications ¹⁾	silver
DIN rail, unperforated in accordance with EN 60715 - 35 x 7.5 mm, galvanized and thick layer passivated, flat design, cut to length according to customer specifications and provided with mounting holes ²⁾	silver
DIN rail, unperforated , dimensions according to EN 60715 - 35 x 7.5 mm, white passivated, flat design, supply length: 2 m	white
DIN rail, unperforated , dimensions in acc. with EN 60715 - 35 x 7.5 mm, galvanized, flat design, supply length: 2 m	silver
DIN rail, unperforated , dimensions in acc. with EN 60715 - 35 x 7.5 mm, flat design, supply length: 2 m, Material: copper	copper-colored
DIN rail end piece for DIN rail NS35/7,5	

Technical data		
Steel / galvanized, thick layer passivated		
Ordering data		
Type	Order No.	Pcs. / Pkt.
NS 35/ 7,5 UNPERF 2000MM	0801681	5
NS 35/ 7,5 UNPERF/...	1208115	1
NS 35/ 7,5 UNPERF/SO/...	1208128	1
Accessories		
NS 35/ 7,5 CAP	1206560	100



Unperforated, white passivated



Unperforated, zinc plated



Unperforated, copper

Technical data

Steel / galvanized, white passivated

Ordering data

Type	Order No.	Pcs. / Pkt.
NS 35/ 7,5 WH UNPERF 2000MM	1204122	5

Accessories

NS 35/ 7,5 CAP	1206560	100
----------------	---------	-----

Technical data

Steel / galvanized

Ordering data

Type	Order No.	Pcs. / Pkt.
NS 35/ 7,5 ZN UNPERF 2000MM	1206434	5

Accessories

NS 35/ 7,5 CAP	1206560	100
----------------	---------	-----

Technical data

Copper / uncoated

Ordering data

Type	Order No.	Pcs. / Pkt.
NS 35/ 7,5 CU UNPERF 2000MM	0801762	5

Accessories

NS 35/ 7,5 CAP	1206560	100
----------------	---------	-----

Installation and mounting material - CABINET add-on

Component mounting

NS 35 DIN rails, flat design

Notes:
For dimensional drawings and ordering examples, see page 497.
For PPS ... DIN rail profile cutters, see page 372.



Unperforated, aluminum



Unperforated, stainless steel

General data		Technical data			Technical data		
Material / coating		Aluminum / uncoated			Stainless steel V2A / uncoated		
Description		Ordering data			Ordering data		
DIN rail, unperforated , dimensions in acc. with EN 60715 - 35 x 7.5 mm, flat design, supply length: 2 m, Material: aluminum		Type	Order No.	Pcs. / Pkt.	Type	Order No.	Pcs. / Pkt.
Color	silver	NS 35/ 7,5 AL UNPERF 2000MM	0801704	5			
DIN rail, unperforated , dimensions in acc. with EN 60715 - 35 x 7.5 mm, flat design, supply length: 2 m, Material: stainless steel V2A					NS 35/ 7,5 V2A UNPERF 2000MM	0801377	5
Color	silver						
DIN rail end piece for DIN rail NS35/7,5		Accessories			Accessories		
		NS 35/ 7,5 CAP	1206560	100	NS 35/ 7,5 CAP	1206560	100

NS 35 DIN rails, flat design, perforated

Notes:
For PPS ... DIN rail profile cutters, see page 372
1) Please specify the desired length in millimeters when placing your order. See order example.



Perforated, zinc plated, and thick layer passivated



Perforated, zinc plated

General data		Technical data			Technical data		
Material / coating		Steel / galvanized, thick layer passivated			Steel / galvanized		
Description		Ordering data			Ordering data		
Color		Type	Order No.	Pcs. / Pkt.	Type	Order No.	Pcs. / Pkt.
DIN rail, perforated , in acc. with EN 60715 - 35 x 7.5 mm, galvanized and thick layer passivated, flat design, supply length: 2 m							
	silver	NS 35/ 7,5 PERF 2000MM	0801733	5			
DIN rail, perforated , in accordance with EN 60715 - 35 x 7.5 mm, galvanized and thick layer passivated, flat design, for cabinet width / depth of 0.8 m							
Length: 755 mm	silver	NS 35/ 7,5 PERF 755MM	1207640	10			
For cabinet width / depth of 1.2 m, supply length: 1155 mm	silver	NS 35/ 7,5 PERF 1155MM	1207666	10			
DIN rail, perforated in accordance with EN 60715 - 35 x 7.5 mm, galvanized and thick layer passivated, flat design, cut to length according to customer specifications1)							
	silver	NS 35/ 7,5 PERF/...	1208131	1			
DIN rail, perforated , dimensions in acc. with EN 60715 - 35 x 7.5 mm, galvanized, flat design, supply length: 2 m							
	silver				NS 35/ 7,5 ZN PERF 2000MM	1206421	5
DIN rail, perforated , in accordance with EN 60715 - 35 x 7.5 mm, galvanized and thick layer passivated, flat design, for cabinet width / depth of 0.8 m							
Length: 755 mm	silver	NS 35/ 7,5 PERF 755MM	1207640	10			
DIN rail end piece		Accessories			Accessories		
for DIN rail NS35/7,5		NS 35/ 7,5 CAP	1206560	100	NS 35/ 7,5 CAP	1206560	100

Installation and mounting material - CABINET add-on


Component mounting

NS 35 DIN rails, tall design

Notes:
For dimensional drawings and ordering examples, see page 497.
For PPS ... DIN rail profile cutters, see page 372.
1) Please specify the desired length in millimeters when placing your order. See order example.
2) Please specify the desired length and borehole when placing your order. See order example.



Unperforated, zinc plated, and thick layer passivated



Unperforated, white passivated

General data		Technical data			Technical data		
Material / coating		Steel / galvanized, thick layer passivated			Steel / galvanized, white passivated		
Description		Ordering data			Ordering data		
Color		Type	Order No.	Pcs. / Pkt.	Type	Order No.	Pcs. / Pkt.
DIN rail, unperforated , in acc. with EN 60715 - 35 x 15 mm, galvanized and thick layer passivated, tall design, supply length: 2 m							
	silver	NS 35/15 UNPERF 2000MM	1201714	5			
DIN rail, unperforated in accordance with EN 60715 - 35 x 15 mm, galvanized and thick layer passivated, tall design, cut to length according to customer specifications!							
	silver	NS 35/15 UNPERF/...	1208144	1			
DIN rail, unperforated in accordance with EN 60715 - 35 x 15 mm, galvanized and thick layer passivated, tall design, cut to length according to customer specifications and provided with mounting holes ²⁾							
	silver	NS 35/15 UNPERF/SO/...	1208157	1			
DIN rail, unperforated , similar to EN 60715 - 35 x 15 mm, 1.5 mm thick, white passivated, tall design, supply length: 2 m							
	white				NS 35/15 WH UNPERF 2000MM	1204135	5
DIN rail, unperforated similar to EN 60715 - 35 x 15 mm, 1.5 mm thick, tin-plated, tall design, supply length: 2 m							
	silver						
DIN rail, unperforated similar to EN 60715 - 35 x 15 mm, 1.5 mm thick, tall design, supply length: 2 m, material: copper							
	copper-colored						
DIN rail, unperforated in accordance with EN 60715 - 35 x 15 mm, 2.3 mm thick, galvanized and thick layer passivated, tall design, for universal cut, supply length: 2 m							
	silver						
Accessories		Accessories			Accessories		
for DIN rail NS35/15		NS 35/15 CAP	1206573	100	NS 35/15 CAP	1206573	100



Unperforated, zinc plated



Unperforated, copper



Unperforated, zinc plated, and thick layer passivated, material thickness 2.3 mm

Technical data

Steel / galvanized

Ordering data

Type	Order No.	Pcs. / Pkt.
NS 35/15 ZN UNPERF 2000MM	1206586	5

Accessories

NS 35/15 CAP	1206573	100
--------------	---------	-----

Technical data

Copper / uncoated

Ordering data

Type	Order No.	Pcs. / Pkt.
NS 35/15 CU UNPERF 2000MM	1201895	5

Accessories

NS 35/15 CAP	1206573	100
--------------	---------	-----

Technical data

Steel / galvanized, thick layer passivated

Ordering data

Type	Order No.	Pcs. / Pkt.
NS 35/15-2,3 UNPERF 2000MM	1201798	5

Accessories

--	--	--

Component mounting

NS 35 DIN rails, tall design, perforated



- The design of the DIN rails complies with European standard EN 60715
- Particular attention has been paid to a high degree of dimensional accuracy and surface tempering
- All DIN rails are also available cut to length

The DIN rails are available with various surface coatings and are suitable for the following applications:

- Zinc plated, for indoor applications
- White passivated, for indoor applications
- Zinc plated and thick layer passivated, for indoor and protected outdoor applications
- Aluminum and copper. As a result of their improved conductivity, these versions can also be used as PEN busbars

Notes:
For dimensional drawings and ordering examples, see page 497.
For PPS ... DIN rail profile cutters, see page 372.
¹⁾ Please specify the desired length in millimeters when placing your order. See order example.



Perforated, zinc plated, and thick layer passivated

General data	
Material / coating	
Description	
Color	
DIN rail, perforated , in acc. with EN 60715 - 35 x 15 mm, galvanized and thick layer passivated, tall design, supply length: 2 m	
	silver
DIN rail, perforated , in accordance with EN 60715 - 35 x 15 mm, galvanized and thick layer passivated, tall design, for cabinet width / depth of 0.8 m	
Length: 755 mm	
For cabinet width / depth of 1.0 m, supply length: 955 mm	
	silver
For cabinet width / depth of 1.2 m, supply length: 1155 mm	
	silver
DIN rail, perforated in accordance with EN 60715 - 35 x 15 mm, galvanized and thick layer passivated, tall design, supply length: 2 m, cut to length according to the customer specifications ¹⁾	
	silver
DIN rail, perforated , according to EN 60715 - 35 x 15 mm, white passivated, tall design, supply length: 2 m	
	white
DIN rail, perforated similar to EN 60715 - 35 x 15 mm, 1.5 mm thick, tin-plated, tall design, supply length: 2 m	
	silver

Technical data		
Steel / galvanized, thick layer passivated		
Ordering data		
Type	Order No.	Pcs. / Pkt.
NS 35/15 PERF 2000MM	1201730	5
NS 35/15 PERF 755MM	1207679	10
NS 35/15 PERF 955MM	1207682	10
NS 35/15 PERF 1155MM	1207695	10
NS 35/15 PERF/...	1208160	1



Perforated, white passivated



Unperforated, zinc plated

Technical data

Steel / galvanized, white passivated

Ordering data

Type	Order No.	Pcs. / Pkt.
NS 35/15 WH PERF 2000MM	0806602	5

Technical data

Steel / galvanized

Ordering data

Type	Order No.	Pcs. / Pkt.
NS 35/15 ZN PERF 2000MM	1206599	5

Component mounting

NS 32 DIN rails

Notes:

For PPS ... DIN rail profile cutters, see page 372.



Unperforated, galvanized, and thick layer passivated

General data	
Material / coating	
Description	
Color	
<p>DIN rail, unperforated, in accordance with EN 60715 - G32, supply length: 2 m, galvanized and thick layer passivated</p>	
silver	
<p>DIN rail, perforated, in accordance with EN 60715 - G32, galvanized and thick layer passivated, supply length: 2 m</p>	
silver	

Technical data		
Steel / galvanized, thick layer passivated		
Ordering data		
Type	Order No.	Pcs. / Pkt.
NS 32 UNPERF 2000MM	1201015	5
NS 32 PERF 2000MM	1201002	5

NS 35 DIN rails, tall design that supports the use of slide nuts

- The NS 35/15 AL DIN rail has been designed to accommodate GLM ... slide nuts
- The slide nuts even allow components without an additional snap-on foot to be mounted

Notes:

For dimensional drawings and ordering examples, see page 497.



NS 35, 15 mm high DIN rail with slide nut guide

Dimensions	
	[mm]
General data	
Material	
Description	
Color	
<p>DIN rail, unperforated similar to EN 60715 - 35 x 15 mm, deep-drawn, tall design, with slide nut guide, supply length: 2 m</p>	
silver	
<p>DIN rail, unperforated similar to EN 60715 - 35 x 15 mm, deep-drawn, tall design, with slide nut guide, cut to length according to customer specifications</p>	
silver	
<p>Slide nut, for DIN rail NS 35/15-AL, for fixing devices, material: steel</p>	
M4	silver
M5	silver
M6	silver

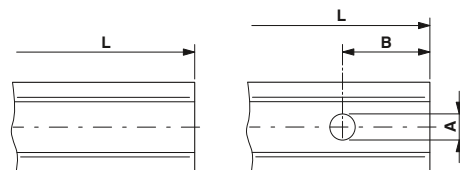
Technical data		
Width	Length	Height
35	2000	15
Aluminum		
Ordering data		
Type	Order No.	Pcs. / Pkt.
NS 35/15 AL UNPERF 2000MM	1201756	5
NS 35/15 AL UNPERF/...	1210213	1
GLM 4	1201769	100
GLM 5	1201772	100
GLM 6	1201785	100

Example configuration for NS 35/15 UNPERF/SO/...:

(minimum order quantity 20 units)

When ordering 20 unperforated NS 35/15 DIN rails with 6 mm \varnothing end holes at both ends (as 20 mm elongated holes, the hole center of which is 50 mm from the end of the rail) with a length of 550 mm, the following information must be given:

Pcs.	Order No.	Length in mm	Dim. A	Dim. B	Dim. C
20	1208157	550	6	50	20

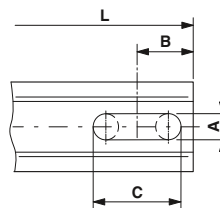


Example configuration for NS 35/7,5 UNPERF/...:

(minimum order quantity 20 units)

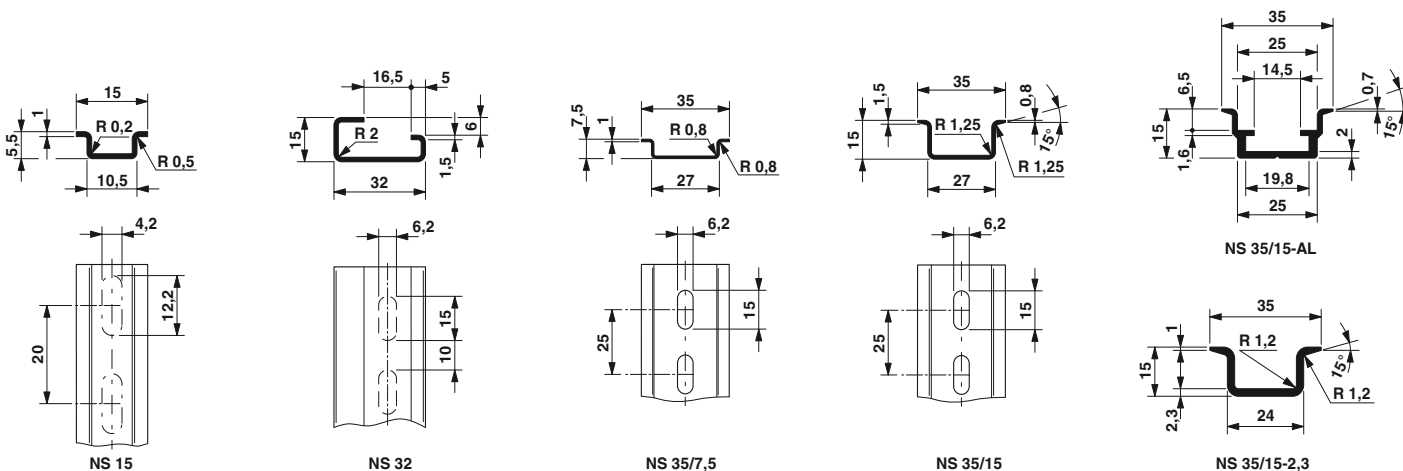
When ordering 20 unperforated NS 35/7,5 DIN rails without end holes with a length of 1750 mm, the following information must be given:

Pcs.	Order No.	Length in mm
20	1208115	1750



L = length
 A = hole diameter [mm]
 B = distance between end and hole center [mm]
 C = length of elongated hole [mm]
 The following dimensions are possible:
 Round hole: C = 0
 Elongated hole: C = 10, 15, 20 or 25 mm

Dimensional drawings for DIN rails



Installation and mounting material - CABINET add-on

Component mounting

Snap-on end bracket, for NS 15 and NS 35 DIN rails

- Phoenix Contact has engineered its CLIPFIX end brackets to maintain a secure grip on the various DIN rail systems
- Design width of just 5.2 mm
- Parking facility for bridges and plugs
- Large area for labeling



End bracket for NS 15 DIN rail



End bracket for NS 35 DIN rail

Dimensions	[mm]
General data	
Material	PA
Inflammability class according to UL 94	V2
Description	Color
End bracket , for snapping onto NS 15, 5.2 mm wide, labeling with ZB 5 and ZBF 5, KLM, parking facilities for bridges and test accessories	gray
End bracket , for snapping onto NS 35, 5.15 mm wide, can be marked with ZB 5 and UCT-EM (30X5), parking option for bridges and test plugs	gray
End bracket , for snapping onto NS 35, 9.5 mm wide, can be labeled	gray

Technical data		
Width	Length	Height
5.2	22	22.6
Ordering data		
Type	Order No.	Pcs. / Pkt.
CLIPFIX 15	3022263	50

Technical data		
Width	Length	Height
5.15	48.5	35
Ordering data		
Type	Order No.	Pcs. / Pkt.
CLIPFIX 35-5	3022276	50
CLIPFIX 35	3022218	50

Screw-on end bracket, for NS 35 and NS 32 DIN rails

- With universal foot for NS 35 and NS 32 DIN rails
- Tall and flat designs
- Large area for labeling



For NS 35 and NS 32 DIN rails



For multi-level terminal blocks on NS 35 and NS 32 DIN rails

Dimensions	[mm]
General data	
Material	PA
Tightening torque	[Nm] 0.4 - 0.5
Inflammability class according to UL 94	V2
Description	Color
End bracket , to screw on, for NS 35 and NS 32, can be labeled with ZB 6, KLM, KLM-A, and UBE	gray
Universal end bracket , to screw on, for NS 35 and NS 32, for supporting the ends of double-level and three-level terminal blocks, can be labeled with ZB 10	gray

Technical data		
Width	Length	Height
9.5	50.5	35.3
Ordering data		
Type	Order No.	Pcs. / Pkt.
E/UK	1201442	50

Technical data		
Width	Length	Height
10	55.5	50
Ordering data		
Type	Order No.	Pcs. / Pkt.
E/UK 1	1201413	50

**Screw-on end bracket,
for NS 15 DIN rail**

The E/MBK end bracket has been specially designed for the MBK miniature IEC terminal blocks.

- Can be screwed onto NS 15 DIN rails
- Can be mounted directly on the mounting plate as an MBK terminal block base
- Large area for labeling



For miniature IEC terminal blocks on NS 15 DIN rail



For NS 15 DIN rail

Dimensions	
	[mm]
General data	
Material	PA
Tightening torque	[Nm] 0.4 - 0.5
Inflammability class according to UL 94	V2

Technical data		
Width	Length	Height
6.1	22	11.4

Technical data		
Width	Length	Height
6.1	21.2	18

Description	Color
End bracket , for snapping onto NS 15, for slide-on miniature terminal blocks, can be fastened with a screw, can be labeled with KLM 1	gray
End bracket , for screwing onto NS 15, 6.1 mm wide, can be fastened with a screw, can be labeled with KLM 1	gray

Ordering data		
Type	Order No.	Pcs. / Pkt.
E/MBK	1401637	100

Ordering data		
Type	Order No.	Pcs. / Pkt.
E/MK 1	1421659	100

**Screw-on end bracket,
for NS 35 DIN rail**

- The E/AL-NS 35 provides optimum support for large terminal blocks and devices
- Large area for labeling



For NS 35 DIN rail



For terminal blocks from 50 mm² on NS 35 DIN rails

Dimensions	
	[mm]
General data	
Material	PA
Tightening torque	[Nm] 0.4 - 0.5
Inflammability class according to UL 94	V2

Technical data		
Width	Length	Height
9.5	48.6	32.8

Technical data		
Width	Length	Height
10	59	44

Description	Color
End bracket , for screwing onto NS 35, can be equipped with terminal strip marker KLM-A or ZB 8	gray
Aluminum end bracket , for screwing on, for end support of 50 - 300 mm² terminal blocks, can be labeled with ZB 10, for mounting on NS 35...	silver

Ordering data		
Type	Order No.	Pcs. / Pkt.
E/NS 35 N	0800886	50

Ordering data		
Type	Order No.	Pcs. / Pkt.
E/AL-NS 35	1201662	10

Installation and mounting material - CABINET add-on

Component mounting

Marking for terminal strips

- The KLM has been specially developed for the CLIPFIX end brackets
- The precise engagement mechanism allows infinite adjustment of the labeling area height
- The KLM 3-L is suitable for multi-level terminal blocks and can be cut at two defined points



For CLIPFIX end brackets, can be labeled with snap-on label



For CLIPFIX end brackets, can be labeled with label

Dimensions		[mm]
General data		
Material		PA
Inflammability class according to UL 94		V2
Temperature range	[°C]	-40 ... 100
Components		Halogen-free
Description	Color	
Terminal strip marker , adjustable height, for CLIPFIX ... end bracket, can be labeled with SS-ZB Lettering field size: 20 x 8 mm	gray	
Terminal strip marker , adjustable height, for CLIPFIX ... end bracket, can be labeled with EML (20x8) label or with B-STIFT or X-PEN	gray	
Can be cut to length	gray	

Technical data		
Width	Length	Height
12.5	22	42
Ordering data		
Type	Order No.	Pcs. / Pkt.
KLM 2	0807575	100

Technical data		
Width	Length	Height
10	22	27
Ordering data		
Type	Order No.	Pcs. / Pkt.
KLM 3	0811969	100
KLM 3-L	0814788	100

Marking for terminal strips



For E/MK and E/MBK end brackets



For E/UK and CLIPFIX 35 end brackets

General data	
Material	ABS
Inflammability class according to UL 94	HB
Temperature range	[°C] -40 ... 80
Components	free from silicone and halogen
Description	Color
Terminal strip markers , for E/MK, E/MK 1, and E/MBK end bracket, lettering field: 24 x 4 mm	transparent
Terminal strip markers , for E/UK or CLIPFIX 35 end brackets, lettering field: 25 x 6 mm	transparent
Insert strips for thermal transfer printers , 5000 labels p. roll Lettering field size: 24 x 4 mm, 5000 labels per roll	white
Lettering field size: 25 x 6 mm, 5000 labels per roll	white

Technical data		
Ordering data		
Type	Order No.	Pcs. / Pkt.
KLM 1	1004319	100
Accessories		
Type	Order No.	Pcs. / Pkt.
EMT (24X4)R	0816265	1

Technical data		
Ordering data		
Type	Order No.	Pcs. / Pkt.
KLM	1004306	100
Accessories		
Type	Order No.	Pcs. / Pkt.
EMT (25X6)R	0817264	1

Marking for terminal strips

Notes:
 1) Please specify the required marking with order.



For E/UK, E/NS 35 N, and CLIPFIX 35 end brackets



For end bracket and DIN rail mounting

General data	
Material	ABS
Inflammability class according to UL 94	HB
Temperature range	-40 ... 80 [°C]
Components	free from silicone and halogen

Technical data		
Material	ABS	
Inflammability class according to UL 94	HB	
Temperature range	-40 ... 80 [°C]	
Components	free from silicone and halogen	

Technical data		
Material	PA	
Inflammability class according to UL 94	V2	
Temperature range	-40 ... 100	
Components	free from silicone and halogen	

Description	Color
Terminal strip markers , for strip marking, adjustable height, for use with E/UK, E/NS 35 N or CLIPFIX 35 end brackets, lettering field: 44 x 7 mm	transparent
Terminal strip marker carriers , for marking terminal groups, for E/UK end bracket, lettering field: 40 x 17 mm Hood material: PE	gray
Terminal strip marker carrier , for marking terminal block groups, for assembly on NS 32... or NS 35... DIN rail, lettering field size: 40 x 17 mm Hood material: PE	gray

Ordering data		
Type	Order No.	Pcs. / Pkt.
KLM-A	1004348	100
UBE	0800310	10
UBE/D	0800307	10

Ordering data		
Type	Order No.	Pcs. / Pkt.
KLM-A	1004348	100
UBE	0800310	10
UBE/D	0800307	10

Accessories	
Insert strip for thermal transfer printer , for UBE/D or UBE terminal strip marker Lettering field size: 40 x 17 mm, 2300 labels p. roll	white
Insert strip for laser printer , perforated, for KLM-A terminal strip marker Lettering field size: 44 x 7 mm Lettering field size: 40 x 17 mm, 1 sheet = 56 labels	white white
Special printing insert strips , marking according to customer requirements ¹⁾ Lettering field size: 44 x 7 mm Lettering field size: 40 x 17 mm, 1 sheet = 56 labels	white white

Accessories		
Type	Order No.	Pcs. / Pkt.
EMT (40X17)R	0817293	1
ESL 44X 7	0808244	10
ESL 44X 7 CUS	0824404	1

Accessories		
Type	Order No.	Pcs. / Pkt.
EMT (40X17)R	0817293	1
ESL 40X17	0808095	10
ESL 40X17 CUS	0824403	1



Installation and mounting material - CABINET add-on

Component mounting

Angled brackets for fixing DIN rails

- The BG/S brackets can be used to fix DIN rails at a distance from the mounting surface
- 30° tilt angle



Angled bracket, low



Angled bracket, high

		Technical data			Technical data		
Dimensions		Width	Length	Height	Width	Length	Height
[mm]		19.7	87	35.4	20	84	46
General data		Ordering data			Ordering data		
Material		Steel			Steel		
Description	Color	Type	Order No.	Pcs. / Pkt.	Type	Order No.	Pcs. / Pkt.
Angled bracket, for fixing DIN rails at an angle of 30°, with M6 screw, galvanized and thick layer passivated	silver	BG/S	1201086	10	BG/SH	1201099	10
Angled brackets, with DIN rail limit stop, for fixing DIN rails at an angle of 30°, with M6 screw, galvanized and thick layer passivated	silver	BG/SA	1201604	10	BG/SHA	1201594	10

Flat brackets for fixing DIN rails

- The BG/F brackets can be used to fix DIN rails at a distance from the mounting surface



Flat brackets with lugs



Flat brackets without lugs

		Technical data			Technical data		
Dimensions		Width	Length	Height	Width	Length	Height
[mm]		20	84	12	20	37	15
General data		Ordering data			Ordering data		
Material		Steel			Steel		
Description	Color	Type	Order No.	Pcs. / Pkt.	Type	Order No.	Pcs. / Pkt.
Flat bracket, for fixing DIN rails 12 mm above the base, with M6 screw, galvanized and thick layer passivated	silver	BG/F	1201060	10			
Flat bracket, is screwed with DIN rails 15 mm above the base, fixing hole: 6.5 mm Ø, galvanized and thick layer passivated	silver				BG/F 1	1201112	10

Universal adapter

- The universal adapters are used to secure and hold electrical or electronic switching devices
- They allow fully insulated mounting of components or DIN rails



For NS 35 and NS 32 DIN rails

Dimensions		Technical data		
		Width	Length	Height
[mm]		10	42.6	19
General data		PA		
Material		V2		
Inflammability class according to UL 94				
Description		Ordering data		
		Type	Order No.	Pcs. / Pkt.
Universal rail adapter, for NS 35... or NS 32... DIN rail, for accommodation of switching devices, 10 mm wide				
For M3 screws		USA 10	1201578	10
For M5 screws		USA 10/4,6	1202713	10
Color				
gray				
gray				

Mounting accessories

- The support can be used for totally insulated DIN rail support
- The NS 35/... CAP end caps can be attached to the ends of NS 35/7,5 and NS 35/15 DIN rails



Support, insulated




Protective caps for DIN rails

Dimensions		Technical data			Technical data		
		Width	Length	Height	Width	Length	Height
[mm]		38	35	21	7	37.5	9
General data		PA			PP		
Material		V2			HB		
Inflammability class according to UL 94							
Description		Ordering data			Ordering data		
		Type	Order No.	Pcs. / Pkt.	Type	Order No.	Pcs. / Pkt.
Support, for fixing DIN rails 21 mm above the mounting surface, with M6 screw, countersunk fixing hole 6.1 mm Ø, can also be used for protective insulation of terminal strips		AB/NS	1201141	10	NS 35/ 7,5 CAP	1206560	100
DIN rail end piece					NS 35/15 CAP	1206573	100
for DIN rail NS35/7.5							
for DIN rail NS35/15							
Color							
gray							
gray							
gray							

Component mounting

Cover profiles



- Cover profiles provide protection against unauthorized use of terminal strips
- This profile has been specially adapted to the contour of the measuring transducer disconnect terminal blocks
- The cover can be securely snapped onto the corresponding APH-ME end brackets and sealed as an option
- The AH-ME cover, which is enclosed on all sides, is snapped onto the end brackets and can be optionally sealed



Cover profile and hood, sealable

General data	
Material	PVC
Temperature range	-15 ... 65 [°C]
Description	Color
Cover profile, supply length 1 m	transparent
Cover profile, please specify the desired length in cm	transparent
Covering hood, for the contact and dust-protected encapsulation of the components	transparent

Technical data		
Ordering data		
Type	Order No.	Pcs. / Pkt.
AP-ME METER	3034361	10
AP-ME CM	3034345	1
AH-ME	3240265	5

Holder for AP-ME cover profiles

- The APH-ME end bracket is used in conjunction with the AP-ME cover
- It provides facilities for retaining FBS ...-8 plug-in bridges and is optionally sealable
- The APT-ME holder serves as a partition plate or intermediate support in the case of long terminal strips



Cover profile end bracket, sealable



Cover profile holder

General data	
Material	PA
Inflammability class according to UL 94	V2
Temperature range	-40 ... 115 [°C]
Description	Color
End bracket, for AP-ME cover profile, sealable, with storage option for plug-in bridges	gray
Holder, for AP-ME cover profile	gray

Technical data		
Ordering data		
Type	Order No.	Pcs. / Pkt.
APH-ME	3034374	10

Technical data		
Ordering data		
Type	Order No.	Pcs. / Pkt.
APT-ME	3034358	10

Cover profiles

- Cover profiles provide protection against unauthorized use of terminal strips
- Large-area labeling possible with AP-ES insert strips



Cover profile for mounting on a DIN rail



Cover profile for mounting on an end bracket

Notes:
 1) When ordering please specify the desired length in cm. Accuracy 1 mm.

Technical data	
Material	PVC
Inflammability class according to UL 94	V2
Temperature range	-15 ... 65 [°C]

Ordering data		
Type	Order No.	Pcs. / Pkt.

Cover profile , for terminal strips, can be labeled with AP-ES insert strips, cover profile carriers should be placed at the ends and at intervals of approx. 40 cm, maximum supply length: 1 m ¹⁾		
Can be snapped onto AP 2-TU cover profile carrier	transparent	AP 2 CM 5022889 1
Can be snapped onto AP 3-TU or AP 3-TNS 35	transparent	AP 3 CM 5022876 1
Cover profile carrier , for mounting on NS 32 or NS 35/7,5 DIN rail, for fixing the AP cover profile, 2 mm thick, material: PA	gray	AP 2-TU 5022630 50
	gray	AP 3-TU 5022656 50
Sealable cover profile , for mounting on NS 35 DIN rail, for fixing the AP 3 cover profile, with plastic M5 knurled nut, space requirement: 13 mm	gray	AP 3-TNS 35 5022672 10
U-shaped cover , inner dimensions: 100 x 38 mm, 2 mm thick, maximum supply length: 2.05 m, also required: 2 E/UK end brackets and 2 VAH cover holders, made acc. to length specifications ¹⁾	transparent	A/U CM 5021110 1
Adjustable cover holder , for mounting covers (up to 3 mm thick), additional requirements: one E/UK or CLIPFIX 35 end bracket, material PA	gray	VAH 1201468 10

Technical data	
Material	Polycarbonate PC
Inflammability class according to UL 94	V2
Temperature range	-40 ... 115

Ordering data		
Type	Order No.	Pcs. / Pkt.

Cover profile , for terminal strips, can be labeled with AP-ES insert strips, cover profile carriers should be placed at the ends and at intervals of approx. 40 cm, maximum supply length: 1 m ¹⁾		
Can be snapped onto AP 2-TU cover profile carrier	transparent	AP 2 CM 5022889 1
Can be snapped onto AP 3-TU or AP 3-TNS 35	transparent	AP 3 CM 5022876 1
Cover profile carrier , for mounting on NS 32 or NS 35/7,5 DIN rail, for fixing the AP cover profile, 2 mm thick, material: PA	gray	AP 2-TU 5022630 50
	gray	AP 3-TU 5022656 50
Sealable cover profile , for mounting on NS 35 DIN rail, for fixing the AP 3 cover profile, with plastic M5 knurled nut, space requirement: 13 mm	gray	AP 3-TNS 35 5022672 10
U-shaped cover , inner dimensions: 100 x 38 mm, 2 mm thick, maximum supply length: 2.05 m, also required: 2 E/UK end brackets and 2 VAH cover holders, made acc. to length specifications ¹⁾	transparent	A/U CM 5021110 1
Adjustable cover holder , for mounting covers (up to 3 mm thick), additional requirements: one E/UK or CLIPFIX 35 end bracket, material PA	gray	VAH 1201468 10

Accessories		
Type	Order No.	Pcs. / Pkt.
Insert strips , for group marking, for sliding into the AP 2 and AP 3 cover profile, cardboard, lettering field: 35 x 500 mm		
	white	AP-ES 5022685 10

Accessories		
Type	Order No.	Pcs. / Pkt.
Insert strips , for group marking, for sliding into the AP 2 and AP 3 cover profile, cardboard, lettering field: 35 x 500 mm		
	white	AP-ES 5022685 10

Component mounting

Cover profiles for UK terminal blocks



- Covering of live parts
- Protection against accidental actuation of terminal points or disconnect terminal blocks
- Protection against environmental influences
- Can be labeled



Single cover for UK terminal blocks



General data

Material	ABS
Inflammability class according to UL 94	HB
Temperature range	-40 ... 80 [°C]
Components	free from silicone and halogen

Technical data

Material	ABS
Inflammability class according to UL 94	HB
Temperature range	-40 ... 80 [°C]
Components	free from silicone and halogen

Ordering data

Description	Color	Type	Order No.	Pcs. / Pkt.
Single cover, for covering the UK 2,5 neutral terminal block, snap fit	transparent	EA 4	0805360	50
Single cover, for covering the UK 3 N, UK 5 N, UK 6 N, UK 4-FSR, UK 4FS/FS, UK 4-LOER terminal blocks, snap fit	transparent	EA 5	1024014	100
Single cover, for covering the UK 16 neutral terminal block, snap fit	transparent	EA 7	1024250	100
Single cover, for covering the UK 3 N, UK 5 N, UK 6 N, UK 4-FSR, UK 4FS/FS, UK 4-LOER terminal blocks, snap fit, black print: lightning flash	transparent	EA 5-WS	1024085	100
Single cover, for covering the UK 35, UIK 35 terminal block, cannot be labeled, snap fit	yellow	EA 11	1024263	50

Cover profiles

- Covering of live parts
- Protection against accidental actuation of terminal points or disconnect terminal blocks
- Protection against environmental influences
- Can be labeled



Cover profile, hinged for DIN rail mounting

General data		Technical data		
Material		Polycarbonate PC		
Inflammability class according to UL 94		V2		
Temperature range	[°C]	-40 ... 115		
Components		free from silicone and halogen		
Description		Ordering data		
	Color	Type	Order No.	Pcs. / Pkt.
Holding profile , is snapped into the APK-TU cover holder, with groove for zack marker strip ZB 5 up to ZB 10 , length: 2 m	transparent	APK 1	5022795	10
Holding profile , is snapped into the APK-TU cover holder, with groove for zack marker strip ZB 5 up to ZB 10 , length: 2 m	gray	APK-HP 2 METER	5022818	2
Cover profile holder , 10 mm width, for mounting on NS 32 or NS 35/7,5, for fixing the holding profile APK-HP, can be labeled with ZB 10 zack marker strip, material: PA	gray	APK-TU	5022805	10

Installation and mounting material - CABINET add-on

Busbars

Neutral busbar



3 x 10 mm



6 x 6 mm

Dimensions	[mm]
General data	
Material	Copper

Technical data		
Width	Length	Height
10	1000	3

Technical data		
Width	Length	Height
6	1000	6

Description	Color
PEN conductor busbar , 3 x 10 mm, 1 m long, material: copper, tin-plated, nominal current: 140 A	silver
PEN conductor busbar , in accordance with DIN VDE 0611-4, 6 x 6 mm, 1 m long, material: copper, tin-plated, nominal current: 140 A	silver

Ordering data		
Type	Order No.	Pcs. / Pkt.
NLS-CU 3/10 SN 1000MM	0402174	10

Ordering data		
Type	Order No.	Pcs. / Pkt.
NLS-CU 6/ 6 SN 1000MM	0402161	10

Supports for neutral busbars

There is a choice of three support frames available as support for busbars:

- The AB/SS for one rail
- The AB 2/SS for offset arrangement of neutral and (PE) busbars
- The lower ABN 2/SS

Notes:
For dimensional drawings, see www.phoenixcontact.net/products .

Y



Support frame for SK shield connection terminal blocks

Y Y

Y Y Y



Support, multi-level, insulated

Dimensions	[mm]
General data	
Material	PA
Inflammability class according to UL 94	V2

Technical data		
Width	Length	Height
19.4	23.4	21.7

Technical data		
Width	Length	Height
19	42	48

Description	Color
Support , insulated, with retaining screw, for 3 x 10 mm or 6 x 6 mm busbars	gray
Double support , insulating material, optionally for use with 3 x 10 mm or 6 x 6 mm neutral busbar, height: 48 mm	gray
Height 48 mm	gray
Height 36.8 mm	gray
Triple support frame , made from insulating material	gray

Ordering data		
Type	Order No.	Pcs. / Pkt.
AB/SS	0404428	10

Ordering data		
Type	Order No.	Pcs. / Pkt.
AB2/SS	0404431	10
ABN 2/SS	0404460	10
AB3/SS	0800086	10

Power terminal blocks



10 (16) mm², 76 A, power terminal block



35 (35) mm², 125 A, power terminal block

Dimensions	[mm]
Max. electrical data	
Rated data	
Nominal current / cross section	[A] / [mm ²]
Connection capacity	
1 conductor	[mm ²]
Two conductors (of the same type)	[mm ²]
General data	
Stripping length	[mm]
Screw thread	
Tightening torque	[Nm]

Technical data				
Width	Length	Height		
8	40	36		
I_{max} [A]	max. Ø [mm²]		AWG	
76	0.5 - 16	20 - 6		
IEC	UL/CUL	CSA	IEC/ EN 60079-7	
Nominal current / cross section	[A] / [mm ²]			
57 / 10	- / -	-	-	
Connection capacity	solid	stranded	Ferrule Without / with plastic sleeve	
1 conductor	0.5 - 16	0.5 - 10	0.5 - 16	0.5 - 10
Two conductors (of the same type)	0.5 - 10	0.5 - 10	0.5 - 10	-
General data				
Stripping length	14			
Screw thread	M5			
Tightening torque	2.5 - 3			


Description	Color
Power terminal block, copper, nickel-plated	aluminum

Ordering data			
Type	I _{max}	Order No.	Pcs. / Pkt.
EK 116		0401010	10

Technical data				
Width	Length	Height		
12	40	37		
I_{max} [A]	max. Ø [mm²]		AWG	
125	0.75 - 35	18 - 2		
IEC	UL/CUL	CSA	IEC/ EN 60079-7	
Nominal current / cross section	[A] / [mm ²]			
125 / 35	- / -	-	-	
Connection capacity	solid	stranded	Ferrule Without / with plastic sleeve	
1 conductor	0.75 - 35	0.75 - 35	0.75 - 35	0.75 - 35
Two conductors (of the same type)	0.75 - 10	0.75 - 10	0.75 - 10	-
General data				
Stripping length	14			
Screw thread	M6			
Tightening torque	3.2 - 3.7			

Ordering data			
Type	I _{max}	Order No.	Pcs. / Pkt.
EK 135		0401023	10

Branch terminal blocks



- A branch of flat copper busbars often has to be produced in switch systems
- This can be done easily with the branch terminal block because the terminal block can be attached and firmly clamped anywhere on a copper rail (up to max. 5 mm thick) later on



35 (35) mm², 125 A, branch terminal

Dimensions	[mm]
Max. electrical data	
Rated data	
Nominal current / cross section	[A] / [mm ²]
Connection capacity	
1 conductor	[mm ²]
Two conductors (of the same type)	[mm ²]
General data	
Stripping length	[mm]
Screw thread	
Tightening torque	[Nm]

Description	Color
Branch terminal block, for connection to copper bars up to 5 mm thick	aluminum

Technical data				
Width	Length	Height		
12	40	36		
I_{max} [A]	max. Ø [mm²]		AWG	
125	0.75 - 35	18 - 2		
IEC	UL/CUL	CSA	IEC/ EN 60079-7	
Nominal current / cross section	[A] / [mm ²]			
125 / 35	- / -	-	-	
Connection capacity	solid	stranded	Ferrule Without / with plastic sleeve	
1 conductor	0.75 - 35	0.75 - 35	0.75 - 35	0.75 - 35
Two conductors (of the same type)	0.75 - 10	0.75 - 10	0.75 - 10	-
General data				
Stripping length	15			
Screw thread	M6			
Tightening torque	3.2 - 3.7			

Ordering data			
Type	I _{max}	Order No.	Pcs. / Pkt.
AZK 35		0702997	10

Busbars


L/N/PE connection terminal blocks



– In electrical systems subject to the setup requirements of DIN VDE 0100 or IEC 60204-1/EN 60204-1/VDE 0113-1, N, PE or phase conductor L are often connected to central busbars. This requires the conductor and/or terminal block to be clearly labeled for the corresponding circuit.

The connection terminal blocks satisfy these requirements in several ways:

- Through individual labeling of each terminal block
- By their blue, green-yellow or black colored housings
- Large labeling possible with ZB, UC-TM, UCT-TM



4 (6) mm², 41 A, connection terminal blocks

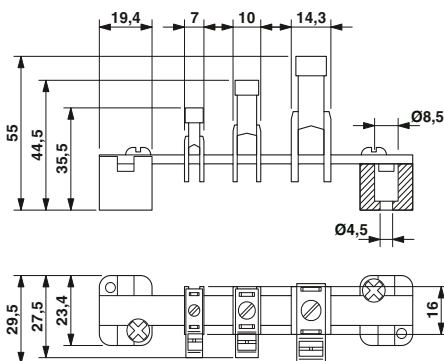



Dimensions	
	[mm]
Max. electrical data	
I_{max.} [A]	41
Rated data	
Rated voltage	[V]
Nominal current / cross section	[A] / [mm ²]
Rated cross section	[mm ²]
Cross section range	AWG
Connection capacity	
1 conductor	[mm ²]
Two conductors (of the same type)	[mm ²]
Two stranded conductors with a TWIN ferrule	[mm ²]
General data	
Stripping length	[mm]
Screw thread	
Tightening torque	[Nm]
Insulating material	
Inflammability class according to UL 94	

Technical data				
Width	Length	Height		
7	23.7	23.6		
I_{max.} [A]		max. Ø [mm ²]	AWG	
41		0.5 - 6	20 - 10	
IEC	UL/CUL	CSA	IEC/EN 60079-7	
41 / 4	300	-	-	
4	20 / -	-	-	
20 - 10	-	-	-	
solid		stranded	Ferrule	
			Without / with plastic sleeve	
0.5 - 6	0.5 - 4	0.5 - 6	0.5 - 6	
0.5 - 2.5	0.5 - 2.5	0.5 - 2.5	-	
			0.5 - 2.5	

Description	Color
Connection terminal block , steel, pushed onto NLS neutral busbar, can be labeled with ZB ...	black
Up to 6 mm ² solid, 7 mm wide	green-yellow
Up to 6 mm ² solid, 7 mm wide	blue
Without insulating cap	silver
Connection terminal block , steel, pushed onto NLS neutral busbar, can be labeled with ZB ...	black
Up to 16 mm ² solid, 10 mm wide	green-yellow
Up to 16 mm ² solid, 10 mm wide	blue
Without insulating cap	silver
Connection terminal block , steel, pushed onto NLS neutral busbar, can be labeled with ZB ...	black
Up to 35 mm ² solid, 14.3 mm wide	green-yellow
Up to 35 mm ² solid, 14.3 mm wide	blue
Without insulating cap	silver

Ordering data			
Type	I _{max.}	Order No.	Pcs. / Pkt.
AKG 4 BK		0421032	50
AKG 4 GN		0421029	50
AKG 4 BU		0421016	50
AK 4		0404017	50





16 (16) mm², 76 A, connection terminal blocks



35 (35) mm², 125 A, connection terminal blocks



Technical data

Width	Length	Height	
9.8	23.7	29	
I_{max} [A]		max. Ø [mm ²]	AWG
76		1.5 - 16	16 - 6
IEC	UL/CUL	CSA	IEC/EN 60079-7
-	300	-	-
76 / 16	50 / -	65 / -	-
16	-	-	-
16 - 6	18-6	18-6	-
solid	stranded	Ferrule	
		Without / with plastic sleeve	
1.5 - 16	1.5 - 16	1.5 - 16	1.5 - 16
1.5 - 6	1.5 - 6	1.5 - 6	-
			1.5 - 10

Technical data

Width	Length	Height	
14.3	27	39	
I_{max} [A]		max. Ø [mm ²]	AWG
125		2.5 - 35	14 - 2
IEC / EN	UL/CUL	CSA	IEC/EN 60079-7
-	300	-	-
125 / 35	115 / -	135 / -	-
35	-	-	-
14 - 2	18-2	18-2	-
solid	stranded	Ferrule	
		Without / with plastic sleeve	
2.5 - 35	2.5 - 35	2.5 - 35	2.5 - 35
1.5 - 16	1.5 - 16	1.5 - 16	-
			1.5 - 10

- 16
- M5
- 2.5 - 3
- PA
- V2

- 16
- M6
- 3.2 - 3.7
- PA
- V2

Ordering data

Type	I_{max}	Order No.	Pcs. / Pkt.
AKG 16 BK		0423030	50
AKG 16 GNYE		0423027	50
AKG 16 BU		0423014	50
AK 16		0404033	50

Ordering data

Type	I_{max}	Order No.	Pcs. / Pkt.
AKG 35 BK		0424039	50
AKG 35 GNYE		0424026	50
AKG 35 BU		0424013	50
AK 35		0404046	50

Connection terminal blocks and sockets

Europe connectors

Notes:
For more variants, see www.phoenixcontact.net/products.



- The Europe connectors for conductors with a cross section of up to 16 mm² feature wire protection
- Particularly suitable for finely stranded conductors, including those without ferrules
- Insulating housing made from halogen-free polyamide
- High-quality metal parts with corrosion-resistant surfaces
- Secure fixing in housing



2.5 (2.5) mm², 24 A, 12-pos.



Dimensions	
	[mm]
Max. electrical data	
Rated data	
Rated voltage	[V]
Nominal current / cross section	[A] / [mm ²]
Rated cross section	[mm ²]
Cross section range	AWG
Connection capacity	
1 conductor	[mm ²]
Two conductors (of the same type)	[mm ²]
Two stranded conductors with a TWIN ferrule	[mm ²]
General data	
Stripping length	[mm]
Screw thread	
Tightening torque	[Nm]
Insulating material	
Inflammability class according to UL 94	

Technical data				
Width	Length	Height		
16.2	93.6	13.4		
I _{max.} [A]	U _{max.} [V]	max. Ø [mm ²]	AWG	
24	450	0.5 - 2.5	20 - 14	
IEC	UL/CUL	CSA	IEC/EN 60079-7	
450	300	-	-	
24 / 2.5	20 / -	-	-	
2.5	-	-	-	
20 - 14	22-12	-	-	
Connection capacity		Ferrule		
solid	stranded	Without / with plastic sleeve		
0.5 - 2.5	0.5 - 2.5	0.5 - 1.5	0.5 - 1	
0.5 - 0.75	0.5 - 0.75	-	-	
		0.5		

Description	Color
Europe connector, 12-pos., with wire protection	transparent

Ordering data		
Type	Order No.	Pcs. / Pkt.
EC 2,5 P TR	3240167	10



4 (4) mm², 32 A, 12-pos.



6 (6) mm², 41 A, 12-pos.



16 (16) mm², 76 A, 12-pos.



Technical data			
Width	Length	Height	
18.6	117	15	
I _{max} [A]	U _{max} [V]	max. Ø [mm ²]	AWG
32	450	0.75 - 4	18 - 12
IEC	UL/CUL	CSA	IEC/EN 60079-7
450	300	-	-
32 / 4	30 / -	-	-
4	-	-	-
18 - 12	20-10	-	-
solid	stranded	Ferrule Without / with plastic sleeve	
0.75 - 4	0.75 - 4	0.5 - 2.5	0.5 - 2.5
0.75 - 1.5	0.75 - 1	0.5 - 1	-
			0.5 - 1
6			
M3			
0.5 - 0.6			
PA			
V2			

Technical data			
Width	Length	Height	
22.2	132.7	17.3	
I _{max} [A]	U _{max} [V]	max. Ø [mm ²]	AWG
41	450	1 - 6	16 - 10
IEC	UL/CUL	CSA	IEC/EN 60079-7
450	300	-	-
41 / 6	50 / -	-	-
6	-	-	-
16 - 10	14-8	-	-
solid	stranded	Ferrule Without / with plastic sleeve	
1 - 6	1 - 6	0.75 - 4	0.75 - 4
0.75 - 2.5	0.75 - 1.5	0.75 - 1.5	-
			0.5 - 1
7			
M3,5			
0.8 - 1			
PA			
V2			

Technical data			
Width	Length	Height	
25.2	173.9	20.8	
I _{max} [A]	U _{max} [V]	max. Ø [mm ²]	AWG
76	450	6 - 16	10 - 6
IEC	UL/CUL	CSA	IEC/EN 60079-7
450	300	-	-
76 / 16	55 / -	-	-
16	-	-	-
10 - 6	10-6	-	-
solid	stranded	Ferrule Without / with plastic sleeve	
6 - 16	6 - 16	1.5 - 10	1.5 - 10
1.5 - 4	2.5 - 4	1.5 - 2.5	-
			0.75 - 2.5
8			
M4			
1.2 - 1.5			
PA			
V2			

Ordering data		
Type	Order No.	Pcs. / Pkt.
EC 4 P TR	3240171	10


Ordering data		
Type	Order No.	Pcs. / Pkt.
EC 6 P TR	3240175	10

Ordering data		
Type	Order No.	Pcs. / Pkt.
EC 16 P TR	3240182	10


Connection terminal blocks and sockets

Europe connectors

- These Europe connectors are suitable for solid and stranded conductors with a max. cross section of 25 mm²
- The prismatic clamping part facilitates conductor entry and secure contact can be established even in the case of conductors without ferrules
- The polypropylene insulating housing allows individual positions to be disconnected simply by twisting and without the need for tools
- The high-quality metal parts, which feature corrosion-resistant surfaces, are fixed securely in the housing



4 (4) mm², 32 A, 12-pos.



6 (6) mm², 41 A, 12-pos.



Technical data				
Width	Length	Height		
16.6	94.9	13		
I_{max.} [A]	U_{max.} [V]	max. Ø [mm²]	AWG	
32	450	0.5 - 4	20 - 12	
Rated data	IEC	UL/CUL	CSA	IEC/EN 60079-7
Rated voltage [V]	450	-	-	-
Nominal current / cross section [A] / [mm ²]	32 / 4	- / -	-	-
Rated cross section [mm ²]	4	-	-	-
Cross section range AWG	20 - 12	-	-	-
Connection capacity	solid	stranded	Ferrule Without / with plastic sleeve	
1 conductor [mm ²]	0.5 - 4	0.5 - 4	0.75 - 2.5	0.75 - 2.5
Two conductors (of the same type) [mm ²]	0.5 - 1	- 1	-	-
Two stranded conductors with a TWIN ferrule [mm ²]	-	-	-	0.5
General data				
Stripping length [mm]	5			
Screw thread	M2,6			
Tightening torque [Nm]	0.4 - 0.5			
Insulating material	PP			




Technical data				
Width	Length	Height		
18.9	116.5	14.9		
I_{max.} [A]	U_{max.} [V]	max. Ø [mm²]	AWG	
41	450	0.75 - 6	18 - 10	
Rated data	IEC	UL/CUL	CSA	IEC/EN 60079-7
Rated voltage [V]	450	-	-	-
Nominal current / cross section [A] / [mm ²]	41 / 6	- / -	-	-
Rated cross section [mm ²]	6	-	-	-
Cross section range AWG	18 - 10	-	-	-
Connection capacity	solid	stranded	Ferrule Without / with plastic sleeve	
1 conductor [mm ²]	0.75 - 6	0.75 - 6	0.75 - 4	0.75 - 2.5
Two conductors (of the same type) [mm ²]	0.75 - 1.5	0.75 - 1.5	0.5 - 1	-
Two stranded conductors with a TWIN ferrule [mm ²]	-	-	-	0.5 - 1
General data				
Stripping length [mm]	6			
Screw thread	M3			
Tightening torque [Nm]	0.5 - 0.6			
Insulating material	PP			

Ordering data			
Description	Color	Type	Pcs. / Pkt.
Europe connector, 12-pos.	white	EC 4	10
	black	EC 4 BK	10
		Order No.	
		3240168	
		3240169	


Ordering data			
Description	Color	Type	Pcs. / Pkt.
Europe connector, 12-pos.	white	EC 6	10
	black	EC 6 BK	10
		Order No.	
		3240172	
		3240173	



10 (10) mm², 57 A, 12-pos.



16 (16) mm², 76 A, 12-pos.



25 (25) mm², 101 A, 12-pos.



Technical data			
Width	Length	Height	
17.3	133.8	23.4	
I_{max} [A]	U_{max} [V]	max. Ø [mm ²]	AWG
57	450	1 - 10	16 - 8
IEC	UL/CUL	CSA	IEC/EN 60079-7
450	-	-	-
57 / 10	- / -	-	-
10	-	-	-
16 - 8	-	-	-
solid	stranded	Ferrule Without / with plastic sleeve	
1 - 10	1 - 10	1.5 - 6	1.5 - 4
1 - 2.5	1.5 - 2.5	0.75 - 1.5	-
			0.5 - 1.5
7			
M3,5			
0.8 - 1			
PP			

Technical data			
Width	Length	Height	
20.7	174.5	25	
I_{max} [A]	U_{max} [V]	max. Ø [mm ²]	AWG
76	450	1.5 - 16	14 - 6
IEC	UL/CUL	CSA	IEC/EN 60079-7
450	-	-	-
76 / 16	- / -	-	-
16	-	-	-
14 - 6	-	-	-
solid	stranded	Ferrule Without / with plastic sleeve	
1.5 - 16	2.5 - 16	2.5 - 10	2.5 - 10
2.5 - 4	2.5 - 4	1.5 - 2.5	-
			1 - 4
8			
M4			
1.2 - 1.5			
PP			

Technical data			
Width	Length	Height	
30	187.3	28	
I_{max} [A]	U_{max} [V]	max. Ø [mm ²]	AWG
101	750	10 - 25	8 - 4
IEC	UL/CUL	CSA	IEC/EN 60079-7
750	-	-	-
101 / 25	- / -	-	-
25	-	-	-
8 - 4	-	-	-
solid	stranded	Ferrule Without / with plastic sleeve	
10 - 25	10 - 25	4 - 16	4 - 10
4 - 6	4 - 6	2.5 - 4	-
			1.5 - 6
9			
M5			
2 - 3			
PP			

Ordering data		
Type	Order No.	Pcs. / Pkt.
EC 10	3240176	10
EC 10 BK	3240177	10

Ordering data		
Type	Order No.	Pcs. / Pkt.
EC 16	3240179	10
EC 16 BK	3240180	10

Ordering data		
Type	Order No.	Pcs. / Pkt.
EC 25	3240183	10
EC 25 BK	3240184	10

Junction box connectors



2.5 (2.5) mm², 24 A, 3-pos.

- Thanks to their push-in connection method, the three junction box connectors available from Phoenix Contact enable wiring to be installed under the tightest of conditions without the need for tools
- Solid single-strand conductors with a cross section range of 0.5 mm² to 2.5 mm² can be connected
- Solid multi-strand conductors (7 litz wires) with a cross section range of 1.5 mm² to 2.5 mm² can be safely connected
- Different cross sections can be wired together in a junction box connector
- The transparent housing makes it easier to carry out a visual inspection of the terminal points, thereby increasing the safety of the wiring
- Integrated test openings enable the use of test devices once wiring has been completed



Dimensions	
	[mm]
Max. electrical data	
Rated data	
Rated voltage	[V]
Nominal current / cross section	[A] / [mm ²]
Rated cross section	[mm ²]
Cross section range	AWG
Connection capacity	
1 conductor	[mm ²]
General data	
Stripping length	[mm]
Insulating material	
Inflammability class according to UL 94	

Technical data			
Width	Length	Height	
17.2	15.6	8.9	
I _{max.} [A]	U _{max.} [V]	max. Ø [mm ²]	AWG
24	450	0.5 - 2.5	20 - 14
IEC	UL/CUL	CSA	IEC/EN 60079-7
450	600	-	-
24 / 2.5	20 / -	-	-
2.5	-	-	-
20 - 14	20-16	-	-
Connection capacity		Ferrule	
solid	stranded	Without / with plastic sleeve	
1 conductor			
0.5 - 2.5	1.5 - 2.5	-	-
General data			
Stripping length	8		
Insulating material	PC/PA		
Inflammability class according to UL 94	V2		

Description	Color
Plug-in terminal block, 3-pos.	transparent
5-pos.	transparent
8-pos.	transparent

Ordering data		
Type	Order No.	Pcs. / Pkt.
JBC 2,5/3	3240164	100



2.5 (2.5) mm², 24 A, 5-pos.



2.5 (2.5) mm², 24 A, 8-pos.



Technical data			
Width	Length	Height	
26	15.6	8.9	
I _{max} [A]	U _{max} [V]	max. Ø [mm ²]	AWG
24	450	0.5 - 2.5	20 - 14
IEC	UL/CUL	CSA	IEC/ EN 60079-7
450	600	-	-
24 / 2.5	20 / -	-	-
2.5	-	-	-
20 - 14	20-16	-	-
solid	stranded	Ferrule Without / with plastic sleeve	
0.5 - 2.5	1.5 - 2.5	-	-
8			
PC/PA			
V2			

Technical data			
Width	Length	Height	
39.2	15.6	8.9	
I _{max} [A]	U _{max} [V]	max. Ø [mm ²]	AWG
24	450	0.5 - 2.5	20 - 14
IEC	UL/CUL	CSA	IEC/ EN 60079-7
450	600	-	-
24 / 2.5	20 / -	-	-
2.5	-	-	-
20 - 14	20-16	-	-
solid	stranded	Ferrule Without / with plastic sleeve	
0.5 - 2.5	1.5 - 2.5	-	-
8			
PC/PA			
V2			

Ordering data		
Type	Order No.	Pcs. / Pkt.
JBC 2,5/5	3240165	100

Ordering data		
Type	Order No.	Pcs. / Pkt.
JBC 2,5/8	3240166	50

Connection terminal blocks and sockets

Sockets with 45 mm standard pitch



It is equally important in modern switch-gears as in simple distributions: the rail-mountable socket in standard format.

The socket is mounted in an exposed position to allow mounting tools, service devices, and other electrical equipment to be installed comfortably.

The mains connection terminal blocks (L1, N, and PE) are arranged on one side of the socket for easy connection. All SD sockets are supplied with equipment marker tags. Additional equipment marker tags are available for the EMG housings.

The 45 mm socket is available with or without a miniature fuse. There is a 6.3 A fine fuse (5 x 20 mm) for protection.

System parts, in which items are still live even after the main switch has been turned off, must be marked in accordance with DIN VDE 0105-1 and IEC 60204-1/EN 60204-1/DIN VDE 0113-1 as well as the Accident Prevention Regulation VBG 4. In this case, a socket version in a yellow housing is available.

The sockets with a 45 mm standard pitch and with 90 mm double housings can be quickly snapped onto the 35 mm DIN rail in accordance with EN 60715.

For the sockets, you can choose between the following versions:

- Screw or spring-cage connection
- With or without light indicator
- Grounding connector, Belgian, French or USA version
- Housing: green, yellow or light gray

With the VS-SI-SD... socket inserts, the sockets can be integrated into the IP65 VS-SI-EB-EMV-1 mounting frame, for example. For further information, visit www.phoenixcontact.net/products.

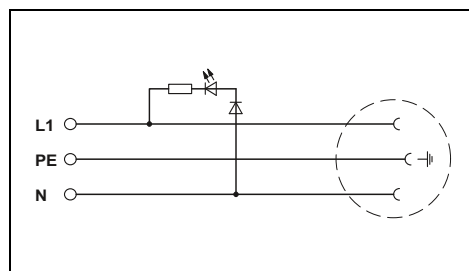
Notes:

Type of housing:
SD-... polyamide non-reinforced PA
EMG...-SD: polycarbonate fiber reinforced PCF
EM-DUO... PVC 94 V0
Socket insert Aminoplast type 131

For approvals and dimensional drawing, visit www.phoenixcontact.net/products.



Germany



Technical data

Nominal voltage
 Max. continuous current

General data

Dimensions W / H / D
 Connection data solid / stranded / AWG
 Standards/regulations
 Contact material
 Ambient temperature range
 Standards/regulations

250 V AC
 16 A AC

SD-D... and EMG 45... EMG 90...
 45 mm / 75 mm / 65.2 mm 90 mm / 75 mm / 70.5 mm
 0.2 - 4 mm² / 0.2 - 2.5 mm² / 24 - 12
 IP20
 CuZn37
 -20°C ... 60°C
 IEC 83 , DIN 49440-1

Ordering data

Description

Socket for the DIN rail

Screw connection, light indicator, green
 Screw connection, light indicator, gray
 Screw connection, light indicator, yellow
 Screw connection, green
 Screw connection, gray
 Screw connection, yellow
 Spring-cage connection, light indicator, green
 Spring-cage connection, light indicator, gray
 Spring-cage connection, light indicator, yellow
 Spring-cage connection, green
 Spring-cage connection, gray
 Spring-cage connection, yellow

Socket for the DIN rail with device fuse (5 x 20 mm, 6.3 A)

Screw connection, light indicator, green
 Screw connection, light indicator, yellow

Double socket for the DIN rail

Screw connection, light indicator, green
 Screw connection, gray
 Screw connection, residual current circuit breaker, gray

Type

SD-D/SC/LA
 SD-D/SC/LA/GY
 SD-D/SC/LA/YE
 SD-D/SC
 SD-D/SC/GY
 SD-D/SC/YE
 SD-D/SP/LA
 SD-D/SP/LA/GY
 SD-D/SP/LA/YE
 SD-D/SP
 SD-D/SP/GY
 SD-D/SP/YE

Order No.

2964898
 2963491
 2963404
 2963310
 2963815
 2963459
 2963307
 2963488
 2963475
 2963323
 2963501
 2963462

Pcs. / Pkt.

5
 5
 5
 5
 5
 5
 5
 5
 5
 5
 5
 5

EMG 45-SD-D/LA/SI
 EMG 45-SD-D/LA/SI YE

2943738
 2940825

5
 5

EMG 90-2SD-D/LA

2941523

2

Accessories


Marker tags, 5-section, unprinted, labeling with X-PEN, M-PEN, plotter or BKMT 20 x 8 label

Lettering field size: 20 x 8 mm white
 Lettering field size: 20 x 8 mm yellow
 labeled according to customer specifications white


SS-ZB WH
 SS-ZB YE
 SS-ZB WH CUS

5031171
 5031650
 0824470


50
 50
 1



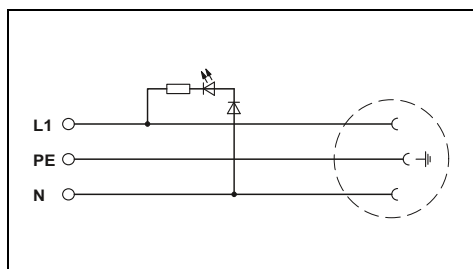
France/Belgium



USA

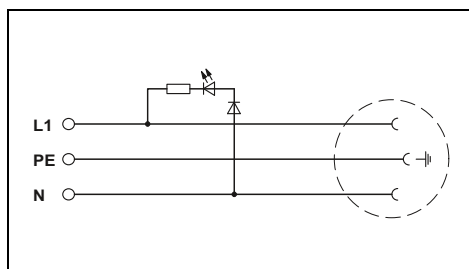


USA



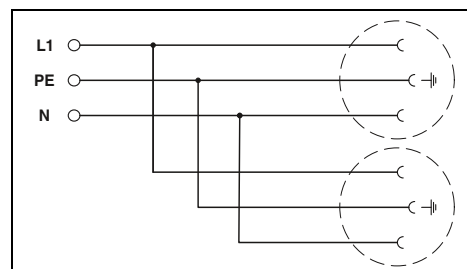
Technical data

250 V AC
10 A DC
SD-F...
45 mm / 75 mm / 70.5 mm
0.2 - 4 mm² / 0.2 - 2.5 mm² / 24 - 12
IP20
CuZn37
-20°C ... 60°C
IEC 83 , DIN 49440-1



Technical data

125 V AC
15 A AC
SD-US...
45 mm / 75 mm / 70.5 mm
0.2 - 4 mm² / 0.2 - 2.5 mm² / 30 - 12
IP20
CuZn37
-20°C ... 60°C
IEC 83 , DIN 49440-1



Technical data

120 V AC
15 A
EM-DUO... EM-DUO.../GFI
83 mm / 134 mm / 49 mm 83 mm / 134 mm / 52 mm
0.2 - 6 mm² / 0.2 - 4 mm² / 24 - 10
IP20
CuZn37
-40°C ... 70°C
UL 508

Ordering data

Type	Order No.	Pcs. / Pkt.
SD-F/SC/LA	2963336	5
SD-F/SC/LA/GY	2963844	5
SD-F/SC/LA/YE	2963909	5
SD-F/SC	2963352	5
SD-F/SC/GY	2963828	5
SD-F/SP/LA	2963349	5
SD-F/SP/LA/GY	2963857	5

Ordering data

Type	Order No.	Pcs. / Pkt.
SD-US/SC/LA/GY	2963860	10

Ordering data

Type	Order No.	Pcs. / Pkt.
EM-DUO 120/15	5600461	1
EM-DUO/120/15/GFI	5600462	1

Accessories


Type	Order No.	Pcs. / Pkt.
SS-ZB WH	5031171	50
SS-ZB YE	5031650	50
SS-ZB WH CUS	0824470	1

Accessories

Type	Order No.	Pcs. / Pkt.
SS-ZB WH	5031171	50
SS-ZB YE	5031650	50
SS-ZB WH CUS	0824470	1


Accessories

Type	Order No.	Pcs. / Pkt.
SS-ZB WH	5031171	50
SS-ZB YE	5031650	50
SS-ZB WH CUS	0824470	1




Large shield support

Shield connection terminal blocks are suitable for all standard cable shields and allow for EMC-compliant wiring through large surfaces and low-impedance and low-resistance contact transitions.



Easy to install

The shield connection terminal blocks offer optimum wiring convenience. Only once the terminal strip has been wired is the shield connection terminal block mounted by simply pivoting it into place.




Safe contact


Phoenix Contact support frames for shield connection terminal blocks are easily snapped onto the mounting rail. The integrated contact metals allow the ground potential to be automatically connected to the busbar.




Conductors with a diameter of 2 to 35 mm can make optimum contact with the shield connection clamps of the SK series without any special tools and are available for various types of mounting.



The single-sided AB-SK shield support frames are particularly well suited to space-saving conductor connection for terminal blocks and devices with cable entry at the side.



The double support frame offers simple handling with optimum EMC properties for the two-sided support of a shielded cable. Either an insulated or grounded structure can be used.



The easiest way to wire terminal blocks with a front connection is using AB-SK TOP support frames located above the blocks. The NLS rail can be mounted in the support frames vertically, horizontally or at a 45° angle for optimum conductor placing.




The 3 x 10 mm PEN conductor busbar can also be quickly and safely snapped into the contact zone. The ground potential is thereby automatically connected to the busbar.




Having the same design as the SK series, shield supports with SK ...-D terminal blocks can also be realized directly on the mounting plate or back wall. The terminal blocks are simply pivoted into the two slots above the conductor.



Support frames with a lateral metal insert for the PEN conductor busbar or T-shaped AB-SK/E compact support frames are used to freely position the shield connection terminal blocks on the mounting plate.



Alternatively, the shielding can also be connected to ground potential insulated from protective earth ground. An appropriate contact to the PEN conductor busbar is established using a pick-off terminal block.



The easiest way to wire terminal blocks with a front connection is using support frames located above the blocks. This method also allows multi-level terminal blocks with short wiring paths to be connected in compliance with EMC requirements.

Shielding

SK ... shield connection clamps

The screw-type shield connection clamps of the SK series are characterized by:

- Simple handling
- Knurled screw
- Spring-loaded, large pressure piece
- Suitability for direct and busbar mounting

Notes:

For dimensional drawings, see page 531.



Shield connection clamps for busbar mounting



Shield connection clamps for direct mounting

			Ordering data			Ordering data		
Description	Color	Type	Order No.	Pcs. / Pkt.	Type	Order No.	Pcs. / Pkt.	
Shield connection clamp , for applying the shield to busbars, contact resistance < 1 mΩ								
Ø 2 - 5 mm, tightening torque 0.4 Nm	silver	SK 5	3025338	10				
Ø 3 - 8 mm, tightening torque 0.6 Nm	silver	SK 8	3025163	10				
Ø 3 - 14 mm, tightening torque 0.8 Nm	silver	SK 14	3025176	10				
Ø 5 - 20 mm, tightening torque 0.8 Nm	silver	SK 20	3025189	10				
Ø 5 - 28 mm, tightening torque 1 Nm	silver	SK 28	3026997	10				
Ø 20 - 35 mm, tightening torque 1.5 - 1.8 Nm	silver	SK 35	3026463	10				
Shield connection clamp , for applying the shield directly to the conductive mounting plates, plate thickness 1 - 2 mm								
Ø 2 - 5 mm, tightening torque 0.4 Nm	silver				SK 5-D	3025406	10	
Ø 3 - 8 mm, tightening torque 0.6 Nm	silver				SK 8-D	3026861	10	
Ø 3 - 14 mm, tightening torque 0.8 Nm	silver				SK 14-D	3026874	10	
Ø 5 - 20 mm, tightening torque 0.8 Nm	silver				SK 20-D	3026887	10	
Ø 5 - 28 mm, tightening torque 1 Nm	silver				SK 28-D	3027006	10	
Ø 20 - 35 mm, tightening torque 1.5 - 1.8 Nm	silver				SK 35-D	3026890	10	
			Accessories			Accessories		
PEN conductor busbar , 3 x 10 mm, 1 m long, material: copper, tin-plated, nominal current: 140 A								
		NLS-CU 3/10 SN 1000MM	0402174	10				

SKS ... shield connection clamps

- The SKS ... spring shield connection clamps are available for cable and conductor diameters of between 3 and 20 mm
- Three different forms of mounting are possible: on NS 35 DIN rails, on busbars or directly on conductive mounting plates



Shield connection clamps for busbar and direct mounting



Shield connection clamps for DIN rail mounting

Notes:


For dimensional drawings, see page 531.



Description	Color	Ordering data			Type	Order No.	Pcs. / Pkt.	Ordering data		
		Type	Order No.	Pcs. / Pkt.				Type	Order No.	Pcs. / Pkt.
Shield connection clamp , for applying the shield to busbars, contact resistance < 1 mΩ Ø 3 - 8 mm Ø 3 - 14 mm Ø 5 - 20 mm	silver	SKS 8	3240210	10						
	silver	SKS 14	3240211	10						
	silver	SKS 20	3240212	10						
Shield connection clamp , for directly applying the shield to conductive mounting plates, metal thickness 1-2 mm, with fastening screw M4 Ø 3 - 8 mm Ø 3 - 14 mm Ø 5 - 20 mm	silver	SKS 8-D	3240213	10						
	silver	SKS 14-D	3240214	10						
	silver	SKS 20-D	3240215	10						
Shield connection clamp , with screwfix, mounting on DIN rail NS 35..., for shield support on busbars Ø 3 - 8 mm Ø 3 - 14 mm Ø 5 - 20 mm	silver									
	silver									
	silver									
Shield connection clamp , with snap-on foot, mounting on DIN rail NS 35..., for shield support on busbars Ø 3 - 8 mm Ø 3 - 14 mm Ø 5 - 20 mm	silver									
	silver									
	silver									
		Accessories			Accessories					
PEN conductor busbar , 3 x 10 mm, 1 m long, material: copper, tin-plated, nominal current: 140 A		NLS-CU 3/10 SN 1000MM	0402174	10	NLS-CU 3/10 SN 1000MM	0402174	10			

Shielding

Support frame for shield support on one side



AB-SK TOP

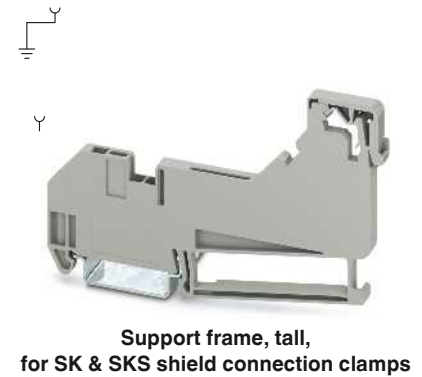
- For convenient shield connection, especially for single- and multi-level terminal blocks and devices with a front connection
- The 3 x 10 mm rail can be mounted in the support frames vertically, horizontally, and at a 45° angle for optimum conductor placing
- Compact design in a 5.2 mm pitch
- Can be labeled with zack marker strip and KLM ... terminal strip marker; see page 500
- Parking facility for FBS plug-in bridges
- End holder function
- For mounting SK and SKS shield connection clamps

AB-SK

- The single-sided AB-SK shield support frames are particularly well suited to space-saving conductor connection for terminal blocks and devices with cable entry at the side
- Available in two lengths
- For mounting SK shield connection clamps

AB-SKS

- For convenient shield connection, especially for single- and multi-level terminal blocks and devices with a front connection
- Insulated to DIN rail
- End holder function
- For mounting SK and SKS shield connection clamps



Dimensions	
	[mm]

General data	
Material	

Description	Color
Support frame with end holder function , for mounting on NS 35..., direct contact with NS 35..., for accommodating 3 x 10 mm busbars, SK and SKS shield connection clamps	gray
Support frame with end holder function , for mounting on NS 35..., insulated to NS 35..., for accommodating 3 x 10 mm busbars, for SK and SKS shield connection clamps	gray
Support frame , for mounting on NS 35..., direct contact with NS 35..., for accommodating 3 x 10 mm busbars, SK shield connection clamps	gray
Support frame , 65 mm, for mounting on NS 35..., direct contact with NS 35..., for accommodating 3 x 10 mm busbars, SK shield connection clamps	gray
Support frame with end holder function , for mounting on NS 35..., insulated to NS 35..., for accommodating 3 x 10 mm busbars, for SK and SKS shield connection clamps	gray

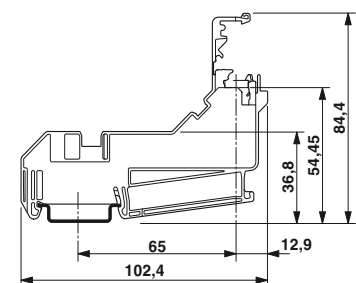

PEN conductor busbar , 3 x 10 mm, 1 m long, material: copper, tin-plated, nominal current: 140 A	silver
---	--------

Lateral groove labeling

Technical data		
Width	Length	Height
5.2	102.4	

Ordering data		
Type	Order No.	Pcs. / Pkt.
AB-SK TOP	3062090	10
AB-SK TOP INSULATED	3062074	10

Accessories		
NLS-CU 3/10 SN 1000MM	0402174	10
UC-TM 5, UCT-TM 5 or ZB 5 UC-TMF 5, UCT-TMF 5 or ZBF 5		



AB-SK TOP



Support frame,
for SK shield connection clamps



Support frame, 65 mm long,
for SK shield connection clamps



Insulated support frame, tall, for
SK and SKS shield connection clamps

Technical data		
Width	Length	Height
6.2	77.35	
PA		

Technical data		
Width	Length	Height
6.2	95.5	
PA		

Technical data		
Width	Length	Height
9.5	97.8	
PA		

Ordering data		
Type	Order No.	Pcs. / Pkt.
AB-SK	3025341	10

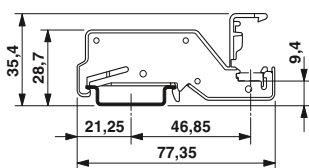
Ordering data		
Type	Order No.	Pcs. / Pkt.
AB-SK 65	3026489	10

Ordering data		
Type	Order No.	Pcs. / Pkt.
AB-SKS 60	3240223	10

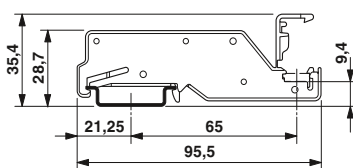
Accessories		
NLS-CU 3/10 SN 1000MM	0402174	10

Accessories		
NLS-CU 3/10 SN 1000MM	0402174	10

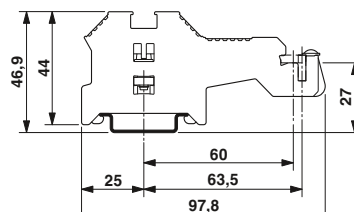
Accessories		
NLS-CU 3/10 SN 1000MM	0402174	10



AB-SK




AB-SK 65



AB-SKS 60

Shielding

Double support frame for shield support on both sides



AB-SK-D TOP

- For convenient shield connection, especially for single- and multi-level terminal blocks and devices with a front connection
- The 3 x 10 mm rail can be mounted in the support frames vertically, horizontally, and at a 45° angle for optimum conductor placing
- Compact design in a 5.2 mm pitch
- Can be labeled with zack marker strip and KLM ... terminal strip marker; see page 500
- Parking facility for bridges and plugs
- For mounting SK and SKS shield connection clamps

AB-SK 65-D

- The double shield support frames are particularly well suited to space-saving conductor connections for terminal blocks and devices with cable entry at the side
- Available in two lengths
- For mounting SK shield connection clamps



Double support frame, tall, for SK and SKS shield connection clamps

Dimensions	
	[mm]

General data	
Material	PA

Description	Color
Double support frame with end bracket function, for mounting on NS 35..., direct contact with NS 35..., for accommodating 3 x 10 mm busbars, SK and SKS shield connection clamps	gray

Double support frame with end bracket function, for mounting on NS 35..., insulated to NS 35..., for accommodating 3 x 10 mm busbars, for SK and SKS shield connection clamps	gray
---	------

Double support frame, for mounting on NS 35..., direct contact with NS 35..., for accommodating 3 x 10 mm busbars, SK shield connection clamps	gray
--	------

Double support frame, 65 mm, for mounting on NS 35..., insulated to NS 35..., for accommodating 3 x 10 mm busbars, SK shield connection clamps	gray
--	------

PEN conductor busbar, 3 x 10 mm, 1 m long, material: copper, tin-plated, nominal current: 140 A	silver
---	--------

Lateral groove labeling	
-------------------------	--

Technical data		
Width	Length	Height
5.2	155.8	

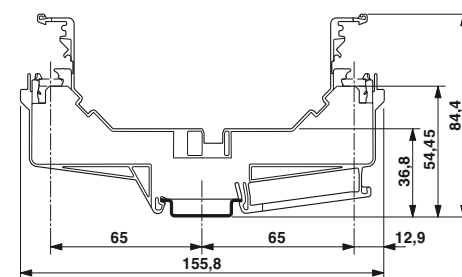

Ordering data		
---------------	--	--

Type	Order No.	Pcs. / Pkt.
AB-SK-D TOP	3062100	10

Accessories		
-------------	--	--

NLS-CU 3/10 SN 1000MM	0402174	10
-----------------------	---------	----

UC-TM 5, UCT-TM 5 or ZB 5 UC-TMF 5, UCT-TMF 5 or ZBF 5		
---	--	--



AB-SK-D TOP



Insulated, double support frame, tall, for SK and SKS shield connection clamps



Double support frame, tall, for SK shield connection clamps



Insulated, double support frame, tall, for SK shield connection clamps

Technical data		
Width	Length	Height
5.2	155.8	
PA		

Technical data		
Width	Length	Height
8.2	150	
PA		

Technical data		
Width	Length	Height
8.2	150	
PA		

Ordering data		
Type	Order No.	Pcs. / Pkt.
AB-SK-D TOP INSULATED	3062087	10

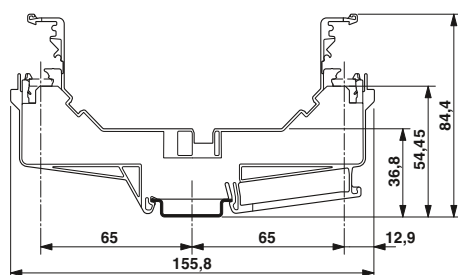
Ordering data		
Type	Order No.	Pcs. / Pkt.
AB-SK 65-D	3026900	10

Ordering data		
Type	Order No.	Pcs. / Pkt.
AB-SK 65-D INSULATED	3040889	10

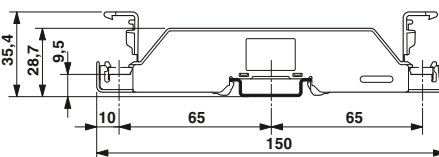
Accessories		
NLS-CU 3/10 SN 1000MM	0402174	10
UC-TM 5, UCT-TM 5 or ZB 5 UC-TMF 5, UCT-TMF 5 or ZBF 5		

Accessories		
NLS-CU 3/10 SN 1000MM	0402174	10

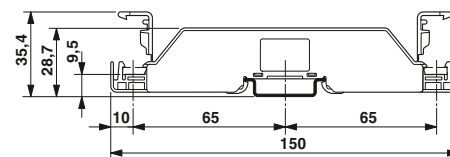
Accessories		
NLS-CU 3/10 SN 1000MM	0402174	10



AB-SK-D TOP INSULATED



AB-SK 65-D



AB-SK 65-D INSULATED

Shielding

Support frame for direct mounting

The support frames are available in the following versions:

- AB/SS for insulated installation on the mounting plate and
- AB/SS-M for uninsulated installation on the mounting plate
- For mounting SK and SKS shield connection clamps

Notes:
For dimensional drawings, see www.phoenixcontact.net/products.

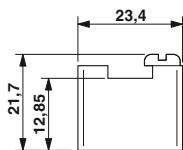


Support frame for SK shield connection clamps

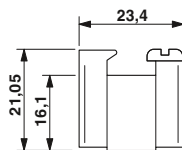


Support frame for SK & SKS shield connection clamps

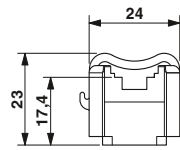
General data		Technical data			Technical data		
Material		PA			PA		
Description		Ordering data			Ordering data		
	Color	Type	Order No.	Pcs. / Pkt.	Type	Order No.	Pcs. / Pkt.
Support , insulated, with retaining screw, for 3 x 10 mm or 6 x 6 mm busbars	gray	AB/SS	0404428	10			
Support , with contact to the mounting plate, with retaining screw, for 3 x 10 mm busbars	gray	AB/SS-M	3025888	10			
Support , insulated, for 3 x 10 mm or 6 x 6 mm busbars	gray				AB/SKS	3240224	10
PEN conductor busbar, 3 x 10 mm, 1 m long, material: copper, tin-plated, nominal current: 140 A		Accessories			Accessories		
	silver	NLS-CU 3/10 SN 1000MM	0402174	10	NLS-CU 3/10 SN 1000MM	0402174	10



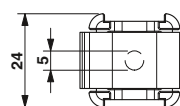
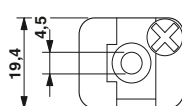
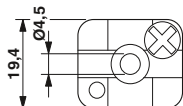
AB/SS



AB/SS-M



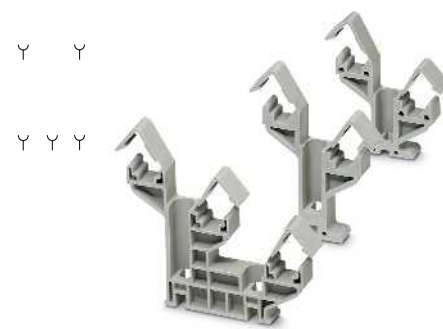
AB/SKS



Multi-level support for direct mounting



- Double and triple support frames for different busbars
- Type allows for an extremely compact design using large amounts of wiring, e.g., for multi-level front connection terminal blocks
- Support frames are insulated
- Direct mounting



Support, multi-level, insulated

General data	
Material	

Description	Color
Double support , insulating material, optionally for use with 3 x 10 mm or 6 x 6 mm neutral busbar, height: 48 mm	gray
Height 48 mm	gray
Height 36.8 mm	gray
Triple support frame , made from insulating material	gray

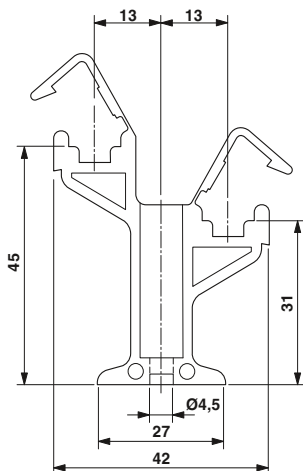
PEN conductor busbar , 3 x 10 mm, 1 m long, material: copper, tin-plated, nominal current: 140 A	silver
PEN conductor busbar , in accordance with DIN VDE 0611-4, 6 x 6 mm, 1 m long, material: copper, tin-plated, nominal current: 140 A	silver

Technical data	
PA	

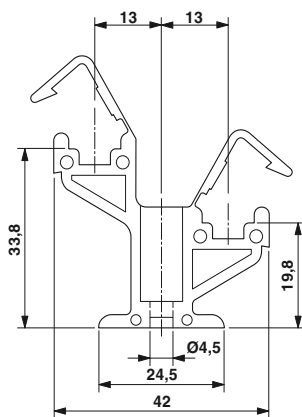
Ordering data		
Type	Order No.	Pcs. / Pkt.

AB2/SS	0404431	10
ABN 2/SS	0404460	10
AB3/SS	0800086	10

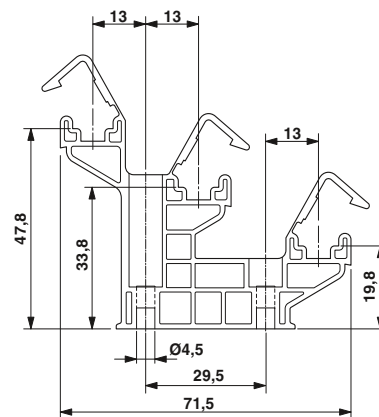
Accessories		
NLS-CU 3/10 SN 1000MM	0402174	10
NLS-CU 6/ 6 SN 1000MM	0402161	10



AB2/SS



ABN 2/SS



AB3/SS

Shielding

Support frame for direct and DIN rail mounting

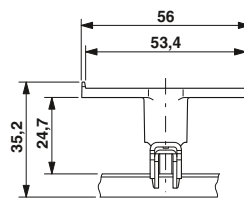


- T-shaped support frames for space-saving direct mounting and free positioning on the mounting plate
- Suitable for SK 5 to SK 14, SKS 8 and SKS 14 shield connection clamps
- Version for NS 35 DIN rail mounting

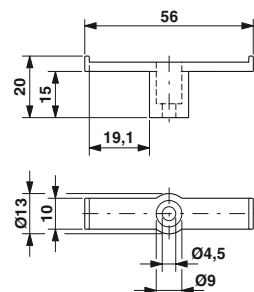


General data	
Material	Aluminum
Description	Color
Support , for direct mounting with contacting on the mounting surface	silver
Support frame , for mounting on NS 35 DIN rails	silver

Technical data		
Ordering data		
Type	Order No.	Pcs. / Pkt.
AB-SK/E	3026476	10
AB-SK/E-NS 35	3213111	10



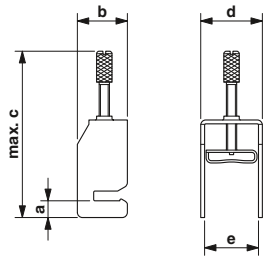
AB-SK/E-NS 35



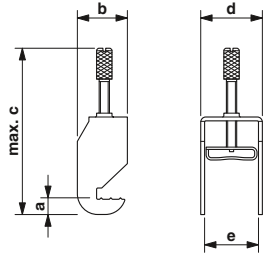
AB-SK/E

SK shield connection clamps

Dimensions in mm					
	a	b	c	d	e
SK 5	6.5	19.5	46.8	9	6
SK 8	6.5	19.5	48.7	12	9
SK 14	6.5	19.5	59.3	17	14
SK 20	6.5	19.5	75	24	21
SK 28	6.5	20	93	32	28
SK 35	6.5	20	106.5	40	36
SK 5-D	6.5	19.5	46.8	9	6
SK 8-D	6.5	19.5	47.2	12	9
SK 14-D	6.5	19.5	57.8	17	14
SK 20-D	6.5	19.5	73.5	24	21
SK 28-D	6.5	20	91.5	32	28
SK 35-D	6.5	20	105.0	41	36



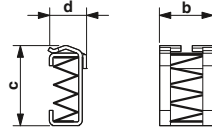
SK ...



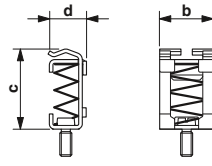
SK ...-D

SKS shield connection clamps

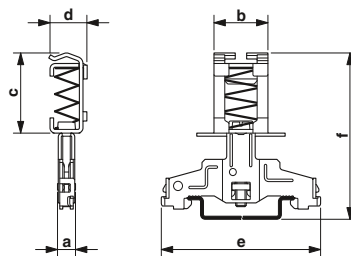
Dimensions in mm						
	a	b	c	d	e	f
SKS 8	-	18	26	12.4	-	-
SKS 14	-	21	32	19	-	-
SKS 20	-	27	40.5	24.7	-	-
SKS 8-D	-	18	26	12.4	-	-
SKS 14-D	-	21	32	19	-	-
SKS 20-D	-	27	40.5	24.7	-	-
SKS 8-NS35	6	18	26	12.4	52	54
SKS 14-NS35	6	21	32	19	52	60
SKS 20-NS35	6	27	40.5	24.7	52	68.4



SKS ...



SKS ...-D

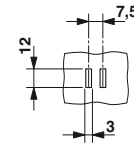


SKS ...-NS35

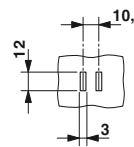
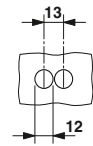
Drilling and punching patterns for SK...-D

Punching template

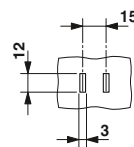
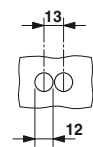
Drilling plan



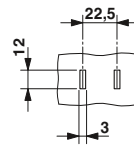
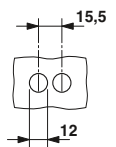
SK 5-D



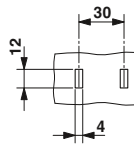
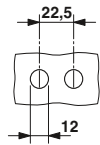
SK 8-D



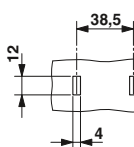
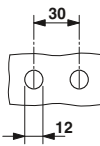
SK 14-D



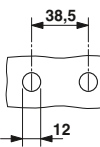
SK 20-D




SK 28-D



SK 35-D





Saves space and costs

The cable entry system (CES) allows a variety of cables and protective hoses to be inserted into control cabinets, distributor boxes or devices using a water- and dust-proof method where space is at a premium.

- For protective hoses, see page 548



Sealing frames with metal reinforcement

Because the sealing frames can be split, it is possible to guide pre-assembled plug-in connectors through panel cutouts and subsequently seal with a high degree of protection and reduce the strain according to DIN EN 50262. Thanks to the integrated metal reinforcement, only two locking elements are required on the front.




Variable mounting options

The CES sealing frames can be directly mounted on standard panel cutouts (e.g., Rittal) for industrial plug-in connectors. Snap-up frames are available to simplify on-site installation.



Optional latch

Sealing frames with screw locking and locking latches are available. The locking latch does not require any tools, which makes it really quick and easy to use, even in places that are difficult to access.



Also for industrial plug-in connectors

Due to a widening of the standard Rittal cutouts from 35 to 51 mm, even wide rectangular industrial plug-in connectors for double locking latches and plug assembly frames can be swiveled through mounting panels and sealed and provided with strain relief using the CES.



Plastic vs. rubber sleeves

The gray thermoplastic sleeves exhibit a low level of flammability according to UL 94 V0 and are highly resistant to acids and lyes. The black rubber sleeves (NBR) perform significantly better in the long term, particularly in the event of temperature fluctuations. They are also resistant to oil, fuels, and grease. All cable sleeves are halogen-free.



Faster installation and a reliable seal

It only takes two coned sleeves to seal any cable diameter ranging from 2 to 24 mm. The coned sleeves are cut to the appropriate length and pushed on before the cables are assembled. There is no longer any need to select corresponding slotted rubber seals on site, which can be a time-consuming process, and the reliability of the seal has been improved for ratings up to IP65.

CES cable entry system

Sealing frames for cable sleeves



Sealing frame with locking latch

- Sealing frame with integrated metal reinforcement to protect against deformation
- Only two locking elements are required (screws or latch)
- Suitable for standard panel cutouts (e.g., Rittal)
- Snap-up frame for simplifying on-site installation
- Sealing frame with convenient locking latch for tool-free actuation
- Marking for cable sleeve location on the underside of the frame

Notes:
 For dimensional drawings, see page 541.
 If the panel cutout width is 51 mm, HC industrial plug-in connectors and CIF plug assembly frames can also be fed through the panel using the cable entry system (CES).

General data	
Material	PA
Degree of protection	IP54
Torque	-
Inflammability class according to UL 94	V0
Temperature range	-40 ... 120 [°C]

Technical data	
Material	PA
Degree of protection	IP54
Torque	-
Inflammability class according to UL 94	V0
Temperature range	-40 ... 120 [°C]

Description
Sealing frame , including flat gasket, for accommodating cable sleeves, for standard cutout: B10 (cutout: 35 mm x 65 mm), for up to 6 cable sleeves B16 (cutout: 35 mm x 86 mm), for up to 8 cable sleeves B24 (cutout: 35 mm x 113 mm), for up to 10 cable sleeves Snap-up frame , including integrated seal for mounting panel, for accommodating sealing frames, for standard cutouts: B10 (cutout: 35 mm x 65 mm) B16 (cutout: 35 mm x 86 mm) B24 (cutout: 35 mm x 113 mm) Locking plate , metal, locks an unused snap-up frame, transport protection, for standard cutouts: B10 B16 B24

Ordering data		
Type	Order No.	Pcs. / Pkt.
CES-B10-HFFS-PLBK	0801663	1
CES-B16-HFFS-PLBK	0801662	1
CES-B24-HFFS-PLBK	0801661	1

Replacement flat gasket , for sealing frame with standard cutout: B10 (cutout: 35 mm x 65 mm) B16 (cutout: 35 mm x 86 mm) B24 (cutout: 35 mm x 113 mm) M4 replacement screw , with 4 mm Allen screw head, for sealing frame with screw locking Bit screwdriver , with 1/4" quick-action chuck, suitable for bits according to DIN 3126-C 6.3 and E 6.3/ISO 1173, magnetic Screw bit , hexagonal, E6.3-1/4" drive, hardened, suitable for holder according to DIN 3126-F6.3/ISO 1173 Size: hex 3 x 50 mm

Accessories		
Type	Order No.	Pcs. / Pkt.
CES-B10-WRG-BK	0801725	10
CES-B16-WRG-BK	0801726	10
CES-B24-WRG-BK	0801727	10



Sealing frame with screw locking



Snap-up frame



Locking plates

Technical data
PA
IP55 / IP65 (when using a CES-SRC../CES-LRC.. cone sleeve and a cable binder)
2 Nm ... 4 Nm (Locking screw)
V0
-40 ... 120

Technical data
PA
IP54 / IP55 (when using a CES-B...-SFFS-PLBK sealing frame with screw locking) / IP65 (when using a CES-B...-SFFS-PLBK sealing frame with screw locking and a cone sleeve with cable binder)
-
V0
-20 ... 80

Technical data
Steel, galvanized
-
-
-

Ordering data		
Type	Order No.	Pcs. / Pkt.
CES-B10-SFFS-PLBK	0801660	1
CES-B16-SFFS-PLBK	0801659	1
CES-B24-SFFS-PLBK	0801658	1

Ordering data		
Type	Order No.	Pcs. / Pkt.
CES-B10-SF-PLBK	0801655	10
CES-B16-SF-PLBK	0801651	10
CES-B24-SF-PLBK	0801647	10

Ordering data		
Type	Order No.	Pcs. / Pkt.
CES-B10-SFC-M	0801645	10
CES-B16-SFC-M	0801642	10
CES-B24-SFC-M	0801641	10

Accessories		
Type	Order No.	Pcs. / Pkt.
CES-B10-WRG-BK	0801725	10
CES-B16-WRG-BK	0801726	10
CES-B24-WRG-BK	0801727	10
CES-SFFS-H	0801728	10
SF-M BH	1212070	1
SF-BIT-HEX 3-50	1212647	5

Accessories		
Type	Order No.	Pcs. / Pkt.

Accessories		
Type	Order No.	Pcs. / Pkt.

Installation and mounting material - CABINET add-on

CES cable entry system

Cable sleeves, rubber

- Significantly improved long-term performance
- Resistant to oil, fuels, and grease
- Halogen-free

Notes:
The CES cable entry system was developed according to DIN EN 50262 (Cable glands for electrical installations).
The cable sleeves must be mounted in accordance with the mounting instructions provided.



Cable sleeves, small



Cable sleeves, large

General data			Technical data			Technical data		
Material			NBR			NBR		
Degree of protection			IP54 / IP55 (when using a CES-B...-SFFS-PLBK sealing frame with screw locking)			IP54 / IP55 (when using a CES-B...-SFFS-PLBK sealing frame with screw locking)		
Temperature range		[°C]	-40 ... 80			-40 ... 80		
Description			Ordering data			Ordering data		
Cone-shaped cable sleeves , IP65 in sealing frames with screw locking and cable binders, IP54 in sealing frames with locking latch. For cables with a diameter of:	Color		Type	Order No.	Pcs. / Pkt.	Type	Order No.	Pcs. / Pkt.
2 - 11 mm	black		CES-SRC-BK	0801718	10	CES-LRC-BK	0801719	10
7 - 24 mm	black							
Cable sleeves, IP65, without bore hole , can be used in sealing frames with locking latch and screw locking	black		CES-SRG-BK	0801670	10	CES-LRG-BK	0801671	10
Cable sleeves, small, slotted , can be used in sealing frames with locking latch and screw locking, for cable diameter of:								
1 - 2 mm	black		CES-SRG-BK-2	0801635	10			
2 - 3 mm	black		CES-SRG-BK-3	0801633	10			
3 - 4 mm	black		CES-SRG-BK-4	0801632	10			
4 - 5 mm	black		CES-SRG-BK-5	0801630	10			
5 - 6 mm	black		CES-SRG-BK-6	0801628	10			
6 - 7 mm	black		CES-SRG-BK-7	0801627	10			
7 - 8 mm	black		CES-SRG-BK-8	0801625	10			
8 - 9 mm	black		CES-SRG-BK-9	0801622	10			
9 - 10 mm	black		CES-SRG-BK-10	0801620	10			
10 - 11 mm	black		CES-SRG-BK-11	0801618	10			
11 - 12 mm	black		CES-SRG-BK-12	0801617	10			
12 - 13 mm	black		CES-SRG-BK-13	0801616	10			
13 - 14 mm	black		CES-SRG-BK-14	0801615	10			
14 - 15 mm	black		CES-SRG-BK-15	1410563	10			
15 - 16 mm	black		CES-SRG-BK-16	1410576	10			
16 - 17 mm	black		CES-SRG-BK-17	1410589	10			
Cable sleeves, large, slotted , can be used in sealing frames with locking latch and screw locking, for cable diameter of:								
14 - 15 mm	black					CES-LRG-BK-15	0801619	10
15 - 16 mm	black					CES-LRG-BK-16	0801621	10
16 - 17 mm	black					CES-LRG-BK-17	0801624	10
17 - 18 mm	black					CES-LRG-BK-18	0801626	10
18 - 19 mm	black					CES-LRG-BK-19	0801629	10
19 - 20 mm	black					CES-LRG-BK-20	0801631	10
20 - 21 mm	black					CES-LRG-BK-21	0801634	10
21 - 22 mm	black					CES-LRG-BK-22	0801637	10
22 - 23 mm	black					CES-LRG-BK-23	0801638	10
23 - 24 mm	black					CES-LRG-BK-24	0801639	10
24 - 25 mm	black					CES-LRG-BK-25	0801640	10
25 - 26 mm	black					CES-LRG-BK-26	0801643	10
26 - 27 mm	black					CES-LRG-BK-27	0801644	10
27 - 28 mm	black					CES-LRG-BK-28	0801646	10
28 - 29 mm	black					CES-LRG-BK-29	0801648	10
29 - 30 mm	black					CES-LRG-BK-30	0801650	10
30 - 31 mm	black					CES-LRG-BK-31	0801653	10
31 - 32 mm	black					CES-LRG-BK-32	0801654	10
32 - 33 mm	black					CES-LRG-BK-33	0801656	10

Cable sleeves, rubber, special formats

- Significantly improved long-term performance
- Resistant to oil, fuels, and grease
- Halogen-free

Notes:
The CES cable entry system was developed according to DIN EN 50262 (Cable glands for electrical installations).
The cable sleeves must be mounted in accordance with the mounting instructions provided.



Cable sleeves, small, with several bore holes



Cable sleeves, small, for AS interface cables

General data	
Material	NBR
Degree of protection	IP54 / IP55 (when using a CES-B...-SFFS-PLBK sealing frame with screw locking)
Temperature range	-40 ... 80 [°C]

Technical data		
Material	NBR	
Degree of protection	IP54 / IP55 (when using a CES-B...-SFFS-PLBK sealing frame with screw locking)	
Temperature range	-40 ... 80	

Technical data		
Material	NBR	
Degree of protection	IP54	
Temperature range	-40 ... 80	

Description	Color
Cable sleeves, with 2 bore holes, small, slotted , can be used in sealing frames with locking latch and screw locking, for cable diameter of:	
2 x 2 mm ... 3 mm	black
2 x 3 mm ... 4 mm	black
2 x 4 mm ... 5 mm	black
2 x 5 mm ... 6 mm	black
2 x 6 mm ... 7 mm	black
2 x 7 mm ... 8 mm	black
2 x 8 mm ... 9 mm	black
Cable sleeves, with 4 bore holes, small, slotted , can be used in sealing frames with locking latch and screw locking, for cable diameter of:	
4 x 2 mm ... 3 mm	black
4 x 3 mm ... 4 mm	black
4 x 4 mm ... 5 mm	black
4 x 5 mm ... 6 mm	black
Cable sleeve, IP54, slotted, for one AS-Interface cable, cable arrangement:	
L	black
R	black
Cable sleeve, IP54, slotted, for two AS-Interface cables, cable arrangement:	
LL	black
RR	black
LR	black

Ordering data		
Type	Order No.	Pcs. / Pkt.
CES-SRG-BK-2X3	1410398	10
CES-SRG-BK-2X4	1410408	10
CES-SRG-BK-2X5	0801657	10
CES-SRG-BK-2X6	0801664	10
CES-SRG-BK-2X7	1410084	10
CES-SRG-BK-2X8	1410097	10
CES-SRG-BK-2X9	1410411	10
CES-SRG-BK-4X3	0801665	10
CES-SRG-BK-4X4	0801666	10
CES-SRG-BK-4X5	1410107	1
CES-SRG-BK-4X6	1410152	1

Ordering data		
Type	Order No.	Pcs. / Pkt.
CES-SRG-BK-1ASI-L	1410042	10
CES-SRG-BK-1ASI-R	0801667	10
CES-SRG-BK-2ASI-LL	1410055	10
CES-SRG-BK-2ASI-RR	0801668	10
CES-SRG-BK-2ASI-LR	0801669	10

Installation and mounting material - CABINET add-on

CES cable entry system

Cable sleeves, thermoplastics

- Thermoplastic sleeves exhibit a low level of flammability according to UL 94 V0
- They have a high level of resistance to acids and lyes

Notes:
The CES cable entry system was developed according to DIN EN 50262 (Cable glands for electrical installations).
The cable sleeves must be mounted in accordance with the mounting instructions provided.



Cable sleeves, small



Cable sleeves, large

General data			Technical data			Technical data		
Material			SEBS			SEBS		
Degree of protection			IP54 / IP55 (when using a CES-B...-SFFS-PLBK sealing frame with screw locking)			IP54 / IP55 (when using a CES-B...-SFFS-PLBK sealing frame with screw locking)		
Inflammability class according to UL 94			V0			V0		
Temperature range		[°C]	-40 ... 80			-40 ... 80		
Description			Ordering data			Ordering data		
	Color		Type	Order No.	Pcs. / Pkt.	Type	Order No.	Pcs. / Pkt.
Cable sleeves, small, slotted , can be used in sealing frames with locking latch and screw locking, for cable diameter of:								
1 - 2 mm	gray		CES-STPG-GY-2	0801672	10			
2 - 3 mm	gray		CES-STPG-GY-3	0801673	10			
3 - 4 mm	gray		CES-STPG-GY-4	0801674	10			
4 - 5 mm	gray		CES-STPG-GY-5	0801675	10			
5 - 6 mm	gray		CES-STPG-GY-6	0801676	10			
6 - 7 mm	gray		CES-STPG-GY-7	0801677	10			
7 - 8 mm	gray		CES-STPG-GY-8	0801679	10			
8 - 9 mm	gray		CES-STPG-GY-9	0801680	10			
9 - 10 mm	gray		CES-STPG-GY-10	0801682	10			
10 - 11 mm	gray		CES-STPG-GY-11	0801683	10			
11 - 12 mm	gray		CES-STPG-GY-12	0801684	10			
12 - 13 mm	gray		CES-STPG-GY-13	0801685	10			
13 - 14 mm	gray		CES-STPG-GY-14	0801686	10			
14 - 15 mm	gray		CES-STPG-GY-15	1410521	10			
15 - 16 mm	gray		CES-STPG-GY-16	1410534	10			
16 - 17 mm	gray		CES-STPG-GY-17	1410547	10			
Cable sleeves, large, slotted , can be used in sealing frames with locking latch and screw locking, for cable diameter of:								
14 - 15 mm	gray					CES-LTPG-GY-15	0801687	10
15 - 16 mm	gray					CES-LTPG-GY-16	0801688	10
16 - 17 mm	gray					CES-LTPG-GY-17	0801689	10
17 - 18 mm	gray					CES-LTPG-GY-18	0801690	10
18 - 19 mm	gray					CES-LTPG-GY-19	0801691	10
19 - 20 mm	gray					CES-LTPG-GY-20	0801692	10
20 - 21 mm	gray					CES-LTPG-GY-21	0801693	10
21 - 22 mm	gray					CES-LTPG-GY-22	0801695	10
22 - 23 mm	gray					CES-LTPG-GY-23	0801696	10
23 - 24 mm	gray					CES-LTPG-GY-24	0801697	10
24 - 25 mm	gray					CES-LTPG-GY-25	0801698	10
25 - 26 mm	gray					CES-LTPG-GY-26	0801699	10
26 - 27 mm	gray					CES-LTPG-GY-27	0801700	10
27 - 28 mm	gray					CES-LTPG-GY-28	0801701	10
28 - 29 mm	gray					CES-LTPG-GY-29	0801702	10
29 - 30 mm	gray					CES-LTPG-GY-30	0801703	10
30 - 31 mm	gray					CES-LTPG-GY-31	0801705	10
31 - 32 mm	gray					CES-LTPG-GY-32	0801706	10
32 - 33 mm	gray					CES-LTPG-GY-33	0801707	10
Cable sleeves, IP65, without bore hole , can be used in sealing frames with locking latch and screw locking								
	gray		CES-STPG-GY	0801715	10	CES-LTPG-GY	0801716	10

Cable sleeves, thermoplastics, special formats

- Thermoplastic sleeves exhibit a low level of flammability according to UL 94 V0
- They have a high level of resistance to acids and lyes

Notes:
The CES cable entry system was developed according to DIN EN 50262 (Cable glands for electrical installations).
The cable sleeves must be mounted in accordance with the mounting instructions provided.



Cable sleeves, small, with several bore holes



Cable sleeves, small, for AS interface cables

General data		Technical data			Technical data		
Material		SEBS		SEBS			
Degree of protection		IP54 / IP55 (when using a CES-B...-SFFS-PLBK sealing frame with screw locking)		IP54			
Inflammability class according to UL 94		V0		V0			
Temperature range	[°C]	-40 ... 80		-40 ... 80			
Description		Ordering data			Ordering data		
	Color	Type	Order No.	Pcs. / Pkt.	Type	Order No.	Pcs. / Pkt.
Cable sleeves, with 2 bore holes, small, slotted , can be used in sealing frames with locking latch and screw locking, for cable diameter of:							
2 x 2 mm ... 3 mm	gray	CES-STPG-GY-2X3	1410424	10			
2 x 3 mm ... 4 mm	gray	CES-STPG-GY-2X4	1410438	10			
2 x 4 mm ... 5 mm	gray	CES-STPG-GY-2X5	0801708	10			
2 x 5 mm ... 6 mm	gray	CES-STPG-GY-2X6	0801709	10			
2 x 6 mm ... 7 mm	gray	CES-STPG-GY-2X7	1410110	10			
2 x 7 mm ... 8 mm	gray	CES-STPG-GY-2X8	1410123	10			
2 x 8 mm ... 9 mm	gray	CES-STPG-GY-2X9	1410440	10			
Cable sleeves, with 4 bore holes, small, slotted , can be used in sealing frames with locking latch and screw locking, for cable diameter of:							
4 x 2 mm ... 3 mm	gray	CES-STPG-GY-4X3	0801710	10			
4 x 3 mm ... 4 mm	gray	CES-STPG-GY-4X4	0801711	10			
4 x 4 mm ... 5 mm	gray	CES-STPG-GY-4X5	1410136	10			
4 x 5 mm ... 6 mm	gray	CES-STPG-GY-4X6	1410149	10			
Cable sleeve, IP54, slotted, for one AS-Interface cable, cable arrangement:							
L	gray				CES-STPG-GY-1ASI-L	1410068	10
R	gray				CES-STPG-GY-1ASI-R	0801712	10
Cable sleeve, IP54, slotted, for two AS-Interface cables, cable arrangement:							
LL	gray				CES-STPG-GY-2ASI-LL	1410071	10
RR	gray				CES-STPG-GY-2ASI-RR	0801713	10
LR	gray				CES-STPG-GY-2ASI-LR	0801714	10

Installation and mounting material - CABINET add-on

CES cable entry system

Accessories, filler plugs, seals, replacement screws



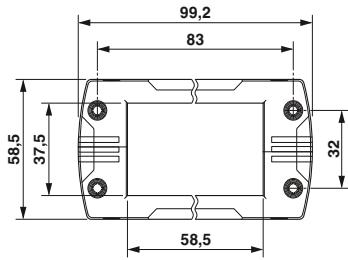
Diameter of 2 to 17 mm



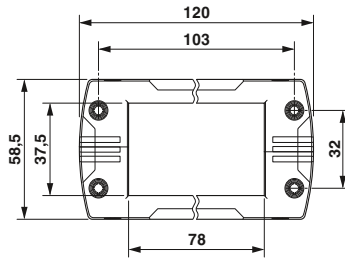
For mounting on CES sealing frames

		Technical data			Technical data		
General data							
Material		PA			Stainless steel		
Degree of protection		IP54 / IP55 (when using a CES-B...-SFFS-PLBK sealing frame with screw locking)			-		
Inflammability class according to UL 94		V0			-		
Temperature range	[°C]	-20 ... 80			-		
		Ordering data			Ordering data		
Description	Color	Type	Order No.	Pcs. / Pkt.	Type	Order No.	Pcs. / Pkt.
Plugs , for closing unoccupied cable sleeves with a diameter of:							
2 mm	white	KDT-ST 2	1410220	25			
3 mm	white	KDT-ST 3	3063921	25			
4 mm	white	KDT-ST 4	3063934	25			
5 mm	white	KDT-ST 5	3063947	25			
6 mm	white	KDT-ST 6	3063950	25			
7 mm	white	KDT-ST 7	3063963	25			
8 mm	white	KDT-ST 8	3063976	25			
9 mm	white	KDT-ST 9	3063989	25			
10 mm	white	KDT-ST 10	3063992	25			
11 mm	white	KDT-ST 11	3064001	25			
12 mm	white	KDT-ST 12	3062016	25			
13 mm	white	KDT-ST 13	3062029	25			
14 mm	white	KDT-ST 14	3062032	25			
15 mm	white	KDT-ST 15	3062045	25			
16 mm	white	KDT-ST 16	3062058	25			
17 mm	white	KDT-ST 17	3062061	25			
EMC cable catch rail , for mounting on the longitudinal side of the CES sealing frame CES-B16...					KEL-EMV 16-4	3063507	5
EMC cable catch rail , for mounting on the longitudinal side of the CES sealing frame CES-B24...					KEL-EMV 24-5	3063510	5
EMC cable catch rail , for mounting on the diagonal side of the CES sealing frames CES-B16... and CES-24...					KEL-EMV-F	3063523	5

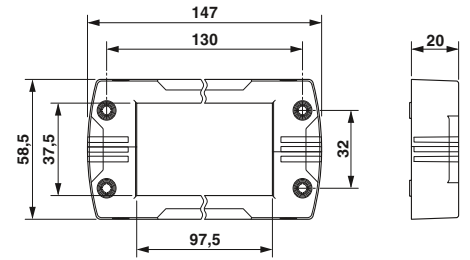
**Dimensional drawings
CES... sealing frame**



CES-B10-HFFS-PLBK
CES-B10-SFFS-PLBK

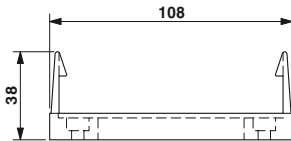


CES-B16-HFFS-PLBK
CES-B16-SFFS-PLBK

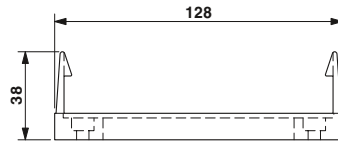


CES-B24-HFFS-PLBK
CES-B24-SFFS-PLBK

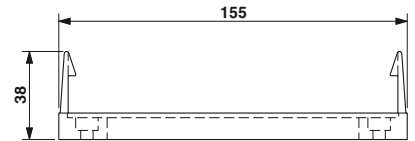
**Dimensional drawings
CES... snap-up frame**



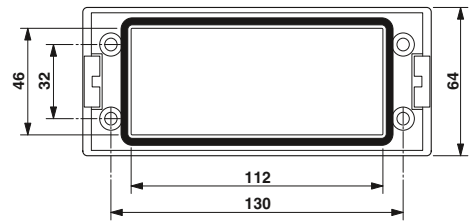
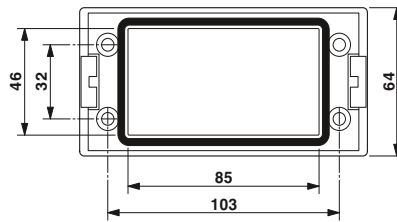
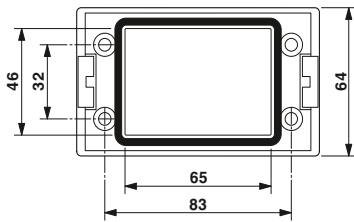
CES-B10-SF-PLBK



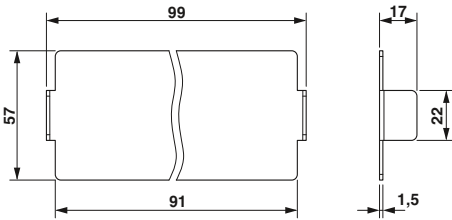
CES-B16-SF-PLBK



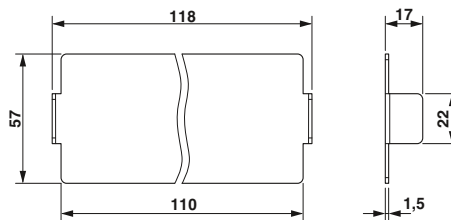
CES-B24-SF-PLBK



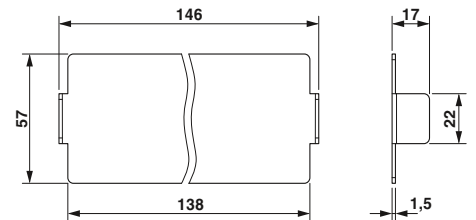
**Dimensional drawings
CES... locking plate**




CES-B10-SFC-M



CES-B16-SFC-M



CES-B24-SFC-M



Cable routing

The wide choice of cable ducts provides users with flexible and straightforward cable installation solutions that simply involve breaking out the lateral segments without any need for tools. The cable ducts are available in different colors and with a halogen-free design.



Cable protection

The extensive product range of protective hoses made of plastic and metal offers the ideal solution for every application. Protective hose screw connections with tool-free quick mounting function and various IP degrees of protection round off the range of products.



Cable bundling

For bundling cables, detectable cable binders and stainless steel or plastic cable binders are available in either a removable version or with a labeling area. Whether you are working in the food industry or the offshore sector, our comprehensive product range offers the ideal solution for every application.

Halogen-free cable ducts and accessories



Notes:
For cable ducts cut to customer requirements, visit www.phoenixcontact.net/products



Halogen-free cable ducts are recommended for use in many areas that are subject to high safety requirements, such as high-rise buildings, office buildings, and public facilities where there is a high volume of foot traffic, e.g., airports. The key features of the cable ducts are as follows:

- Installed conductors are securely held in place by means of wire retaining clips that can be snapped onto bars on the side
- The wide, diagonal heads of the cable duct bars make it easy to fit the cover and hold it securely in place
- Predetermined breaking point enables tool-free, burr-free removal of bars
- Fast and seamless creation of T and cross connections by means of an additional predetermined breaking point in the cable duct base
- Cover is securely held in place for both horizontal and vertical mounting

General data	
Material	
Components	
Inflammability class according to UL 94	
Temperature range	[°C]



Technical data	
Material	PC/ABS
Halogen-free	Halogen-free
V0	V0
Temperature range	-25 ... 90

Description	Color
Cable duct, 2000 mm long, consisting of lower and upper part	
W x H: 25 x 25 mm	Light gray
W x H: 25 x 40 mm	Light gray
W x H: 25 x 60 mm	Light gray
W x H: 25 x 80 mm	Light gray
W x H: 30 x 40 mm	Light gray
W x H: 30 x 60 mm	Light gray
W x H: 30 x 80 mm	Light gray
W x H: 30 x 100 mm	Light gray
W x H: 40 x 40 mm	Light gray
W x H: 40 x 60 mm	Light gray
W x H: 40 x 80 mm	Light gray
W x H: 40 x 100 mm	Light gray
W x H: 60 x 40 mm	Light gray
W x H: 60 x 60 mm	Light gray
W x H: 60 x 80 mm	Light gray
W x H: 60 x 100 mm	Light gray
W x H: 80 x 25 mm	Light gray
W x H: 80 x 40 mm	Light gray
W x H: 80 x 60 mm	Light gray
W x H: 80 x 80 mm	Light gray
W x H: 80 x 100 mm	Light gray
W x H: 100 x 40 mm	Light gray
W x H: 100 x 60 mm	Light gray
W x H: 100 x 80 mm	Light gray
W x H: 100 x 100 mm	Light gray
W x H: 120 x 60 mm	Light gray
W x H: 120 x 80 mm	Light gray

Ordering data		
Type	Order No.	Pcs. / Pkt.
CD-HF 25X25	3240340	25
CD-HF 25X40	3240341	24
CD-HF 25X60	3240342	15
CD-HF 25X80	3240343	10
CD-HF 30X40	3240344	20
CD-HF 30X60	3240345	24
CD-HF 30X80	3240346	12
CD-HF 30X100	3240347	12
CD-HF 40X40	3240348	25
CD-HF 40X60	3240349	20
CD-HF 40X80	3240350	10
CD-HF 40X100	3240351	10
CD-HF 60X40	3240352	20
CD-HF 60X60	3240353	12
CD-HF 60X80	3240354	10
CD-HF 60X100	3240355	8
CD-HF 80X25	3240356	12
CD-HF 80X40	3240357	15
CD-HF 80X60	3240358	10
CD-HF 80X80	3240359	6
CD-HF 80X100	3240360	8
CD-HF 100X40	3240361	10
CD-HF 100X60	3240362	8
CD-HF 100X80	3240363	6
CD-HF 100X100	3240364	6
CD-HF 120X60	3240365	6
CD-HF 120X80	3240366	4



Upper cable duct part, 2000 mm long	
For a width of 25 mm	
For a width of 30 mm	
For a width of 40 mm	
For a width of 60 mm	
For a width of 80 mm	
For a width of 100 mm	
For a width of 120 mm	

Universal wire holding bracket, pre-perforated for cable duct widths of 40, 60, 80, and 100 mm


Plastic body-bound rivet, 4 mm diameter, for a material thickness of 1.5 ... 6 mm

6 mm diameter, material thickness of 2 ... 8 mm

Rivet setting tool, for use with RVT-PA 4 plastic body-bound rivets

Rivet setting tool, for use with RVT-PA 6 plastic body-bound rivets

Accessories		
CD-HF COVER 25	3240369	14
CD-HF COVER 30	3240370	10
CD-HF COVER 40	3240371	14
CD-HF COVER 60	3240372	10
CD-HF COVER 80	3240373	10
CD-HF COVER 100	3240367	7
CD-HF COVER 120	3240368	6
CD WR	3240284	10
RVT-PA 4	3240498	100
RVT-PA 6	3240499	100
UNIFOX-RVT P 4	1212478	1
UNIFOX-RVT P 6	1212509	1



- Installed conductors are securely held in place by means of wire retaining clips that can be snapped onto bars on the side
- The wide, diagonal heads of the cable duct bars make it easy to fit the cover and hold it securely in place



- Predetermined breaking point enables tool-free, burr-free removal of bars
- The CUTFOX-CD cable duct cutter for easy cutting with minimum effort and no burrs



- Plastic body-bound rivets enable easy fixing of cable ducts using the rivet setting tool



- Thanks to its powerful leverage and special blade geometry, the PPS CD cable duct cutter allows easy cutting with minimum effort and no burrs

Notes:

For cable ducts cut to customer requirements, visit: www.phoenixcontact.net/products.

General data

Material

Inflammability class according to UL 94

Temperature range

[°C]

Description

Cable duct, 2000 mm long, consisting of **lower** and **upper part**

W x H: 25 x 25 mm
 W x H: 25 x 40 mm
 W x H: 25 x 60 mm
 W x H: 25 x 80 mm
 W x H: 30 x 40 mm
 W x H: 30 x 60 mm
 W x H: 30 x 80 mm
 W x H: 30 x 100 mm
 W x H: 40 x 40 mm
 W x H: 40 x 60 mm
 W x H: 40 x 80 mm
 W x H: 40 x 100 mm
 W x H: 60 x 40 mm
 W x H: 60 x 60 mm
 W x H: 60 x 80 mm
 W x H: 60 x 100 mm
 W x H: 80 x 25 mm
 W x H: 80 x 40 mm
 W x H: 80 x 60 mm
 W x H: 80 x 80 mm
 W x H: 80 x 100 mm
 W x H: 100 x 40 mm
 W x H: 100 x 60 mm
 W x H: 100 x 80 mm
 W x H: 100 x 100 mm
 W x H: 120 x 60 mm
 W x H: 120 x 80 mm

Upper cable duct part, 2000 mm long

For a width of 25 mm
 For a width of 30 mm
 For a width of 40 mm
 For a width of 60 mm
 For a width of 80 mm
 For a width of 100 mm
 For a width of 120 mm

Universal wire holding bracket, pre-perforated for cable duct widths of 40, 60, 80, and 100 mm

Plastic body-bound rivet, 4 mm diameter, for a material thickness of 1.5 ... 6 mm

6 mm diameter, material thickness of 2 ... 8 mm

Rivet setting tool, for use with RVT-PA 4 plastic body-bound rivets


Rivet setting tool, for use with RVT-PA 6 plastic body-bound rivets



Cable ducts, gray



Cable ducts, white



Cable ducts, blue



Technical data
PVC
V0
-5 ... 60

Technical data
PVC
V0
-5 ... 60

Technical data
PVC
V0
-5 ... 60

Ordering data		
Type	Order No.	Pcs. / Pkt.
CD 25X25	3240187	25
CD 25X40	3240188	24
CD 25X60	3240191	15
CD 25X80	3240197	10
CD 30X40	3240278	20
CD 30X60	3240280	24
CD 30X80	3240282	12
CD 30X100	3240283	12
CD 40X40	3240189	25
CD 40X60	3240192	20
CD 40X80	3240198	10
CD 40X100	3240294	10
CD 60X40	3240190	20
CD 60X60	3240193	12
CD 60X80	3240199	10
CD 60X100	3240263	8
CD 80X25	3240281	12
CD 80X40	3240335	15
CD 80X60	3240194	10
CD 80X80	3240200	6
CD 80X100	3240264	8
CD 100X40	3240279	10
CD 100X60	3240195	8
CD 100X80	3240201	6
CD 100X100	3240205	6
CD 120X60	3240196	6
CD 120X80	3240202	4

Ordering data		
Type	Order No.	Pcs. / Pkt.
CD 25X25 WH	3240616	25
CD 25X40 WH	3240617	24
CD 25X60 WH	3240618	15
CD 25X80 WH	3240619	10
CD 30X40 WH	3240620	20
CD 30X60 WH	3240621	24
CD 30X80 WH	3240622	12
CD 30X100 WH	3240623	12
CD 40X40 WH	3240624	25
CD 40X60 WH	3240625	20
CD 40X80 WH	3240626	10
CD 40X100 WH	3240627	10
CD 60X40 WH	3240628	20
CD 60X60 WH	3240629	12
CD 60X80 WH	3240630	10
CD 60X100 WH	3240631	8
CD 80X25 WH	3240632	12
CD 80X40 WH	3240633	15
CD 80X60 WH	3240634	10
CD 80X80 WH	3240635	6
CD 80X100 WH	3240636	8
CD 100X40 WH	3240637	10
CD 100X60 WH	3240638	8
CD 100X80 WH	3240639	6
CD 100X100 WH	3240640	6
CD 120X60 WH	3240641	6
CD 120X80 WH	3240642	4


Ordering data		
Type	Order No.	Pcs. / Pkt.
CD 25X25 BU	3240301	25
CD 25X40 BU	3240302	24
CD 25X60 BU	3240303	15
CD 25X80 BU	3240304	10
CD 30X40 BU	3240305	20
CD 30X60 BU	3240306	24
CD 30X80 BU	3240307	12
CD 30X100 BU	3240308	12
CD 40X40 BU	3240309	25
CD 40X60 BU	3240310	20
CD 40X80 BU	3240311	10
CD 40X100 BU	3240312	10
CD 60X40 BU	3240313	20
CD 60X60 BU	3240314	12
CD 60X80 BU	3240315	10
CD 60X100 BU	3240316	8
CD 80X25 BU	3240317	12
CD 80X40 BU	3240318	15
CD 80X60 BU	3240319	12
CD 80X80 BU	3240320	6
CD 80X100 BU	3240321	8
CD 100X40 BU	3240322	10
CD 100X60 BU	3240323	8
CD 100X80 BU	3240324	6
CD 100X100 BU	3240325	6
CD 120X60 BU	3240326	6
CD 120X80 BU	3240327	4

Accessories		
Type	Order No.	Pcs. / Pkt.
CD COVER 25	3240285	14
CD COVER 30	3240295	20
CD COVER 40	3240286	14
CD COVER 60	3240287	10
CD COVER 80	3240288	10
CD COVER 100	3240289	6
CD COVER 120	3240290	6
CD WR	3240284	10
RVT-PA 4	3240498	100
RVT-PA 6	3240499	100
UNIFOX-RVT P 4	1212478	1
UNIFOX-RVT P 6	1212509	1

Accessories		
Type	Order No.	Pcs. / Pkt.
CD COVER 25 WH	3240645	14
CD COVER 30 WH	3240646	10
CD COVER 40 WH	3240647	14
CD COVER 60 WH	3240648	10
CD COVER 80 WH	3240649	10
CD COVER 100 WH	3240643	6
CD COVER 120 WH	3240644	6
CD WR	3240284	10
RVT-PA 4	3240498	100
RVT-PA 6	3240499	100
UNIFOX-RVT P 4	1212478	1
UNIFOX-RVT P 6	1212509	1

Accessories		
Type	Order No.	Pcs. / Pkt.
CD COVER 25 BU	3240330	14
CD COVER 30 BU	3240331	10
CD COVER 40 BU	3240332	14
CD COVER 60 BU	3240333	10
CD COVER 80 BU	3240334	10
CD COVER 100 BU	3240328	6
CD COVER 120 BU	3240329	6
CD WR	3240284	10
RVT-PA 4	3240498	100
RVT-PA 6	3240499	100
UNIFOX-RVT P 4	1212478	1
UNIFOX-RVT P 6	1212509	1

Cable duct cutters



- Easy, burr-free cutting with minimum effort thanks to the special cutting geometry and optimum leverage
- Non-slip ergonomic grip
- With spring reset
- 45° limit stop
- 75 mm cutting width



Dimensions	
	[mm]

Technical data		
Width	Length	Height
-	245	-

General data	
Weight	[kg]


Ordering data		
Type	Order No.	Pcs. / Pkt.
CUTFOX-CD	1212474	1
PPS CD M	1207569	1

Replacement blade, for PPS CD M	
Replacement counter support (grip protection), for PPS CD M	
Workbench, with plywood panel 700 x 1200 x 50 mm, without mounting screws and bore holes	

Accessories		
Type	Order No.	Pcs. / Pkt.
PPS CD BLADE	1207572	1
PPS CD M COHO	1208995	1
PPS TABLE	1206285	1



Cable clamps and DIN rail



- The cable clamps provide strain relief
- Individual or bundled cables with a diameter of up to 64 mm can be safely and easily installed
- The halogen-free plastic troughs have been designed to be perfectly secure while at the same time protecting the conductors



**Cable clamps
for a cable diameter of 6 - 64 mm**

General data

Material

Technical data

Steel

Ordering data

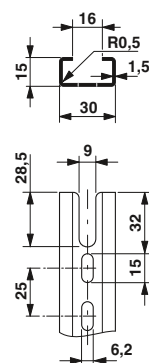
Description

Cable clamp, for DIN rail

For cable diameters of 6 – 14 mm
 For cable diameters of 12 – 18 mm
 For cable diameters of 18 – 22 mm
 For cable diameters of 22 – 26 mm
 For cable diameters of 26 – 30 mm
 For cable diameters of 30 – 34 mm
 For cable diameters of 34 – 38 mm
 For cable diameters of 38 – 42 mm
 For cable diameters of 42 – 56 mm
 For cable diameters of 56 – 64 mm

DIN rails, for cable clamps

Type	Order No.	Pcs. / Pkt.
WCC 14	3240252	25
WCC 18	3240253	25
WCC 22	3240254	25
WCC 26	3240255	25
WCC 30	3240256	25
WCC 34	3240257	25
WCC 38	3240258	25
WCC 42	3240259	25
WCC 56	3240260	25
WCC 64	3240261	25
NS 30/15 PERF.2000MM	3240262	5



NS 30/15 PERF. 2000MM DIN rail

Installation and mounting material - CABINET add-on

Cable routing, cable protection, cable bundling

Protective hoses made of plastic



The plastic protective hoses offer optimum protection, thanks to the following properties:

- Airtight and liquid tight
- Oil-resistant up to +80°C
- Gasoline-resistant
- Largely resistant to acids and solvents
- Free from silicone, halogen, and cadmium
- UV resistant

The V0 version offers additional protection, thanks to its self-extinguishing property. This makes it suitable for use in the following areas:

- Machine and system engineering
- Vehicle construction
- Rail vehicles
- Shipbuilding
- Automation
- Electrical systems

The transition and end sleeves offer an alternative form of termination to the actual cable gland.

- Can be used wherever it is not possible or necessary to attach a cable gland
- Prevent damage to the conductors being fed through



Notes:
Pcs. / Pkt. specifies the protective hose length in [m].



Slotted, outside diameter of 21.2 - 42.5 mm



General data
Material
Components
Inflammability class according to UL 94
Temperature range

Technical data
PA
Free from silicone, halogen, and cadmium
HB
-40 ... 105

Description	Color
--------------------	--------------

Protective hose, slotted, for retrofitting	
Diameter [mm]	Bending radius [mm]
Outside/inside	static
21.2 / 16.5	40
28.5 / 23	45
34.5 / 29	55
42.5 / 36	65

Protective hose	
Diameter [mm]	Bending radius [mm]
Outside/inside	static/dynamic
10 / 6.5	13 / 35
13 / 10	20 / 45
15.8 / 12	35 / 55
21.2 / 16.5	45 / 75
28.5 / 23	55 / 100
34.5 / 29	65 / 120
42.5 / 36	90 / 150

Protective hose	
Diameter [mm]	Bending radius [mm]
Outside/inside	static/dynamic
10 / 6.5	13 / 35
13 / 10	20 / 45
15.8 / 12	35 / 55
21.2 / 16.5	45 / 75
28.5 / 23	55 / 100
34.5 / 29	65 / 120
42.5 / 36	90 / 150

Transition sleeves, from hose to cable	
Diameter [mm]	
Outside/inside	
10 / 8	black
13 / 10	black
15.8 / 12	black
21.2 / 16.5	black
28.2 / 23	black
34.5 / 29	black
42.5 / 37	black

End sleeves	
Diameter [mm]	
Outside/inside	
10 / 4.3	black
13 / 7.8	black
15.8 / 10.3	black
21.2 / 14.3	black
28.2 / 20.8	black
34.5 / 26.8	black
42.5 / 33.8	black

Ordering data

Type	Order No.	Pcs. / Pkt.
WP-PA HF-SL 21,2 BK	3240845	10
WP-PA HF-SL 28,5 BK	3240846	10
WP-PA HF-SL 34,5 BK	3240847	10
WP-PA HF-SL 42,5 BK	3240848	10



PA 6.6 V0 plastic protective hose,
outside diameter of 10 - 42.5 mm



PA 6.6 HB plastic protective hose,
outside diameter of 10 - 42.5 mm



Transition sleeve for
protective hose diameters of 10 - 42.5 mm



Technical data
PA Free from silicone, halogen, and cadmium HB -40 ... 115

Technical data
PA Free from silicone, halogen, and cadmium HB -40 ... 105

Technical data
TPE Halogen-free HB -40 ... 120

Ordering data

Ordering data

Ordering data


Type	Order No.	Pcs. / Pkt.
WP-PA HF 10,0 BK	3240680	50
WP-PA HF 13,0 BK	3240681	50
WP-PA HF 15,8 BK	3240682	50
WP-PA HF 21,2 BK	3240683	50
WP-PA HF 28,5 BK	3240684	50
WP-PA HF 34,5 BK	3241088	25
WP-PA HF 42,5 BK	3241089	25

Type	Order No.	Pcs. / Pkt.
WP-PA HF-HB 10,0 BK	3240838	50
WP-PA HF-HB 13,0 BK	3240839	50
WP-PA HF-HB 15,8 BK	3240840	50
WP-PA HF-HB 21,2 BK	3240841	50
WP-PA HF-HB 28,5 BK	3240842	50
WP-PA HF-HB 34,5 BK	3240843	25
WP-PA HF-HB 42,5 BK	3240844	25

Type	Order No.	Pcs. / Pkt.
WP-EC TPE HF 10,0 BK	3240974	50
WP-EC TPE HF 13,0 BK	3240975	50
WP-EC TPE HF 15,8 BK	3240976	50
WP-EC TPE HF 21,2 BK	3240977	50
WP-EC TPE HF 28,5 BK	3240978	25
WP-EC TPE HF 34,5 BK	3240979	25
WP-EC TPE HF 42,5 BK	3240980	25
WP-SC PA HF 10,0 BK	3240981	50
WP-SC PA HF 13,0 BK	3240982	50
WP-SC PA HF 15,8 BK	3240983	50
WP-SC PA HF 21,2 BK	3240984	50
WP-SC PA HF 28,5 BK	3240985	25
WP-SC PA HF 34,5 BK	3240986	25
WP-SC PA HF 42,5 BK	3240987	25

Cable routing, cable protection, cable bundling

Screw connections for plastic protective hoses



The plastic screw connections with straight design are available in IP66 and IP69K protection classes.

They offer the following features:

- Vibration-resistant, automatic protective hose latching
- Pg or metric thread
- Resistant to oil and gasoline
- Resistant to acids and solvents
- Free from silicone, halogen, and cadmium

Tool-free protective hose mounting

- Secure, reliable, and easy latching in the hose screw connection, see figure below



Notes:

For accessories and dimensional drawings, see www.phoenixcontact.net/products.



IP66 degree of protection, Pg7 - Pg36 thread



Technical data

Material
PA
Free from silicone, halogen, and cadmium
IP66
Pg
V0
Temperature range
-40 ... 115 [°C]

Ordering data

Description	Color
Screw connection, IP66, straight, with Pg thread, for protective hose outside diameter [mm]	
10	black
13	black
15.8	black
21.2	black
28.5	black
34.5	black
42.5	black
Screw connection, IP66, straight, with metric thread, for protective hose outside diameter [mm]	
10	black
13	black
15.8	black
21.2	black
28.5	black
34.5	black
42.5	black
Screw connection, IP69K, straight, with Pg thread, for protective hose outside diameter [mm]	
10	black
13	black
15.8	black
21.2	black
28.5	black
34.5	black
42.5	black
Screw connection, IP69K, straight, with metric thread, for protective hose outside diameter [mm]	
10	black
13	black
15.8	black
21.2	black
28.5	black
34.5	black
42.5	black

Type	Order No.	Pcs. / Pkt.
WP-G HF IP66 PG7 BK	3240888	50
WP-G HF IP66 PG9 BK	3240889	50
WP-G HF IP66 PG11 BK	3240890	50
WP-G HF IP66 PG16 BK	3240891	50
WP-G HF IP66 PG21 BK	3240892	25
WP-G HF IP66 PG29 BK	3240893	25
WP-G HF IP66 PG36 BK	3240894	25

Counter nuts and seals

see page 568 onwards

Accessories



IP66 degree of protection,
M10 - M40 metric thread



IP69K degree of protection, Pg7 - Pg36 thread



IP69K degree of protection,
M10 - M40 metric thread



Technical data
PA
Free from silicone, halogen, and cadmium
IP66
metric
V0
-40 ... 115

Technical data
PA
Free from silicone, halogen, and cadmium
IP68/IP69K
Pg
V0
-40 ... 115

Technical data
PA
Free from silicone, halogen, and cadmium
IP68/IP69K
metric
V0
-40 ... 115

Ordering data		
Type	Order No.	Pcs. / Pkt.
WP-G HF IP66 M10 BK	3240895	50
WP-G HF IP66 M12 BK	3240896	50
WP-G HF IP66 M16 BK	3240897	50
WP-G HF IP66 M20 BK	3240898	50
WP-G HF IP66 M25 BK	3240899	25
WP-G HF IP66 M32 BK	3240900	25
WP-G HF IP66 M40 BK	3240901	25

Ordering data		
Type	Order No.	Pcs. / Pkt.
WP-G HF IP69K PG7 BK	3240874	50
WP-G HF IP69K PG9 BK	3240875	50
WP-G HF IP69K PG11 BK	3240876	50
WP-G HF IP69K PG16 BK	3240877	50
WP-G HF IP69K PG21 BK	3240878	25
WP-G HF IP69K PG29 BK	3240879	25
WP-G HF IP69K PG36 BK	3240880	25

Ordering data		
Type	Order No.	Pcs. / Pkt.
WP-G HF IP69K M10 BK	3240881	50
WP-G HF IP69K M12 BK	3240882	50
WP-G HF IP69K M16 BK	3240883	50
WP-G HF IP69K M20 BK	3240884	50
WP-G HF IP69K M25 BK	3240885	25
WP-G HF IP69K M32 BK	3240886	25
WP-G HF IP69K M40 BK	3240887	25

Type	Order No.	Pcs. / Pkt.
WP-G HF IP66 M10 BK	3240895	50
WP-G HF IP66 M12 BK	3240896	50
WP-G HF IP66 M16 BK	3240897	50
WP-G HF IP66 M20 BK	3240898	50
WP-G HF IP66 M25 BK	3240899	25
WP-G HF IP66 M32 BK	3240900	25
WP-G HF IP66 M40 BK	3240901	25

Type	Order No.	Pcs. / Pkt.
WP-G HF IP69K PG7 BK	3240874	50
WP-G HF IP69K PG9 BK	3240875	50
WP-G HF IP69K PG11 BK	3240876	50
WP-G HF IP69K PG16 BK	3240877	50
WP-G HF IP69K PG21 BK	3240878	25
WP-G HF IP69K PG29 BK	3240879	25
WP-G HF IP69K PG36 BK	3240880	25

Type	Order No.	Pcs. / Pkt.
WP-G HF IP69K M10 BK	3240881	50
WP-G HF IP69K M12 BK	3240882	50
WP-G HF IP69K M16 BK	3240883	50
WP-G HF IP69K M20 BK	3240884	50
WP-G HF IP69K M25 BK	3240885	25
WP-G HF IP69K M32 BK	3240886	25
WP-G HF IP69K M40 BK	3240887	25

Accessories
see page 568 onwards

Accessories
see page 568 onwards

Accessories
see page 568 onwards

Installation and mounting material - CABINET add-on

Cable routing, cable protection, cable bundling

Screw connections, angled, for plastic protective hoses



The plastic screw connections with angled design are available in IP66 and IP69K protection classes. They offer the following features:

- Vibration-resistant, automatic protective hose latching
- Pg or metric thread
- Resistant to oil and gasoline
- Resistant to acids and solvents
- Free from silicone, halogen, and cadmium

Tool-free protective hose mounting

- Secure, reliable, and easy latching in the hose screw connection

Notes:

For accessories and dimensional drawings, see www.phoenixcontact.net/products.



IP66 degree of protection, Pg7 - Pg36 thread



Technical data

PA
Free from silicone, halogen, and cadmium
IP66
Pg
HB
-40 ... 115

Ordering data

Description	Color	Type	Order No.	Pcs. / Pkt.
Screw connection, IP66, 90° angled, with Pg thread, for protective hose outside diameter [mm]				
10	black	WP-GA HF IP66 PG7 BK	3240916	50
13	black	WP-GA HF IP66 PG9 BK	3240917	50
15.8	black	WP-GA HF IP66 PG11 BK	3240918	50
21.2	black	WP-GA HF IP66 PG16 BK	3240919	50
28.5	black	WP-GA HF IP66 PG21 BK	3240920	25
34.5	black	WP-GA HF IP66 PG29 BK	3240921	10
42.5	black	WP-GA HF IP66 PG36 BK	3240922	10
Screw connection, IP66, 90° angled, with metric thread, for protective hose outside diameter [mm]				
10	black			
13	black			
15.8	black			
21.2	black			
28.5	black			
34.5	black			
42.5	black			
Screw connection, IP69K, 90° angled, with Pg thread, for protective hose outside diameter [mm]				
10	black			
13	black			
15.8	black			
21.2	black			
28.5	black			
34.5	black			
42.5	black			
Screw connection, IP69K, 90° angled, with metric thread, for protective hose outside diameter [mm]				
10	black			
13	black			
15.8	black			
21.2	black			
28.5	black			
34.5	black			
42.5	black			

Accessories

Counter nuts and seals

see page 568 onwards



IP66 degree of protection,
M10 - M40 metric thread



IP69K degree of protection, Pg7 - Pg36 thread



IP69K degree of protection,
M10 - M40 metric thread



Technical data

PA
Free from silicone, halogen, and cadmium
IP66
metric
HB
-40 ... 115

Technical data

PA
Free from silicone, halogen, and cadmium
IP68/IP69K
Pg
HB
-40 ... 115

Technical data

PA
Free from silicone, halogen, and cadmium
IP68/IP69K
metric
HB
-40 ... 115

Ordering data

Ordering data

Ordering data

Type	Order No.	Pcs. / Pkt.
WP-GA HF IP66 M10 BK	3240923	50
WP-GA HF IP66 M12 BK	3240924	50
WP-GA HF IP66 M16 BK	3240925	50
WP-GA HF IP66 M20 BK	3240926	50
WP-GA HF IP66 M25 BK	3240927	50
WP-GA HF IP66 M32 BK	3240928	25
WP-GA HF IP66 M40 BK	3240929	10

Type	Order No.	Pcs. / Pkt.
WP-GA HF IP69K PG7 BK	3240902	50
WP-GA HF IP69K PG9 BK	3240903	50
WP-GA HF IP69K PG11 BK	3240904	50
WP-GA HF IP69K PG16 BK	3240905	50
WP-GA HF IP69K PG21 BK	3240906	25
WP-GA HF IP69K PG29 BK	3240907	10
WP-GA HF IP69K PG36 BK	3240908	10

Type	Order No.	Pcs. / Pkt.
WP-GA HF IP69K M10 BK	3240909	50
WP-GA HF IP69K M12 BK	3240910	50
WP-GA HF IP69K M16 BK	3240911	50
WP-GA HF IP69K M20 BK	3240912	50
WP-GA HF IP69K M25 BK	3240913	25
WP-GA HF IP69K M32 BK	3240914	10
WP-GA HF IP69K M40 BK	3240915	10

Accessories

Accessories

Accessories

see page 568 onwards

see page 568 onwards

see page 568 onwards

Cable routing, cable protection, cable bundling

Screw connections with strain relief, for plastic protective hoses



The plastic screw connections with strain relief are available in IP66 and IP69K protection classes.

They offer the following features:

- Vibration-resistant, automatic protective hose latching
- Pg or metric thread
- Integrated cable strain relief
- Resistant to oil and gasoline
- Resistant to acids and solvents
- Free from silicone, halogen, and cadmium

Tool-free protective hose mounting

- Secure, reliable, and easy latching in the hose screw connection

Notes:

For accessories and dimensional drawings, see www.phoenixcontact.net/products.



IP66 degree of protection, Pg7 - Pg36 thread, with strain relief



General data

Material	PA
Components	Free from silicone, halogen, and cadmium
Degree of protection	IP66
Thread type	Pg
Inflammability class according to UL 94	V0
Temperature range	-40 ... 115 [°C]

Technical data

Material	PA
Components	Free from silicone, halogen, and cadmium
Degree of protection	IP66
Thread type	Pg
Inflammability class according to UL 94	V0
Temperature range	-40 ... 115

Ordering data

Description	Color	Type	Order No.	Pcs. / Pkt.
Screw connection, IP66, straight, with Pg thread, for protective hose outside diameter [mm]				
10	black	WP-GR HF IP66 PG7 BK	3240944	20
13	black	WP-GR HF IP66 PG9 BK	3240945	20
15.8	black	WP-GR HF IP66 PG11 BK	3240946	20
21.2	black	WP-GR HF IP66 PG16 BK	3240947	10
28.5	black	WP-GR HF IP66 PG21 BK	3240948	10
34.5	black	WP-GR HF IP66 PG29 BK	3240949	10
42.5	black	WP-GR HF IP66 PG36 BK	3240950	10
Screw connection, IP66, straight, with metric thread, for protective hose outside diameter [mm]				
13	black			
15.8	black			
21.2	black			
28.5	black			
34.5	black			
42.5	black			
Screw connection, IP69K, straight, with Pg thread, for protective hose outside diameter [mm]				
10	black			
13	black			
15.8	black			
21.2	black			
28.5	black			
34.5	black			
42.5	black			
Screw connection, IP69K, straight, with metric thread, for protective hose outside diameter [mm]				
13	black			
15.8	black			
21.2	black			
28.5	black			
34.5	black			
42.5	black			

Accessories

Counter nuts and seals

see page 568 onwards



IP66 degree of protection, M12 - M40 metric thread, with strain relief



IP69K degree of protection, Pg7 - Pg36 thread, with strain relief



IP69K degree of protection, M12 - M40 metric thread, with strain relief



Technical data

PA
Free from silicone, halogen, and cadmium
IP66
metric
V0
-40 ... 115

Technical data

PA
Free from silicone, halogen, and cadmium
IP68/IP69K
Pg
V0
-40 ... 115

Technical data

PA
Free from silicone, halogen, and cadmium
IP68/IP69K
metric
V0
-40 ... 115

Ordering data

Type	Order No.	Pcs. / Pkt.
WP-GR HF IP66 M12 BK	3240952	20
WP-GR HF IP66 M16 BK	3240953	20
WP-GR HF IP66 M20 BK	3240954	20
WP-GR HF IP66 M25 BK	3240955	10
WP-GR HF IP66 M32 BK	3240956	10
WP-GR HF IP66 M40 BK	3240957	10

Ordering data

Type	Order No.	Pcs. / Pkt.
WP-GR HF IP69K PG7 BK	3240930	20
WP-GR HF IP69K PG9 BK	3240931	20
WP-GR HF IP69K PG11 BK	3240932	20
WP-GR HF IP69K PG16 BK	3240933	10
WP-GR HF IP69K PG21 BK	3240934	10
WP-GR HF IP69K PG29 BK	3240935	10
WP-GR HF IP69K PG36 BK	3240936	10

Ordering data

Type	Order No.	Pcs. / Pkt.
WP-GR HF IP69K M12 BK	3240938	20
WP-GR HF IP69K M16 BK	3240939	20
WP-GR HF IP69K M20 BK	3240940	20
WP-GR HF IP69K M25 BK	3240941	10
WP-GR HF IP69K M32 BK	3240942	10
WP-GR HF IP69K M40 BK	3240943	10

Type	Order No.	Pcs. / Pkt.
WP-GR HF IP66 M12 BK	3240952	20
WP-GR HF IP66 M16 BK	3240953	20
WP-GR HF IP66 M20 BK	3240954	20
WP-GR HF IP66 M25 BK	3240955	10
WP-GR HF IP66 M32 BK	3240956	10
WP-GR HF IP66 M40 BK	3240957	10

Type	Order No.	Pcs. / Pkt.
WP-GR HF IP69K PG7 BK	3240930	20
WP-GR HF IP69K PG9 BK	3240931	20
WP-GR HF IP69K PG11 BK	3240932	20
WP-GR HF IP69K PG16 BK	3240933	10
WP-GR HF IP69K PG21 BK	3240934	10
WP-GR HF IP69K PG29 BK	3240935	10
WP-GR HF IP69K PG36 BK	3240936	10

Type	Order No.	Pcs. / Pkt.
WP-GR HF IP69K M12 BK	3240938	20
WP-GR HF IP69K M16 BK	3240939	20
WP-GR HF IP69K M20 BK	3240940	20
WP-GR HF IP69K M25 BK	3240941	10
WP-GR HF IP69K M32 BK	3240942	10
WP-GR HF IP69K M40 BK	3240943	10

Accessories

see page 568 onwards

Accessories

see page 568 onwards

Accessories

see page 568 onwards

Installation and mounting material - CABINET add-on

Cable routing, cable protection, cable bundling

Protective hoses with PVC- or PU-coated spirals



The **WP-SPIRAL PVC C ...** plastic protective hoses with soft PVC-coated spring wire helix offer optimum protection, thanks to the following properties:

- Highly flexible
- Can be stretched and compressed
- Internal corrosion protection
- Largely resistant to acids and solvents
- Free from silicone and cadmium
- Airtight and liquid tight

The **WP-SPIRAL PU C ...** plastic protective hoses with fixed, PU-coated spring wire helix offer the following:

- Very tough and resistant to abrasion
- Highly flexible
- Resistant to germs
- Airtight and liquid tight
- Resistant to oil and grease
- Gasoline-resistant
- Largely resistant to acids and solvents
- Free from silicone, halogen, and cadmium
- Flame-protected
- Behaves extremely well at low temperatures
- V2 according to UL 94
- Suitable as a suction tube

The covered protective hoses are particularly suitable for the following fields of application:

- Machine and system engineering
- Vehicle construction
- Use in guide chains
- Shipbuilding
- Automation
- Electrical systems

Notes:
Pcs. / Pkt. specifies the protective hose length in [m].



Protective hose, PVC coated spiral, outside diameter of 10 - 45 mm



General data	
Material	PVC
Components	Free from silicone and cadmium
Inflammability class according to UL 94	-
Temperature range	-25 ... 80 [°C]

Technical data

Material	PVC
Components	Free from silicone and cadmium
Inflammability class according to UL 94	-
Temperature range	-25 ... 80 [°C]

Description	Color	
Protective hose, PVC-coated spiral		
Diameter [mm]	Bending radius [mm]	
Outside/inside	static	
10 / 7	8	gray
14 / 10	10	gray
17 / 13	13	gray
21 / 16	17	gray
27 / 22	20	gray
36 / 29	24	gray
45 / 38	36	gray
Protective hose, PU-coated spiral		
Diameter [mm]	Bending radius [mm]	
Outside/inside	static	
10 / 7	8	blue
14 / 10	10	blue
17 / 13	13	blue
21 / 16	17	blue
27 / 22	20	blue
36 / 29	24	blue
45 / 38	36	blue
End sleeves		
Diameter [mm]	Cable diameter [mm]	
Outside/inside		
10 / 7	6	gray
14 / 10	9	gray
17 / 13	11.5	gray
21 / 16	14.5	gray
27 / 21	19.5	gray
36 / 29	26.5	gray
45 / 38	36	gray

Ordering data

Type	Order No.	Pcs. / Pkt.
WP-SPIRAL PVC C 10	3240849	10
WP-SPIRAL PVC C 14	3240850	10
WP-SPIRAL PVC C 17	3240851	10
WP-SPIRAL PVC C 21	3240852	10
WP-SPIRAL PVC C 27	3240853	10
WP-SPIRAL PVC C 36	3240854	10
WP-SPIRAL PVC C 45	3240855	10



Protective hose, PU coated spiral,
outside diameter of 10 - 45 mm



End sleeve for protective hose
diameter of 10 - 45 mm



Technical data			Technical data		
PU Free from silicone, halogen, and cadmium V2 -40 ... 80			PP Halogen-free HB -10 ... 110		
Ordering data			Ordering data		
Type	Order No.	Pcs. / Pkt.	Type	Order No.	Pcs. / Pkt.
WP-SPIRAL PU C HF 10	3240856	10			
WP-SPIRAL PU C HF 14	3240857	10			
WP-SPIRAL PU C HF 17	3240858	10			
WP-SPIRAL PU C HF 21	3240859	10			
WP-SPIRAL PU C HF 27	3240860	10			
WP-SPIRAL PU C HF 36	3240861	10			
WP-SPIRAL PU C HF 45	3240862	10			
			WP-SC HF 10	3241016	50
			WP-SC HF 14	3241017	50
			WP-SC HF 17	3241018	50
			WP-SC HF 21	3241019	50
			WP-SC HF 27	3241020	25
			WP-SC HF 36	3241021	25
			WP-SC HF 45	3241022	20

Cable routing, cable protection, cable bundling

Screw connections, for protective hoses with coated spirals



The polypropylene screw connections with a straight design are available with or without a rotatable connecting thread.

- Easy, tool-free mounting
- High resistance to dust and fluids
- Vibration resistance and high tensile strength, thanks to hose screw-out locking

Rotatable screw connections

- The protective hose can still be rotated after panel mounting, thanks to the special screw connections



IP65 degree of protection, Pg7 - Pg36 thread



Technical data

General data	
Material	PP
Degree of protection	IP65
Thread type	Pg
Components	Halogen-free
Inflammability class according to UL 94	HB
Temperature range	-10 ... 110 [°C]

Ordering data

Description	Color	Type	Order No.	Pcs. / Pkt.
Screw connection, IP65, straight, with Pg thread				
Outside diameter of protective hose [mm]	Cable diameter [mm]			
10	6	gray WP-G PP HF PG7	3240988	10
14	9	gray WP-G PP HF PG9	3240989	10
17	11	gray WP-G PP HF PG11	3240990	10
21	14.5	gray WP-G PP HF PG16	3240991	10
27	19.5	gray WP-G PP HF PG21	3240992	10
36	27	gray WP-G PP HF PG29	3240993	2
45	36	gray WP-G PP HF PG36	3240994	2
Screw connection, IP65, straight, with metric thread				
Outside diameter of protective hose [mm]	Cable diameter [mm]			
10	6	gray		
14	8	gray		
17	11	gray		
21	15	gray		
27	20	gray		
36	27	gray		
45	35	gray		
Screw connection, IP54, rotatable, with Pg thread				
Outside diameter of protective hose [mm]	Cable diameter [mm]			
10	5.5	gray		
14	9.5	gray		
17	11.5	gray		
21	14.5	gray		
27	19.5	gray		
36	27	gray		
45	35.5	gray		
Screw connection, IP54, rotatable, with metric thread				
Outside diameter of protective hose [mm]	Cable diameter [mm]			
10	5.5	gray		
14	9.5	gray		
17	11.5	gray		
21	14.5	gray		
27	19.5	gray		
36	27	gray		

Accessories

Counter nuts and seals

see page 568 onwards



IP65 degree of protection, M10 - M40 metric thread



IP54 degree of protection, Pg7 - Pg36 thread, rotatable



IP54 degree of protection, M12 - M40 metric thread, rotatable



Technical data

PP
IP65
metric
Halogen-free
HB
-10 ... 110

Technical data

PP
IP54
Pg
Halogen-free
HB
-10 ... 110

Technical data

PP
IP54
metric
Halogen-free
HB
-10 ... 110

Ordering data

Type	Order No.	Pcs. / Pkt.
------	-----------	-------------

Ordering data

Type	Order No.	Pcs. / Pkt.
------	-----------	-------------

Ordering data

Type	Order No.	Pcs. / Pkt.
------	-----------	-------------

WP-G PP HF M10	3240995	10
WP-G PP HF M12	3240996	10
WP-G PP HF M16	3240997	10
WP-G PP HF M20	3240998	10
WP-G PP HF M25	3240999	10
WP-G PP HF M32	3241000	2
WP-G PP HF M40	3241001	2

WP-GT PP HF PG7	3241002	10
WP-GT PP HF PG9	3241003	10
WP-GT PP HF PG11	3241004	10
WP-GT PP HF PG16	3241005	10
WP-GT PP HF PG21	3241006	10
WP-GT PP HF PG29	3241007	2
WP-GT PP HF PG36	3241008	2

WP-GT PP HF M12	3241010	10
WP-GT PP HF M16	3241011	10
WP-GT PP HF M20	3241012	10
WP-GT PP HF M25	3241013	10
WP-GT PP HF M32	3241014	10
WP-GT PP HF M40	3241015	2

Accessories

see page 568 onwards

Accessories

see page 568 onwards

Accessories

see page 568 onwards

Cable routing, cable protection, cable bundling

Protective hoses made of steel or stainless steel



The metal protective hoses made of galvanized steel or stainless steel offer optimum protection and have a wide range of uses, thanks to the following properties:

- Interlocked, helix-wound profile
- Highly flexible
- High tensile strength and resistance to lateral pressure

These properties make the products suitable for use in the following areas:

- Machine and system engineering
- Vehicle construction
- Ex area according to EN 60079-14 and EN 61241-14
- Shipbuilding
- Rail vehicles
- Automation
- Electrical systems

Notes:
Pcs. / Pkt. specifies the protective hose length in [m].



Stainless steel protective hose, outside diameter of 10 - 45 mm



General data	
Material	Steel, galvanized
Temperature range	-200 ... 220 [°C]

Technical data	
Material	Steel, galvanized
Temperature range	-200 ... 220

Description	Color	
Protective hose		
Diameter [mm]	Bending radius [mm]	
Outside/inside	static	
10 / 8	28	silver
14 / 11	34	silver
17 / 14	40	silver
21 / 18	50	silver
27 / 23	63	silver
36 / 31	85	silver
45 / 40	100	silver
Protective hose		
Diameter [mm]	Bending radius [mm]	
Outside/inside	static	
10 / 8	22	silver
14 / 11	25	silver
17 / 14	40	silver
21 / 18	50	silver
27 / 23	63	silver
36 / 31	85	silver
45 / 40	100	silver
End sleeves		
Outside diameter of hose [mm]	Cable diameter [mm]	
10	6.5	Brass
14	10	Brass
17	12.5	Brass
21	16.5	Brass
27	21.5	Brass
36	29.5	Brass
45	38	Brass

Ordering data		
Type	Order No.	Pcs. / Pkt.
WP-STEEL ZC 10	3240697	10
WP-STEEL ZC 14	3240865	10
WP-STEEL ZC 17	3240698	10
WP-STEEL ZC 21	3240699	10
WP-STEEL ZC 27	3240866	10
WP-STEEL ZC 36	3240700	10
WP-STEEL ZC 45	3240701	10



**Stainless steel protective hose (V2A),
outside diameter of 10 - 45 mm**



**End sleeve for protective hose
diameter of 10 - 45 mm**

Technical data			Technical data		
Stainless steel 1.4301/AISI 304 -200 ... 600			Brass -40 ... 250		
Ordering data			Ordering data		
Type	Order No.	Pcs. / Pkt.	Type	Order No.	Pcs. / Pkt.
WP-STEEL S 10	3240686	10	WP-SC BRASS 10	3241065	50
WP-STEEL S 14	3240687	10	WP-SC BRASS 14	3241066	50
WP-STEEL S 17	3240863	10	WP-SC BRASS 17	3241067	50
WP-STEEL S 21	3240688	10	WP-SC BRASS 21	3241068	50
WP-STEEL S 27	3240864	10	WP-SC BRASS 27	3241069	25
WP-STEEL S 36	3240689	10	WP-SC BRASS 36	3241070	25
WP-STEEL S 45	3240690	10	WP-SC BRASS 45	3241071	20

Installation and mounting material - CABINET add-on

Cable routing, cable protection, cable bundling

Screw connections, for protective hoses made of steel or stainless steel



The screw connections are available with or without a rotatable connecting thread and have the following properties:

- Easy mounting of protective hose without tools
- Vibration resistance and high tensile strength, thanks to hose screw-out locking
- Integrated inner sleeve and rotation lock for hose

Rotatable screw connections

- The protective hose can still be rotated after panel mounting, thanks to the special screw connections



Notes:
Inner sleeves and seals are supplied as standard.



IP40 degree of protection, Pg7 - Pg36 thread



General data	
Material	Brass
Degree of protection	IP40
Thread type	Pg
Temperature range	-40 ... 125 [°C]

Technical data	
Material	Brass
Degree of protection	IP40
Thread type	Pg
Temperature range	-40 ... 125

Description	Color
Screw connection, IP40, with Pg thread	
Outside diameter of protective hose [mm]	Cable diameter [mm]
10	6.5
14	10
17	12.5
21	16
27	21.5
36	29
45	38
Screw connection, IP40, with metric thread	
Outside diameter of protective hose [mm]	Cable diameter [mm]
10	6.5
14	10
17	12.5
21	16
27	21.5
36	27.5
45	35

Ordering data			
Type	Order No.	Pcs. / Pkt.	
WP-G BRASS IP40 PG7	3241037	10	
WP-G BRASS IP40 PG9	3241038	10	
WP-G BRASS IP40 PG11	3241039	10	
WP-G BRASS IP40 PG16	3241040	10	
WP-G BRASS IP40 PG21	3241041	10	
WP-G BRASS IP40 PG29	3241042	2	
WP-G BRASS IP40 PG36	3241043	2	

Screw connection, IP40, rotatable, with Pg thread		
Outside diameter of protective hose [mm]	Cable diameter [mm]	
10	6	Brass
14	9	Brass
17	12	Brass
21	15.5	Brass
27	20.5	Brass
36	27.5	Brass
45	36.5	Brass

Screw connection, IP40, rotatable, with metric thread		
Outside diameter of protective hose [mm]	Cable diameter [mm]	
10	6	Brass
14	9	Brass
17	12	Brass
21	15.5	Brass
27	20.5	Brass
36	27.5	Brass
45	35	Brass



IP40 degree of protection,
M10 - M40 metric thread



IP40 degree of protection,
Pg7 - Pg36 thread, rotatable



IP40 degree of protection,
M10 - M40 metric thread, rotatable



Technical data
Brass IP40 metric -40 ... 125

Technical data
Brass IP40 Pg -40 ... 250

Technical data
Brass IP40 metric -40 ... 250

Ordering data		
Type	Order No.	Pcs. / Pkt.

Ordering data		
Type	Order No.	Pcs. / Pkt.

Ordering data		
Type	Order No.	Pcs. / Pkt.

WP-G BRASS IP40 M10	3241044	10
WP-G BRASS IP40 M12	3241045	10
WP-G BRASS IP40 M16	3241046	10
WP-G BRASS IP40 M20	3241047	10
WP-G BRASS IP40 M25	3241048	10
WP-G BRASS IP40 M32	3241049	2
WP-G BRASS IP40 M40	3241050	2

WP-GT BRASS PG7	3241023	10
WP-GT BRASS PG9	3241024	10
WP-GT BRASS PG11	3241025	10
WP-GT BRASS PG16	3241026	10
WP-GT BRASS PG21	3241027	10
WP-GT BRASS PG29	3241028	2
WP-GT BRASS PG36	3241029	2

WP-GT BRASS M10	3241030	10
WP-GT BRASS M12	3241031	10
WP-GT BRASS M16	3241032	10
WP-GT BRASS M20	3241033	10
WP-GT BRASS M25	3241034	10
WP-GT BRASS M32	3241035	2
WP-GT BRASS M40	3241036	2

Installation and mounting material - CABINET add-on

Cable routing, cable protection, cable bundling

Protective hoses made of steel with PVC coating and screw connections

- Optimum protection
- Numerous possible applications
- Tool-free assembly of screw connection and protective hose
- Screw connection for high resistance

Notes:
Pcs. / Pkt. specifies the protective hose length in [m].
Inner sleeves and seals are supplied as standard.



Stainless steel protective hose (V2A), PVC-coated, outside diameter of 10 - 45 mm



IP65 degree of protection, Pg7 - Pg36 thread and M10 - M40 metric thread



General data			Technical data			Technical data		
Material			Steel, galvanized/PVC			Brass		
Degree of protection			-			IP65		
Thread type			-			Pg		
Temperature range	[°C]		-25 ... 80			-40 ... 125		
Ordering data			Ordering data			Ordering data		
Description	Color		Type	Order No.	Pcs. / Pkt.	Type	Order No.	Pcs. / Pkt.
Protective hose, in galvanized steel, PVC-coated								
Diameter [mm]	Bending radius [mm]							
Outside/inside	static							
10 / 7	95	black	WP-STEEL PVC C 10	3240867	10			
14 / 10	105	black	WP-STEEL PVC C 14	3240868	10			
17 / 13	115	black	WP-STEEL PVC C 17	3240869	10			
21 / 17	110	black	WP-STEEL PVC C 21	3240870	10			
27 / 22	135	black	WP-STEEL PVC C 27	3240871	10			
36 / 29	145	black	WP-STEEL PVC C 36	3240872	10			
45 / 38	215	black	WP-STEEL PVC C 45	3240873	10			
End sleeves, in brass								
Outside diameter of hose [mm]	Cable diameter [mm]							
10	6	Brass	WP-SC BRASS WP PVC 10	3241072	50			
14	8.5	Brass	WP-SC BRASS WP PVC 14	3241073	50			
17	11.5	Brass	WP-SC BRASS WP PVC 17	3241074	50			
21	15.5	Brass	WP-SC BRASS WP PVC 21	3241075	50			
27	20.5	Brass	WP-SC BRASS WP PVC 27	3241076	25			
36	27.5	Brass	WP-SC BRASS WP PVC 36	3241077	25			
45	36.5	Brass	WP-SC BRASS WP PVC 45	3241078	20			
Screw connection, IP65, with Pg thread								
Outside diameter of protective hose [mm]	Cable diameter [mm]							
10	6	Brass				WP-G BRASS IP65 PG7	3241051	10
14	8.5	Brass				WP-G BRASS IP65 PG9	3241052	10
17	11.5	Brass				WP-G BRASS IP65 PG11	3241053	10
21	15.5	Brass				WP-G BRASS IP65 PG16	3241054	10
27	20.5	Brass				WP-G BRASS IP65 PG21	3241055	10
36	27.5	Brass				WP-G BRASS IP65 PG29	3241056	2
45	35	Brass				WP-G BRASS IP65 PG36	3241057	2
Screw connection, IP65, with metric thread								
Outside diameter of protective hose [mm]	Cable diameter [mm]							
10	6	Brass				WP-G BRASS IP65 M10	3241058	10
14	8.5	Brass				WP-G BRASS IP65 M12	3241059	10
17	11.5	Brass				WP-G BRASS IP65 M16	3241060	10
21	15.5	Brass				WP-G BRASS IP65 M20	3241061	10
27	20.5	Brass				WP-G BRASS IP65 M25	3241062	10
36	27.5	Brass				WP-G BRASS IP65 M32	3241063	2
45	35	Brass				WP-G BRASS IP65 M40	3241064	2

Spiral hoses



Easy bundling and routing of cables and conductors

- Fast and easy to use
- Can be retrofitted
- The spiral structure means that individual conductors and cables can be led out at any point
- Offer protection under light mechanical strain

Notes:

Pcs. / Pkt. indicates the spiral hose length in [m].



Spiral hose,
for bundle diameters of 2 mm - 150 mm

General data

Material	PE
Components	free from silicone and halogen
Inflammability class according to UL 94	HB
Temperature range	-50 ... 85 [°C]

Technical data

Material	PE
Components	free from silicone and halogen
Inflammability class according to UL 94	HB
Temperature range	-50 ... 85 [°C]

Ordering data

Description	Color	Type	Order No.	Pcs. / Pkt.
Spiral hose, for bundle diameters				
2 - 15 mm	transparent	WG-S HF 15	3241109	50
4 - 20 mm	transparent	WG-S HF 20	3241111	25
7 - 40 mm	transparent	WG-S HF 40	3241113	25
12 - 50 mm	transparent	WG-S HF 50	3241115	25
13 - 70 mm	transparent	WG-S HF 70	3241117	25
15 - 80 mm	transparent	WG-S HF 80	3241119	20
20 - 120 mm	transparent	WG-S HF 120	3241121	25
25 - 150 mm	transparent	WG-S HF 150	3241123	20
Spiral hose, for bundle diameters				
2 - 15 mm	black	WG-S HF 15 BK	3241110	50
4 - 20 mm	black	WG-S HF 20 BK	3241112	25
7 - 40 mm	black	WG-S HF 40 BK	3241114	25
12 - 50 mm	black	WG-S HF 50 BK	3241116	25
13 - 70 mm	black	WG-S HF 70 BK	3241118	25
15 - 80 mm	black	WG-S HF 80 BK	3241120	20
20 - 120 mm	black	WG-S HF 120 BK	3241122	25
25 - 150 mm	black	WG-S HF 150 BK	3241124	20

Accessories

Electrician's scissors, high cutting performance thanks to micro-serrated cutting area, suitable for copper, aluminum, Kevlar fibers, and plastic, two-component non-slip soft-grip handles, ergonomic design, adjustable screw joint

CUTFOX-ES	1212621	1
-----------	---------	---

Cable routing, cable protection, cable bundling

Accessories for protective hose mounting

The WP-BASE C... protective hose holders with cover can be attached using a screw.

- An integrated rib fastening also helps to relieve the strain on the protective hose
- The base of the holder is designed so that it can even be pushed onto a C DIN rail
- The engagement pins enable hose holders of different sizes to be arranged alongside each other

WP-BASE HF... protective hose clips:

- Galvanized steel locking latch with rubber profile
- Screw mounting

WP-BASE ... fixing bracket:

- With two mounting holes according to DIN 46320
- Protective hose feed-through can be attached to the side of the panel
- Pg or metric protective hose screw connections can be mounted on a bracket



Protective hose with cover



General data		
Material		
Description	Color	
Protective hose holder with cover, screwable, made of plastic		
Outside diameter of protective hose [mm]	Hole diameter [mm]	
10	10	black
13	13	black
15.8	15.8	black
21.2	21.2	black
28.5	28.2	black
34.5	34.5	black
42.5	42.5	black
Protective hose clip , screwable		
Outside diameter of protective hose [mm]	Hole diameter [mm]	
10	10	silver/black
13	13	silver/black
14	14	silver/black
15.8	15.8	silver/black
17	17	silver/black
22	22	silver/black
29	29	silver/black
36	37	silver/black
45	45	silver/black
Fixing bracket , screwable		
Screw connection	Hole diameter [mm]	
Pg16	23	silver
Pg21	29	silver
Pg29	37.5	silver
Pg36	47.5	silver
Fixing bracket , screwable		
Screw connection	Hole diameter [mm]	
M16	17	silver
M20	21	silver
M25	26	silver
M32	33	silver
M40	43	silver

Technical data		
PA		
Ordering data		
Type	Order No.	Pcs. / Pkt.
WP-BASE C PA HF 10,0 BK	3240958	50
WP-BASE C PA HF 13,0 BK	3240959	50
WP-BASE C PA HF 15,8 BK	3240960	50
WP-BASE C PA HF 21,2 BK	3240961	50
WP-BASE C PA HF 28,2 BK	3240962	25
WP-BASE C PA HF 34,5 BK	3240963	25
WP-BASE C PA HF 42,5 BK	3240964	25



Protective hose clip



Fixing bracket, screw version,
for Pg screw connection



Fixing bracket, screw version, for metric
screw connection

Technical data
Steel, galvanized

Technical data
Steel, galvanized

Technical data
Steel, galvanized

Ordering data		
Type	Order No.	Pcs. / Pkt.

Ordering data		
Type	Order No.	Pcs. / Pkt.

Ordering data		
Type	Order No.	Pcs. / Pkt.

WP-BASE HF 9-10	3240965	50
WP-BASE HF 13	3240966	50
WP-BASE HF 14	3240967	50
WP-BASE HF 15,8	3240968	50
WP-BASE HF 17	3240969	50
WP-BASE HF 22	3240970	50
WP-BASE HF 29	3240971	50
WP-BASE HF 37	3240972	50
WP-BASE HF 45	3240973	25

WP-BASE A PG16	3241079	25
WP-BASE A PG21	3241080	25
WP-BASE A PG29	3241081	25
WP-BASE A PG36	3241082	25

WP-BASE A M16	3241083	25
WP-BASE A M20	3241084	25
WP-BASE A M25	3241085	25
WP-BASE A M32	3241086	25
WP-BASE A M40	3241087	25

--	--	--

--	--	--

--	--	--

Accessories for protective hose mounting

N



Counter nut, M12 - M40, plastic

WP-CN ...

The counter nuts are used to lock protective hose screw connections in the case of bore holes without a thread.

- Counter nuts made of brass or plastic
- The fiberglass-reinforced polyamide ensures a high degree of mechanical stability
- Metric thread according to EN 50262, making the counter nut suitable for universal use

General data

Material

Technical data

Polyamide fiberglass reinforced

Ordering data

Description	Color	Type	Order No.	Pcs. / Pkt.
Counter nut, plastic, for protective hose screw connections with metric thread				
for M12	gray	WP-CN PA M12	3241132	100
for M16	gray	WP-CN PA M16	3241133	100
for M20	gray	WP-CN PA M20	3241134	100
for M25	gray	WP-CN PA M25	3241135	100
for M32	gray	WP-CN PA M32	3241136	100
for M40	gray	WP-CN PA M40	3241137	50
Counter nut, plastic, for protective hose screw connections with Pg thread				
for Pg7	gray			
for Pg9	gray			
for Pg11	gray			
for Pg16	gray			
for Pg21	gray			
for Pg29	gray			
for Pg36	gray			
Counter nut, nickel-plated brass, for protective hose screw connections with metric thread				
for M10	silver			
for M12	silver			
for M16	silver			
for M20	silver			
for M25	silver			
for M32	silver			
for M40	silver			
Counter nut, nickel-plated brass, for protective hose screw connections with Pg thread				
for Pg7	silver			
for Pg9	silver			
for Pg11	silver			
for Pg16	silver			
for Pg21	silver			
for Pg29	silver			
for Pg36	silver			

N

N

N



Counter nut, Pg7 - Pg36, plastic



Counter nut, M10 - M40, brass



Counter nut, Pg7 - Pg36, brass

Technical data

Polyamide fiberglass reinforced

Ordering data

Type	Order No.	Pcs. / Pkt.
WP-CN PA PG7	3241138	100
WP-CN PA PG9	3241139	100
WP-CN PA PG11	3241140	100
WP-CN PA PG16	3241141	100
WP-CN PA PG21	3241142	100
WP-CN PA PG29	3241143	100
WP-CN PA PG36	3241144	50

Technical data

Nickel-plated brass

Ordering data

Type	Order No.	Pcs. / Pkt.
WP-CN BRASS M10	3241145	100
WP-CN BRASS M12	3241146	100
WP-CN BRASS M16	3241147	100
WP-CN BRASS M20	3241148	100
WP-CN BRASS M25	3241149	100
WP-CN BRASS M32	3241150	100
WP-CN BRASS M40	3241151	50

Technical data

Nickel-plated brass

Ordering data

Type	Order No.	Pcs. / Pkt.
WP-CN BRASS PG7	3241152	100
WP-CN BRASS PG9	3241153	100
WP-CN BRASS PG11	3241154	100
WP-CN BRASS PG16	3241155	100
WP-CN BRASS PG21	3241156	100
WP-CN BRASS PG29	3241157	100
WP-CN BRASS PG36	3241158	50

Accessories for protective hose mounting

N



Flat gasket made from Perbunan

WP-FS ...

The Perbunan flat sealing rings are used to seal protective hose screw connections on uneven surfaces. They are inserted between the hose screw connection and the surface, thereby achieving degrees of protection up to IP68.

WP-FS HF...

The Centellen flat sealing rings also provide an optimum seal on uneven surfaces. As well as having IP68 protection and high mechanical stability, the sealing rings are also UV resistant and halogen-free. This enables them to be used outdoors. Properties: – Resistant to oil, seal against dust and water, UV resistant, halogen-free, high mechanical stability

WP-OR...

The properties of the Perbunan O-rings, such as their resistance to oil and seal against water and dust, mean that they can be used in a wide range of applications.

General data

Material

Technical data

Perbunan

Ordering data

Description	Color
Flat gasket, Perbunan, for protective hose screw connections with metric thread	
for M10	black
for M12	black
for M16	black
for M20	black
for M25	black
for M32	black
for M40	black
Flat gasket, Perbunan, for protective hose screw connections with Pg thread	
for Pg7	black
for Pg9	black
for Pg11	black
for Pg16	black
for Pg21	black
for Pg29	black
for Pg36	black
Flat gasket, Centellen, for protective hose screw connections with metric thread	
for M10	green
for M12	green
for M16	green
for M20	green
for M25	green
for M32	green
for M40	green
Flat gasket, Centellen, for protective hose screw connections with Pg thread	
for Pg7	green
for Pg9	green
for Pg11	green
for Pg16	green
for Pg21	green
for Pg29	green
for Pg36	green
O-ring, Perbunan, for protective hose screw connections with metric thread	
for M10	black
for M12	black
for M16	black
for M20	black
for M25	black
for M32	black
for M40	black
O-ring, Perbunan, for protective hose screw connections with Pg thread	
for Pg7	black
for Pg9	black
for Pg11	black
for Pg16	black
for Pg21	black
for Pg29	black
for Pg36	black

Type	Order No.	Pcs. / Pkt.
WP-FS IP68 M10	3241159	50
WP-FS IP68 M12	3241160	50
WP-FS IP68 M16	3241161	50
WP-FS IP68 M20	3241162	50
WP-FS IP68 M25	3241163	50
WP-FS IP68 M32	3241164	25
WP-FS IP68 M40	3241165	25
WP-FS IP68 PG7	3241166	50
WP-FS IP68 PG9	3241167	50
WP-FS IP68 PG11	3241168	50
WP-FS IP68 PG16	3241169	50
WP-FS IP68 PG21	3241170	25
WP-FS IP68 PG29	3241171	25
WP-FS IP68 PG36	3241172	25

N

N



Flat gasket made from Centellen



O-ring made from Perbunan

Technical data			Technical data		
Centellen			Perbunan		
Ordering data			Ordering data		
Type	Order No.	Pcs. / Pkt.	Type	Order No.	Pcs. / Pkt.
WP-FS HF IP68 M10	3241173	50			
WP-FS HF IP68 M12	3241174	50			
WP-FS HF IP68 M16	3241175	50			
WP-FS HF IP68 M20	3241176	50			
WP-FS HF IP68 M25	3241177	50			
WP-FS HF IP68 M32	3241178	25			
WP-FS HF IP68 M40	3241179	25			
WP-FS HF IP68 PG7	3241180	50			
WP-FS HF IP68 PG9	3241181	50			
WP-FS HF IP68 PG11	3241182	50			
WP-FS HF IP68 PG16	3241183	50			
WP-FS HF IP68 PG21	3241184	25			
WP-FS HF IP68 PG29	3241185	25			
WP-FS HF IP68 PG36	3241186	25			
			WP-OR M10	3241187	50
			WP-OR M12	3241188	50
			WP-OR M16	3241189	50
			WP-OR M20	3241190	50
			WP-OR M25	3241191	50
			WP-OR M32	3241192	25
			WP-OR M40	3241193	25
			WP-OR PG7	3241194	50
			WP-OR PG9	3241195	50
			WP-OR PG11	3241196	50
			WP-OR PG16	3241197	50
			WP-OR PG21	3241198	25
			WP-OR PG29	3241199	25
			WP-OR PG36	3241200	25

Installation and mounting material - CABINET add-on

Cable routing, cable protection, cable bundling

Plastic cable marker for insert labels, for assembly with cable binders



- Plastic cable markers for marking and bundling multiple conductors and cables indoors
- The printed insert label is protected from dirt by the sealing cap
- Labeling service: Phoenix Contact can custom-label all insert labels for plastic cable markers in accordance with your requirements

Notes:
For corresponding cable binders, see page 574 onwards.



For insert labels measuring 29 x 8 mm

General data	
Material	
Temperature range	[°C]
Components	

Technical data	
Material	Polyethylene
Temperature range	-40 ... 80
Components	free from silicone and halogen

Description	Color
Plastic cable markers for insert labels , with cable binders with a pointed end, can be labeled with ESL..., EMT... or US-EMP... insert labels, diameter: 10 ... 25 mm, lettering field size: 29 x 8 mm	

Ordering data

Type	Order No.	Pcs. / Pkt.
KMK	1005208	100

transparent	Plastic cable markers for insert labels , with cable binders with a pointed end, can be labeled with ESL..., EMT... or US-EMP... insert labels, diameter: 16 ... 35 mm, lettering field size: 40 x 17 mm
-------------	---

transparent	Cable and conductor markers for insert labels , can be labeled with EST or ESL, diameter of 1 - 12 mm, lettering field size: 24 x 4 mm
-------------	---

white	Cable and conductor markers for labels , lettering field size: 20 x 8 mm
white	

Accessories

Insert strips for laser printers , DIN A4, perforated
Lettering field size: 29 x 8 mm, 1 sheet = 174 labels
Lettering field size: 40 x 17 mm, 1 sheet = 56 labels
Lettering field size: 24 x 4 mm, 1 sheet = 488 labels

ESL 29X 8	0808257	10
------------------	----------------	----

Insert labels for thermal transfer printers
Lettering field size: 29 x 8 mm, 5400 labels p. roll
Lettering field size: 40 x 17 mm, 2300 labels p. roll
Lettering field size: 24 x 4 mm, 5000 labels p. roll

EMT (29X8)R	0817277	1
--------------------	----------------	---

UniSheet , 0.5 mm thick
48-section, lettering field size: 29 x 8 mm
16-section, lettering field size: 40 x 17 mm
Textile label , lettering field size: 20 x 8 mm
2500 labels p. roll
2500 labels p. roll

US-EMP (29X8)	0829436	10
----------------------	----------------	----





For insert labels measuring 40 x 17 mm



For insert labels, 12 mm conductor diameter



For adhesive labels, conductor diameter of up to 20 mm

Technical data
Polyethylene -40 ... 80 free from silicone and halogen

Technical data
PA -40 ... 100 free from silicone and halogen

Technical data
PA -40 ... 100 free from silicone and halogen

Ordering data

Ordering data

Ordering data

Type	Order No.	Pcs. / Pkt.
KMK 3	1005211	50

Type	Order No.	Pcs. / Pkt.
LM	1004377	100

Type	Order No.	Pcs. / Pkt.
KME	0807083	50

Accessories

Accessories

Accessories

Type	Order No.	Pcs. / Pkt.
ESL 40X17	0808095	10
EMT (40X17)R	0817293	1
US-EMP (40X17)	0829437	10

Type	Order No.	Pcs. / Pkt.
ESL 24X 4	0808231	10
EMT (24X4)R	0816265	1

Type	Order No.	Pcs. / Pkt.
EMLC (20X8)R	0815680	1
EML (20X8)R	0816786	1

Plastic cable binders



- For bundling and fastening conductors and cables
- Can be used indoors and outdoors even under unfavorable industrial conditions
- With the UNIFOX-CT ... cable binder tool, the cable binders can be easily tightened and cut off flush in one step
- Cable binders are easy to use, thanks to their optimized geometries
- Optimum head shape for high tensile forces
- Temperature range: briefly up to 110°C
- Comprehensive approvals
- **Designation example:**
WT-HF 2,5X98
Cable binder width: 2.5 mm
Cable binder length: 98 mm

General data	
Material	
Components	
Inflammability class according to UL 94	
Temperature range	[°C]

Description	Color	Type	Order No.	Pcs. / Pkt.
Cable binder, maximum bundle Ø [mm]/minimum tensile strength [N]				
21 / 80	transparent	WT-HF 2,5X98	3240732	100
40 / 80	transparent	WT-HF 2,6X160	3240736	100
52 / 80	transparent	WT-HF 2,6X200	3240740	100
35 / 130	transparent	WT-HF 3,6X140	3240744	100
50 / 130	transparent	WT-HF 3,6X200	3240748	100
80 / 130	transparent	WT-HF 3,6X290	3240752	100
40 / 220	transparent	WT-HF 4,5X160	3240756	100
50 / 220	transparent	WT-HF 4,5X200	3240760	100
79 / 220	transparent	WT-HF 4,5X290	3240764	100
100 / 220	transparent	WT-HF 4,5X360	3240768	100
115 / 220	transparent	WT-HF 4,5X430	3240770	100
80 / 540	transparent	WT-HF 7,8X300	3240772	100
100 / 540	transparent	WT-HF 7,8X365	3240774	100
158 / 540	transparent	WT-HF 7,8X540	3240719	100
233 / 700	transparent	WT-HF 9X780	3240778	100
143 / 1080	transparent	WT-HF 12,6X850	3240730	50
302 / 1080	transparent	WT-HF 12,6X1000	3240728	50
Cable binder, large pack, maximum bundle Ø [mm]/minimum tensile strength [N]				
21 / 80	transparent	WT-HF 2,5X98-L	3240735	1000
40 / 80	transparent	WT-HF 2,6X160-L	3240739	1000
52 / 80	transparent	WT-HF 2,6X200-L	3240743	1000
35 / 130	transparent	WT-HF 3,6X140-L	3240747	1000
50 / 130	transparent	WT-HF 3,6X200-L	3240751	1000
80 / 130	transparent	WT-HF 3,6X290-L	3240755	500
40 / 220	transparent	WT-HF 4,5X160-L	3240759	1000
50 / 220	transparent	WT-HF 4,5X200-L	3240763	1000

Cable binder pliers, for plastic cable binders with a width of 2.2 - 4.8 mm, for a material thickness of up to 1.6 mm	
Professional cable binder pliers, for plastic cable binders with a width of 2.2 - 4.8 mm, up to 1.6 mm material thickness	
Ergonomically designed grip with comfortable tension force adjustment	



Cable tie length of 98 - 1000 mm



Technical data	
PA 6.6	
free from silicone and halogen	
V2	
-40 ... 85	

Ordering data		
Type	Order No.	Pcs. / Pkt.
WT-HF 2,5X98	3240732	100
WT-HF 2,6X160	3240736	100
WT-HF 2,6X200	3240740	100
WT-HF 3,6X140	3240744	100
WT-HF 3,6X200	3240748	100
WT-HF 3,6X290	3240752	100
WT-HF 4,5X160	3240756	100
WT-HF 4,5X200	3240760	100
WT-HF 4,5X290	3240764	100
WT-HF 4,5X360	3240768	100
WT-HF 4,5X430	3240770	100
WT-HF 7,8X300	3240772	100
WT-HF 7,8X365	3240774	100
WT-HF 7,8X540	3240719	100
WT-HF 9X780	3240778	100
WT-HF 12,6X850	3240730	50
WT-HF 12,6X1000	3240728	50
WT-HF 2,5X98-L	3240735	1000
WT-HF 2,6X160-L	3240739	1000
WT-HF 2,6X200-L	3240743	1000
WT-HF 3,6X140-L	3240747	1000
WT-HF 3,6X200-L	3240751	1000
WT-HF 3,6X290-L	3240755	500
WT-HF 4,5X160-L	3240759	1000
WT-HF 4,5X200-L	3240763	1000

Accessories		
UNIFOX-CT 4,8	1212475	1
UNIFOX-CT 4,8P	1212609	1

Plastic cable binders



- The black cable binders are UV stabilized by adding carbon black and are suitable for use in outdoor systems according to ISO 4895 (QUV-B 150 hours) for up to three years
- Temperature range: briefly up to 110°C
- Comprehensive approvals



Cable tie length of 98 - 1000 mm



General data	
Material	
Components	
Inflammability class according to UL 94	
Temperature range	[°C]

Technical data	
Material	PA 6.6
Components	free from silicone and halogen
Inflammability class according to UL 94	V2
Temperature range	-40 ... 85

Description	Color
Cable binder , maximum bundle Ø [mm]/minimum tensile strength [N]	
21 / 80	black
40 / 80	black
52 / 80	black
35 / 130	black
50 / 130	black
80 / 130	black
40 / 220	black
50 / 220	black
79 / 220	black
100 / 220	black
115 / 220	black
80 / 540	black
100 / 540	black
158 / 540	black
233 / 700	black
143 / 1080	black
302 / 1080	black
Cable binder, large pack , maximum bundle Ø [mm]/minimum tensile strength [N]	
21 / 80	black
40 / 80	black
52 / 80	black
35 / 130	black
50 / 130	black
80 / 130	black
40 / 220	black
50 / 220	black

Ordering data		
Type	Order No.	Pcs. / Pkt.
WT-HF 2,5X98 BK	3240733	100
WT-HF 2,6X160 BK	3240737	100
WT-HF 2,6X200 BK	3240741	100
WT-HF 3,6X140 BK	3240745	100
WT-HF 3,6X200 BK	3240749	100
WT-HF 3,6X290 BK	3240753	100
WT-HF 4,5X160 BK	3240757	100
WT-HF 4,5X200 BK	3240761	100
WT-HF 4,5X290 BK	3240765	100
WT-HF 4,5X360 BK	3240769	100
WT-HF 4,5X430 BK	3240771	100
WT-HF 7,8X300 BK	3240773	100
WT-HF 7,8X365 BK	3240775	100
WT-HF 7,8X540 BK	3240721	100
WT-HF 9X780 BK	3240779	100
WT-HF 12,6X850 BK	3240731	50
WT-HF 12,6X1000 BK	3240729	50
WT-HF 2,5X98 BK-L	3240734	1000
WT-HF 2,6X160 BK-L	3240738	1000
WT-HF 2,6X200 BK-L	3240742	1000
WT-HF 3,6X140 BK-L	3240746	1000
WT-HF 3,6X200 BK-L	3240750	1000
WT-HF 3,6X290 BK-L	3240754	500
WT-HF 4,5X160 BK-L	3240758	1000
WT-HF 4,5X200 BK-L	3240762	1000

Cable binder pliers , for plastic cable binders with a width of 2.2 - 4.8 mm, for a material thickness of up to 1.6 mm
Professional cable binder pliers , for plastic cable binders with a width of 2.2 - 4.8 mm, up to 1.6 mm material thickness
Ergonomically designed grip with comfortable tension force adjustment

Accessories		
UNIFOX-CT 4,8	1212475	1
UNIFOX-CT 4,8P	1212609	1

Installation and mounting material - CABINET add-on

Cable routing, cable protection, cable bundling

Cable binders for outdoor use



The WT-UV HF ... cable binders are specially designed for outdoor use and offer the following features:

- Weatherproof and UV resistant according to ISO 4892 (QUV-B 600 hours) for up to ten years
- Cable binders are easy to use, thanks to their optimum geometries
- Optimum head shape for high tensile forces
- Halogen-free/silicone-free
- Constantly high temperature resistance up to 105°C
- **Designation example:**
WT-UV HF 2,5X98 BK
 Cable binder width: 2.5 mm
 Cable binder length: 98 mm



Cable tie length of 98 - 365 mm

General data	
Material	PA 6.6
Components	free from silicone and halogen
Inflammability class according to UL 94	V2
Temperature range	-40 ... 105 [°C]

Technical data	
Material	PA 6.6
Components	free from silicone and halogen
Inflammability class according to UL 94	V2
Temperature range	-40 ... 105

Description	Color
Cable binder , maximum bundle Ø [mm]/minimum tensile strength [N]	
21 / 80	black
35 / 130	black
50 / 130	black
50 / 220	black
79 / 220	black
100 / 540	black

Ordering data		
Type	Order No.	Pcs. / Pkt.
WT-UV HF 2,5X98 BK	3240831	100
WT-UV HF 3,6X140 BK	3240832	100
WT-UV HF 3,6X200 BK	3240833	100
WT-UV HF 4,5X200 BK	3240834	100
WT-UV HF 4,5X290 BK	3240835	100
WT-UV HF 7,8X365 BK	3240837	100

Cable binder pliers , for plastic cable binders with a width of 2.2 - 4.8 mm, for a material thickness of up to 1.6 mm
Professional cable binder pliers , for plastic cable binders with a width of 2.2 - 4.8 mm, up to 1.6 mm material thickness
Ergonomically designed grip with comfortable tension force adjustment

Accessories		
Type	Order No.	Pcs. / Pkt.
UNIFOX-CT 4,8	1212475	1
UNIFOX-CT 4,8P	1212609	1

Cable binders for use at high temperatures



The WT-HT HF ... cable binders are specially designed for high-temperature applications and offer the following features:

- Constantly high temperature resistance up to 125°C and briefly up to 145°C
- Cable binders are easy to use, thanks to their optimum geometries
- Black cable binders are UV stabilized
- Special head shape for high tensile forces
- Halogen-free/silicone-free

Designation example:
WT-HT HF 2,5X98

Cable binder width: 2.5 mm
Cable binder length: 98 mm



Cable tie length of 98 - 365 mm

General data	
Material	PA 6.6
Components	free from silicone and halogen
Inflammability class according to UL 94	V2
Temperature range	-40 ... 125 [°C]

Technical data	
Material	PA 6.6
Components	free from silicone and halogen
Inflammability class according to UL 94	V2
Temperature range	-40 ... 125 [°C]

Ordering data	
Description	Color
Cable binder , maximum bundle Ø [mm]/minimum tensile strength [N]	
21 / 80	transparent
35 / 130	transparent
50 / 130	transparent
50 / 220	transparent
79 / 220	transparent
100 / 540	transparent
Cable binder , maximum bundle Ø [mm]/minimum tensile strength [N]	
21 / 80	black
35 / 130	black
50 / 130	black
50 / 220	black
79 / 220	black
100 / 540	black

Ordering data		
Type	Order No.	Pcs. / Pkt.
WT-HT HF 2,5X98	3240780	100
WT-HT HF 3,6X140	3240782	100
WT-HT HF 3,6X200	3240784	100
WT-HT HF 4,5X200	3240786	100
WT-HT HF 4,5X290	3240788	100
WT-HT HF 7,8X365	3240792	100
WT-HT HF 2,5X98 BK	3240781	100
WT-HT HF 3,6X140 BK	3240783	100
WT-HT HF 3,6X200 BK	3240785	100
WT-HT HF 4,5X200 BK	3240787	100
WT-HT HF 4,5X290 BK	3240789	100
WT-HT HF 7,8X365 BK	3240793	100

Cable binder pliers, for plastic cable binders with a width of 2.2 - 4.8 mm, for a material thickness of up to 1.6 mm


Professional cable binder pliers, for plastic cable binders with a width of 2.2 - 4.8 mm, up to 1.6 mm material thickness

Ergonomically designed grip with comfortable tension force adjustment

Accessories		
Type	Order No.	Pcs. / Pkt.
UNIFOX-CT 4,8	1212475	1
UNIFOX-CT 4,8P	1212609	1

Cable routing, cable protection, cable bundling

Cable binders for reopening



The WT-D HF ... cable binders are ideal for temporary mounting and offer the following features:

- Can be removed easily without tools and reused
- Cable binders are easy to use, thanks to their optimum geometries
- Halogen-free/silicone-free



Cable tie length of 200 - 350 mm

General data	
Material	PA 6.6
Components	free from silicone and halogen
Inflammability class according to UL 94	V2
Temperature range	-40 ... 80 [°C]

Technical data

Material	PA 6.6
Components	free from silicone and halogen
Inflammability class according to UL 94	V2
Temperature range	-40 ... 80 [°C]

Description	Color
Cable binder , maximum bundle Ø [mm]/minimum tensile strength [N]	
50 / 220	transparent
65 / 220	transparent
100 / 220	transparent
Cable binder , maximum bundle Ø [mm]/minimum tensile strength [N]	
50 / 220	black
65 / 220	black
100 / 220	black

Ordering data

Type	Order No.	Pcs. / Pkt.
WT-D HF 7,5X200	3240712	100
WT-D HF 7,5X250	3240714	100
WT-D HF 7,5X350	3240716	100
WT-D HF 7,5X200 BK	3240713	100
WT-D HF 7,5X250 BK	3240715	100
WT-D HF 7,5X350 BK	3240717	100

Cable binders with lug for direct rivet or screw mounting



The WTE HF ... cable binders with lug for direct mounting offer the following features:

- Space saving, thanks to molded fastening lug
- Secure hold, thanks to screw or rivet fixing
- Easy to use
- Halogen-free/silicone-free
- Optimum head shape for high tensile forces
- Temperature range: briefly up to 110°C

Notes:
For corresponding cable binder pliers, see previous page.



Cable tie length of 150 - 380 mm

General data	
Material	PA 6.6
Components	free from silicone and halogen
Inflammability class according to UL 94	V2
Temperature range	-40 ... 85 [°C]

Technical data


Material	PA 6.6
Components	free from silicone and halogen
Inflammability class according to UL 94	V2
Temperature range	-40 ... 85 [°C]

Description	Color
Cable binder , maximum bundle Ø [mm]/minimum tensile strength [N]	
32 / 130 hole diameter 4.5 mm	transparent
50 / 220 hole diameter 5.2 mm	transparent
44 / 540 hole diameter 6.5 mm	transparent
75 / 540 hole diameter 6.5 mm	transparent
104 / 540 hole diameter 6.5 mm	transparent

Ordering data

Type	Order No.	Pcs. / Pkt.
WT-E HF 3,6X150	3240718	100
WT-E HF 4,8X200	3240720	100
WT-E HF 7,8X200	3240722	100
WT-E HF 7,8X300	3240724	100
WT-E HF 7,8X380	3240726	100

Cable binders with body-bound rivet for direct mounting



Notes:
For corresponding cable binder pliers, see previous page.

General data	
Material	PA 6.6
Components	free from silicone and halogen
Inflammability class according to UL 94	V2
Temperature range	-40 ... 85 [°C]

Cable tie length of 150 - 200 mm

Technical data

Material	PA 6.6
Components	free from silicone and halogen
Inflammability class according to UL 94	V2
Temperature range	-40 ... 85 [°C]


Ordering data

Description	Color	Type	Order No.	Pcs. / Pkt.
Cable binder, maximum bundle Ø [mm]/minimum tensile strength [N]				
38 / 130 hole diameter 5.2 mm	transparent	WT-R HF 3,6X150	3240801	100
50 / 220 hole diameter 6.3 mm	transparent	WT-R HF 4,8X200	3240803	100

The WT-R HF ... cable binders for straightforward direct mounting offer the following features:

- Space saving, thanks to molded body-bound rivet
- Easy to plug in and optimum hold in standard drill hole
- Optimum head shape for high tensile forces
- Halogen-free/silicone-free

Detectable cable binders



Notes:
For corresponding cable binder pliers, see previous page.

General data	
Material	PA 6.6
Components	free from silicone and halogen
Inflammability class according to UL 94	V2
Temperature range	-40 ... 85 [°C]

Cable tie length of 98 - 365 mm

Technical data

Material	PA 6.6
Components	free from silicone and halogen
Inflammability class according to UL 94	V2
Temperature range	-40 ... 85 [°C]

Ordering data

Description	Color	Type	Order No.	Pcs. / Pkt.
Cable binder, with metal portions, maximum bundle Ø [mm]/minimum tensile strength [N]				
21 / 80	blue	WT-ID HF 2,5X98 BU	3240794	100
35 / 130	blue	WT-ID HF 3,5X140 BU	3240795	100
50 / 130	blue	WT-ID HF 3,5X200 BU	3240796	100
50 / 220	blue	WT-ID HF 4,5X200 BU	3240797	100
79 / 220	blue	WT-ID HF 4,5X290 BU	3240798	100
100 / 540	blue	WT-ID HF 7,5X365 BU	3240800	100

The WT-ID HF ... cable binders are specially designed for production processes in the food, pharmaceutical, and chemical industries and offer the following features:

- High level of protection against contamination in the production process
- Detectable using X-ray units or metal detectors
- Magnetic
- Easy to see
- Corrosion-free

Installation and mounting material - CABINET add-on

Cable routing, cable protection, cable bundling

Cable binders made of stainless steel AISI 304 (V2A)



The WT-STEEL S ... cable binders are especially suited to use outdoors and in the chemical industry. They offer the following features:

- Secure, permanent attachment and a long service life
- Corrosion resistant
- Chemical resistance
- UV resistant
- Weatherproof
- Fire-proof
- Vibration-resistant
- Easy to use and self-locking
- Anti-magnetic
- Halogen-free/silicone-free

Notes:
For corresponding stainless steel cable markers, see page 222.



Cable tie length of 150 - 1067 mm



General data	
Material	Stainless steel 1.4301/AISI 304
Temperature range	-80 ... 538 [°C]

Technical data		
Stainless steel 1.4301/AISI 304		
-80 ... 538		

Description	Color
Cable binder , made of stainless steel (AISI 304), width 4.6 mm, maximum bundle Ø [mm]/minimum tensile strength [N]	
30 / 890	silver
50 / 890	silver
69 / 890	silver
102 / 890	silver
152 / 890	silver
203 / 890	silver
254 / 890	silver
305 / 890	silver
Cable binder , made of stainless steel (AISI 304), width 7.9 mm, maximum bundle Ø [mm]/minimum tensile strength [N]	
69 / 1335	silver
102 / 1335	silver
152 / 1335	silver
203 / 1335	silver
254 / 1335	silver
305 / 1335	silver

Ordering data


Type	Order No.	Pcs. / Pkt.
WT-STEEL S 4,6X150	3240807	100
WT-STEEL S 4,6X201	3240808	100
WT-STEEL S 4,6X259	3240809	100
WT-STEEL S 4,6X360	3240810	100
WT-STEEL S 4,6X520	3240811	100
WT-STEEL S 4,6X679	3240812	100
WT-STEEL S 4,6X838	3240723	100
WT-STEEL S 4,6X1067	3240805	100
WT-STEEL S 7,9X259	3240814	100
WT-STEEL S 7,9X360	3240815	100
WT-STEEL S 7,9X520	3240816	100
WT-STEEL S 7,9X679	3240817	100
WT-STEEL S 7,9X838	3240725	100
WT-STEEL S 7,9X1067	3240813	100

Cable binder pliers , for steel cable binders with a width of up to 7.9 mm, for a material thickness of up to 0.3 mm

Accessories		
UNIFOX-CT M 7,9	1212610	1



**Cable binders made of stainless steel
AISI 316 (V4A)**



- The WT-STEEL SH ... cable binders are especially suited to use with aggressive chemicals and in onshore and offshore areas. They offer the following features:
- Secure, permanent attachment with long service life
 - Corrosion resistant when exposed to aggressive chemicals, e.g., acids, salt fog, and sea water
 - UV resistant
 - Weatherproof
 - Fire-proof
 - Vibration-resistant
 - Easy to use
 - Anti-magnetic
 - Halogen-free/silicone-free



Cable tie length of 150 - 1067 mm



General data	
Material	Stainless steel 1.4401/AISI 316
Temperature range	-80 ... 538 [°C]

Technical data

Material	Stainless steel 1.4401/AISI 316
Temperature range	-80 ... 538

Description	Color
Cable binder , made of stainless steel (AISI 316), width 4.6 mm, maximum bundle Ø [mm]/minimum tensile strength [N]	
30 / 890	silver
50 / 890	silver
69 / 890	silver
102 / 890	silver
152 / 890	silver
203 / 890	silver
254 / 890	silver
305 / 890	silver
Cable binder , made of stainless steel (AISI 316), width 7.9 mm, maximum bundle Ø [mm]/minimum tensile strength [N]	
69 / 1335	silver
102 / 1335	silver
152 / 1335	silver
203 / 1335	silver
254 / 1335	silver
305 / 1335	silver

Ordering data

Type	Order No.	Pcs. / Pkt.
WT-STEEL SH 4,6X150	3240820	100
WT-STEEL SH 4,6X201	3240821	100
WT-STEEL SH 4,6X259	3240822	100
WT-STEEL SH 4,6X360	3240823	100
WT-STEEL SH 4,6X520	3240824	100
WT-STEEL SH 4,6X679	3240825	100
WT-STEEL SH 4,6X838	3240727	100
WT-STEEL SH 4,6X1067	3240818	100
WT-STEEL SH 7,9X259	3240827	100
WT-STEEL SH 7,9X360	3240828	100
WT-STEEL SH 7,9X520	3240829	100
WT-STEEL SH 7,9X679	3240830	100
WT-STEEL SH 7,9X838	3240766	100
WT-STEEL SH 7,9X1067	3240826	100

Cable binder pliers, for steel cable binders with a width of up to 7.9 mm, for a material thickness of up to 0.3 mm

Accessories

UNIFOX-CT M 7,9	1212610	1
-----------------	---------	---

Installation and mounting material - CABINET add-on

Cable routing, cable protection, cable bundling

Cable binder base, self-adhesive and/or screwable



- The WT-BASE LS ... cable binder bases are characterized by their excellent adhesive properties as well as the following:
- Easy to use
 - Cable binders can be fed through on four sides
 - Self-adhesive and optionally screwable
 - Secure hold, load can be applied after just a few minutes
 - Halogen-free/silicone-free

General data

Material	ABS
Inflammability class according to UL 94	HB
Temperature range	-40 ... 60 [°C]

Description	Color
-------------	-------

Cable binder base, for cable binders of up to 4 mm width, self-adhesive and screwable, 4 mm fixing hole, dimensions: 19 x 19 mm

transparent
black

Cable binder base, for cable binders of up to 6 mm width, self-adhesive and screwable, 4.8 mm fixing hole, dimensions: 27 x 27 mm

transparent
black



Technical data

Material	ABS
Inflammability class according to UL 94	HB
Temperature range	-40 ... 60 [°C]

Ordering data

Type	Order No.	Pcs. / Pkt.
WT-BASE LS HF 4	3240706	100
WT-BASE LS HF 4 BK	3240707	100
WT-BASE LS HF 6	3240708	100
WT-BASE LS HF 6 BK	3240709	100

Cable binder base, screwable



- Space-saving design
- Easy to use
- Cable binders can be fed through on two sides
- Halogen-free/silicone-free

General data

Material	PA 6.6
Inflammability class according to UL 94	V2
Temperature range	-40 ... 85 [°C]

Description	Color
-------------	-------

Cable binder base, for cable binders of up to 5 mm width, screwable, 3.5 mm fixing hole, dimensions: 9.5 x 15 mm

transparent
black

Cable binder base, for cable binders of up to 9 mm width, screwable, 5 mm fixing hole, dimensions: 14.6 x 22 mm

transparent
black



Technical data

Material	PA 6.6
Inflammability class according to UL 94	V2
Temperature range	-40 ... 85 [°C]

Ordering data

Type	Order No.	Pcs. / Pkt.
WT-BASE HF 5	3240702	100
WT-BASE HF 5 BK	3240703	100
WT-BASE HF 9	3240704	100
WT-BASE HF 9 BK	3240705	100

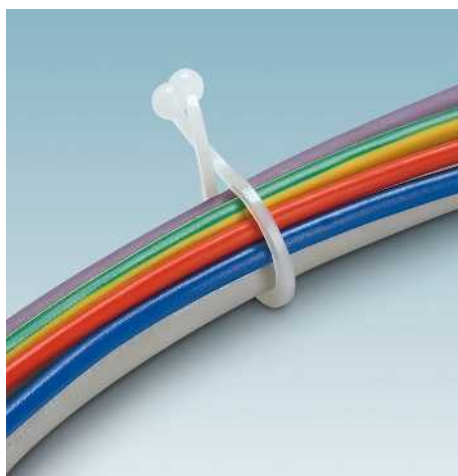
Cable binder base for direct mounting

- WT-BASE R ... with molded body-bound rivet for direct mounting in materials of up to 3 mm thickness
- WT-BASE P ... is ideally suited to use in solid panels
- Easy to use, can be directly knocked into the panel



General data		Technical data			Technical data		
Material		PA 6.6		PA 6			
Inflammability class according to UL 94		V2		HB			
Temperature range	[°C]	-40 ... 85		-10 ... 65			
Description		Ordering data			Ordering data		
	Color	Type	Order No.	Pcs. / Pkt.	Type	Order No.	Pcs. / Pkt.
Cable binder base , for cable binders of up to 8 mm width, with molded body-bound rivet, 6.5 mm drilling diameter	transparent	WT-BASE R HF 8	3240711	100			
Cable binder base , for cable binders of up to 9.5 mm width, with fins, 8 mm drilling diameter, can be knocked in	black				WT-BASE P HF 9,5 BK	3240710	100

Cable drillers, for fast and tool-free bundling of conductors and cables



- Fast and easy to use
- Can be removed again
- Reusable
- Tool-free mounting
- Ideal for temporary bundling
- Halogen-free/silicone-free



General data		Technical data		
Material		PA 6.6		
Inflammability class according to UL 94		V2		
Temperature range	[°C]	-40 ... 85		
Description		Ordering data		
	Color	Type	Order No.	Pcs. / Pkt.
Cable driller				
Bundle diameters 5.1 - 7.6 mm	transparent	WG-D HF 7,6	3241099	1000
Bundle diameters 7.6 - 10.2 mm	transparent	WG-D HF 10,2	3241101	1000
Bundle diameters 10.2 - 12.7 mm	transparent	WG-D HF 12,7	3241103	1000
Bundle diameters 12.7 - 16 mm	transparent	WG-D HF 16	3241105	1000
Bundle diameters 16 - 20.3 mm	transparent	WG-D HF 20,3	3241107	1000
Cable driller				
Bundle diameters 5.1 - 7.6 mm	black	WG-D HF 7,6 BK	3241100	1000
Bundle diameters 7.6 - 10.2 mm	black	WG-D HF 10,2 BK	3241102	1000
Bundle diameters 10.2 - 12.7 mm	black	WG-D HF 12,7 BK	3241104	1000
Bundle diameters 12.7 - 16 mm	black	WG-D HF 16 BK	3241106	1000
Bundle diameters 16 - 20.3 mm	black	WG-D HF 20,3 BK	3241108	1000

Quality in quantity



Integrated management system

The aim of the Phoenix Contact integrated management system is to coordinate all the requirements regarding products, processes, and organization.

Statutory and regulatory requirements, as well as those of international standards and our customers, are met and, in some cases, even exceeded in all phases of the product lifecycle.

The Phoenix Contact management system is monitored by internationally recognized independent bodies each year to ensure that quality, environmental protection, and safety at the workplace have been integrated in conformity with the relevant requirements. Certification in accordance with international standards ISO 9001, ISO 14001, and BS OHSAS 18001 is the result of our corporate philosophy of meeting the needs of our customers, staff, and environment as fully as possible. They serve as the basis for innovative products with the familiar high Phoenix quality standard, actively practiced environmental protection, and responsibility in the field of occupational health and safety. Of course, we integrate all further requirements of standards, international approvals or special customer requirements into company processes.

This system provides a building block for the success of the Phoenix Contact Group and its products and services.

CE marking

The CE mark was introduced as an important instrument for the free movement of goods and services within the single European market. By attaching the mark to a product, the manufacturer confirms that it complies with all applicable European Union (EU) directives. EC directives describe the product properties with regard to device safety and avoiding

danger. These are legally binding regulations of the European Union (EU). In other words, compliance with the requirements is a **statutory condition for marketing the product within the EU.**

Where applicable, the products that our company currently manufactures fall within the scope of the following directives:

- 2006/95/EC
Electrical equipment designed for use within certain voltage limits (Low-Voltage Directive)
- 2004/108/EC
Electromagnetic compatibility (EMC Directive)
- 2006/42/EC
Safety of machinery (Machinery Directive)
- 94/9/EC
Equipment and protective systems intended for use in potentially explosive areas (ATEX Directive 100a)
- 1999/5/EC
Radio equipment and telecommunications terminal equipment (R&TTE)

The standards upon which the specified directives are based have been part of our standard of development for a long time. This guarantees conformance with European directives. The numbers of the directives indicate their version at the time of publication. In the event of changes to directives and/or standards, our products will undergo conformity assessment again in good time and a new declaration of conformity will be issued simultaneously. The current declarations for each product can also be found in our Download Center.

The EMC Directive occupies a special place among the European directives listed. It defines electromagnetic compatibility as a fundamental property of devices based on mandatory guidelines. European Law therefore acknowledges the electromagnetic compatibility of devices and systems as an important condition for error-free operation of machinery and systems. Phoenix Contact is one of the leading international companies in surge protection, and therefore possesses broad expertise in EMC. This expertise and the experience gained over years of developing and applying industrial interface and communication technology have resulted in our products having an extremely high standard of quality with regard to electromagnetic compatibility. It was with a view to providing other companies with this expertise that our associate company, Phoenix Testlab, was founded. Phoenix Testlab GmbH is an independent, accredited service provider offering EMC testing that conforms to European standards. At Phoenix Testlab, devices are also tested with regard to their electrical safety,

mechanical influences, and their behavior in relation to environmental influences. Furthermore, Phoenix Testlab is a “Notified Body” in accordance with EMC Directive 2004/108/EC and according to R&TTE Directive 1999/5/EC for radio and telecommunications terminal equipment. As a “Telecom Certification Body” (TCB), Phoenix Testlab may also approve these products for markets in the USA, Canada, and Japan.

Standards and regulations

All relevant standards and regulations are used as the basis for the development and maintenance of our products.

International standards are subject to continuous changes as a result of harmonization and new developments. In line with this process, the current version of all standards that are relevant to our products is documented in the product area on our website at

www.phoenixcontact.net/products.

Online product information service on the web

Phoenix Contact's product range is growing constantly.

Due to our commitment to product monitoring, all products are subject to improvement.

The Internet is an ideal platform to quickly communicate new product developments and improvements to the market.

You can quickly access the relevant Phoenix Contact website for your region via www.phoenixcontact.com. Here, you will always find the latest overview of products, solutions, and services from Phoenix Contact. This includes technical documents, such as data sheets and user manuals, the latest driver and demo software, plus a means of contacting the appropriate contact person directly.

Materials

Polyamide (PA)

Polyamide has excellent electrical, mechanical, chemical, and thermal properties, even at high operating temperatures. Brief peak temperatures of up to 200°C are permitted as a result of heat aging stabilization. Polyamide absorbs moisture from its surroundings (2.8% on average). However, this moisture is not in the form of crystallization water in the plastic itself, but chemically bonded H₂O groups in the molecule structure. This makes the plastic flexible and resistant to breakage, even at temperatures as low as -60°C. PA belongs to inflammability class V2 to V0 as per UL 94. The polyamide used by Phoenix Contact is silicone- and halogen-free and is suitable for use at temperatures between -60°C and +125°C.

Polycarbonate (PC)

Polycarbonate has a high mechanical strength and chemical resistance. Rigidity, dimensional stability, and good heat distortion resistance are further distinguishing features of this material. Polycarbonate is used to manufacture particularly smooth and stable marking materials. The polycarbonate used by Phoenix Contact is silicone- and halogen-free. It absorbs little moisture and is suitable for use at temperatures between -40°C and +125°C.

Polycarbonate/Acrylonitrile butadiene styrene (PC/ABS)

PC/ABS blends are amorphous thermoplastics which are characterized by high impact strength potential even at low temperatures. They are resistant to acids and lyes, for example. In addition to benefiting from a high dimensional accuracy and low distortion tendency, they absorb little moisture. The products manufactured from these blends have high-gloss surfaces. Temperature range: -50°C to +90°C.

Acrylonitrile butadiene styrene (ABS)

ABS is a copolymer. It has a high impact strength and is strong and hard. The ABS used by Phoenix Contact is silicone-free and is suitable for use at temperatures between -40°C and +85°C.

Polyvinyl chloride (PVC)

PVC has a long service life. It is characterized in particular by its outstanding mechanical strength and high chemical resistance. Neither oxygen nor ozone affects PVC. The material is resistant to corrosive salt solutions and most acids. The polyvinyl chloride used by Phoenix

Contact is silicone-free and is suitable for use in temperatures between -30°C and +80°C.

Polyester

Polyester is a chemical-resistant material. It is ideally suited to printing, shaping, and punching. Polyester is resistant to UV radiation and absorbs little moisture. The polyester used by Phoenix Contact is silicone- and halogen-free. Depending on its composition, it is suitable for use in temperatures between -40°C and +150°C.

Polyolefin

Polyolefines are semi-crystalline thermoplastics, which can be easily processed as extrusion profiles (shrink sleeves). They are characterized by good chemical resistance. Silicone-free, temperature range: 55°C to +125°C.

Polyethylene (PE)

Polyethylene is a thermoplastic material which is highly resistant to acids, alkalis, and other solvents. PE absorbs hardly any moisture and has high durability and breaking elongation. Silicone- and halogen-free, temperature range: -40°C to +80°C.

Halogen-free

The term halogen-free, based on international standards for base materials for PCBs (e.g., IEC 61249-2-21, IPC 4101 C), relates to the elements chlorine and bromine in flame protection agents. This also forbids the use of flame protection agents containing halogen in accordance with DIN EN ISO 1043-4.

This means that, according to the definition in the ZVEI position paper (requirements for the use of halogen-free products in the electrical and electronics industry), no flame protection agents containing halogen or PVC are present in the components.

Inflammability classification

UL 94 V0/1/2

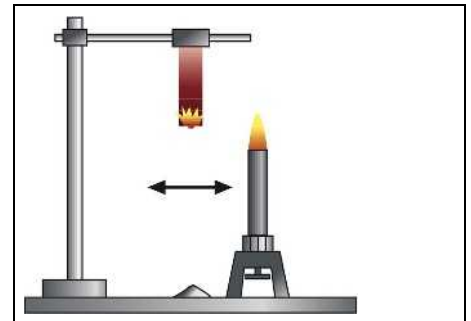
The inflammability tests for plastics have been defined by the Underwriters Laboratory (USA) in regulation UL 94. This applies to all areas of application, but in particular to electrical engineering. Inflammability of the plastic material is examined in the test laboratory in a horizontal (HB - Horizontal Burn) or vertical (V - Vertical Burn) test with a naked flame. In order of increasing resistance to combustion, the evaluation classes are HB, V1, V2, V0. Test results are listed on "yellow cards" and are published annually in the Recognized Component Directory.

The flash point, the combustion point, and the ignition point of a material are decisive with regard to behavior in fire. The tests show that the classifications of UL 94 V1/2/0 are stricter than those of UL 94 HB.

The test bar is clamped vertically and flame-treated several times. Each flame treatment lasts 10 seconds. Between the flame treatments, the time until the test bar is extinguished is measured. Afterwards, the afterburning times and the drip behavior are evaluated.

This test setup is not suitable for foils and/or very thin test objects that shrink when exposed to the heat of the flame.

Phoenix Contact only uses plastics which conform to UL 94 V1/2/0.



Test setup according to UL 94 V0/1/2

Classification

	UL 94 V0	UL 94 V1	UL 94 V2	UL 94 HB
Burning time after each flame treatment	≤ 10 s	≤ 30 s	≤ 10 s	–
Total burning time after 10 flame treatments	≤ 50 s	≤ 250 s	≤ 250 s	–
Glowing time after the 2nd flame treatment	≤ 30 s	≤ 60 s	≤ 60 s	–
Complete burn-off	No	No	No	Yes
Ignition of the absorbent cotton under the sample	No	No	Yes	–

Halogen-free flame protection

DIN EN ISO 1043-4

Halogens are the chemical elements astatine, fluorine, chlorine, bromine, and iodine. One characteristic of the halogen compounds of bromine and chlorine relates to the reduction in the degree of inflammability when used in plastics. In the event of fire, poisonous corrosive gases are formed. Secondary damage attributable in part to the water used to extinguish the fire can also be caused. For this reason, Phoenix Contact does not use any flame protection systems which contain halogen or other additives. Polyamide, polycarbonate,

polycarbonate/acrylonitrile butadiene styrene, acrylonitrile butadiene styrene, and polyolefines feature halogen-free flame protection systems.



Aging test

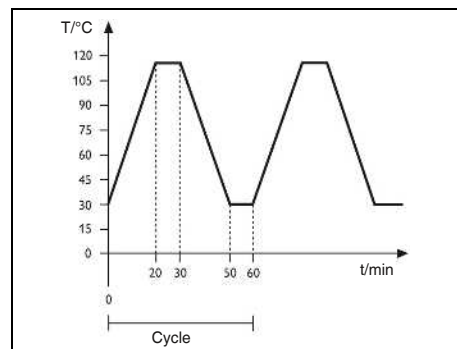
IEC 60947-7-1/-2

Modular terminal blocks are characterized, among other things, by long life cycles and their ability to safely withstand continuous temperatures of +125°C. In order to ensure that the labeling of these terminal blocks also meets these requirements, Phoenix Contact uses labeling materials with heat stabilizers.

To simulate usage over several years, the marking materials, together with the terminal blocks or conductors, are subjected to a defined temperature cycle in the climate cabinet. The minimum temperature in the climate cabinet is set to +20°C and the maximum temperature to

+120°C (+80°C for PVC). The test objects reach the maximum permissible operating temperature during the warming phase and the 10-minute pause phase. The cooling down phase follows. This test consists of a total of 192 cycles.

Without exception, Phoenix Contact marking materials are tested according to IEC 60947-7-1/-2. All plastics used also have sufficient safety reserves.



Temperature in relation to time

Resistance to oil and chemicals

In accordance with DIN EN ISO 175

Physical and/or chemical processes/reactions can occur as a result of external media, such as liquids or gases. This can result in a change to the plastic's properties. The plastic can be damaged or even destroyed. Imprints and labels can also be affected by these changes.

In order to prevent this from happening, Phoenix Contact uses only plastics and printing/labeling materials which have been tested based on DIN EN ISO 175.

Chemical	Weight %
Alkalis	
Sodium hydroxide solution	3
Potassium hydroxide solution	3
Ammonium hydroxide (ammonia water)	25
Alcohols	
Ethanol	100
1-propanol	100
2-propanol	100
Diethylene glycol	100
Aldehyde/ketones	
Ethyl acetate	100

Chemical	Weight %
Oils, greases, aliphatic, and aromatic hydrocarbons	
IRM 902	100
IRM 903	100
ASTM No.1	100
Xylol	100
Test benzene (180/220)	100
Hycut SU 68	100
Hycut SET 46	100
Shell Tellus 92	100
Aqueous salt solutions	
Sodium chloride	5
Potassium chloride	5
Ammonium chloride (ammonia solution)	100

UV light resistance

In accordance with DIN EN ISO 4892-2 and DIN EN ISO 60068-2-5

UV-B components restrict mechanical properties in plastics. As a consequence, imprints and labels can be damaged to a greater or lesser extent dependent upon the type of plastic.

Marking materials from Phoenix Contact can be stored in dry as well as humid atmospheres under UV radiation and are tested in accordance with the aforementioned standards.



Corrosion test

DIN 50018

Extreme ambient influences impose demanding requirements on components and their labeling and marking.

The following test method, based on DIN 50018, describes the corrosion test in an alternating condensation climate with an atmosphere that contains sulfur dioxide.

Two liters of distilled water and one liter of SO₂ gas are introduced into a climate cabinet. During the test and at a test temperature of 40°C, an acidic atmosphere is formed, which affects the material surfaces of the test objects. After eight hours of testing, the test objects dry for 16 hours with the door open. Finally, a microscopic visual check is performed.

All marking materials used by Phoenix Contact conform to this demanding standard and are resistant to aggressive substances.



Salt spray

IEC 60068-2-11/-52

Particularly in shipbuilding, technical components have to be marked and must remain permanently legible in corrosive atmospheres. The salt content of the air in combination with the increased humidity places high demands on the imprints and materials used. The impact of the climate at sea can be simulated on the basis of IEC 60068-2-11/-52.

The resistance of the materials in a corrosive atmosphere is tested using salt spray. The test objects are placed in the test chamber and subjected to a finely dosed spray of 5% sodium chloride solution (NaCl; pH value 6.5 - 7.2) at a temperature of +35°C for a period of 96 hours. A microscopic inspection is performed after the test.

Phoenix Contact marking materials fulfill these stringent requirements and can be used even in extreme climatic conditions.



Resistance to solvents

In accordance with EN 60464-2:2001

Markings and labels must be resistant to a variety of solvent vapors. Based on the above standard, imprints and labels are stored in acetone, n-hexane, and ethanol for a period of 10 days and must be legible at the end of this time. Phoenix Contact

marking materials are solvent-resistant and fulfill the stringent requirements.


Scratch resistance

In accordance with DIN EN ISO 1518

Labels and imprints must also be resistant to external, point, and/or linear mechanical loads.

For this reason, Phoenix Contact tests all labels and imprints for scratch resistance in accordance with the aforementioned standard. The test is carried out by applying a scratching tool with a hemispherical tip (1 mm in diameter) to the test objects. Depending on the printing procedure, a force of between 2 N and 6 N is applied. This is followed by a visual and microscopic

inspection of the test objects. Phoenix Contact marking materials fulfill these high mechanical requirements.



Resistance to abrasion

According to KIMW 003, Part 1 In-house standard of the Lüdenschied Plastics Institute

Labels and imprints must be resistant to externally applied surface loads. The aforementioned in-house standard prescribes grouping labels and imprints in load classes. A felt disk (hardness H1 according to DIN 61200) is subjected to various numbers of strokes (1000, 10,000, 30,000) with a pressure force of 1 N, 2 N, and/or 4 N. Imprints are classified into the

various load classes defined in the in-house standard on the basis of the pressure force and the number of strokes at which they sustain damage.

Phoenix Contact imprints and labels meet the requirements of the highest load class K9 (30,000 strokes with 4 N pressure force).

Abrasion and wipe resistance

According to DIN EN 61010-1

Labels and imprints must be resistant to standard industrial cleaning agents. The aforementioned standard prescribes the use of a soft cloth with water, isopropanol, petroleum ether, and n-hexane to clean labels and imprints. They must remain clearly legible after cleaning.

Phoenix Contact marking materials fulfill the stringent requirements as regards abrasion and wipe resistance and can be used in all applications.



Vibration resistance

According to IEC 60068-2-6

This test demonstrates the vibration resistance and the secure seating of the marking materials under the influence of continuous vibrations. Harmonic, sinusoidal vibrations are applied to the test object to simulate rotating, pulsating or oscillating forces. The test is performed on each of the three spatial axes (x, y, z). In the test, the object runs through a frequency range of 3 Hz to 150 Hz at a speed of one octave per minute. The r.m.s. value of the acceleration is up to 50 m/s². The test

objects are tested in the three axes for two hours each. The marking materials must not be damaged in such a way that would impair their continued use.

All Phoenix Contact marking materials meet the requirements of the standard and are particularly suitable for applications in which they are subjected to high levels of vibration.

Vibration test

According to DIN EN 61373 - broadband noise (intensity according to DIN EN 50155)

In many applications and especially in traffic technology, labeling materials are subjected to vibrations and shocks. For a practical simulation of vibration stress, the test objects are tested for vibration resistance at increasing and decreasing frequencies and amplitudes. In the test, the objects run through a frequency range of 5 Hz to 150 Hz. The r.m.s. value of the acceleration is up to 42.5 m/s^2 . The test objects are tested for five hours in each of the three axes (x, y, z). The components and

marking materials must not be damaged in such a way that would impair their continued use.

All Phoenix Contact marking materials fulfill these stringent vibration requirements.



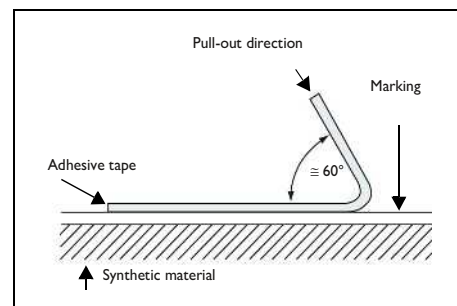
Grid test

In accordance with DIN EN ISO 2409

A Sellotape test is conducted based on DIN EN ISO 2409. A transparent strip of self-adhesive tape with an adhesive strength of $10 \pm 1 \text{ N}$ is attached to the print or label to be tested. It is then pulled away from the surface at an angle of 60° to the direction of tensile force at a speed of 1 cm/s .

There should be no marks from the print on the adhesive tape after the test.

Phoenix Contact marking materials meet the requirements of this standard. They are tough and resistant to peeling.

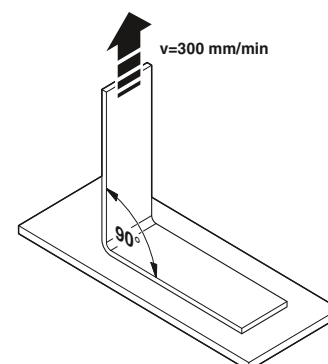


Test setup

Adhesive strength test

In accordance with FINAT test method No. 2

The purpose of this test is to compare the adhesive strength of labels on various base materials. To this end, a strip of labels (25 mm x 175 mm) is applied to the respective base material with a specified force. After a defined storage period, the strip is removed from the base material at an angle of 90° and a speed of 300 mm/min . The adhesive strength is specified in $\text{N}/25 \text{ mm}$. The test therefore enables the most suitable label for the application to be selected.



Cutting

Shear cutting


Ratchet-driven cable cutters are a quick and reliable solution for cutting conductors and cables in the upper cross-section range up to 1400 mm². Special cutting geometries help to ensure that the tool is easily accessible and can be relied upon to produce burr-free right-angle cuts. In this cutting procedure, which is also known as shear cutting, the two blades move towards and past one another and cut (shear) the material without burring. DIN 8588 describes this procedure as severing.

Bite cutting


During bite cutting, the material is severed by two wedge-shaped blades moving in opposite directions. The wedge angle set for the blades is deliberately large and stable. In addition to the hardening of the entire tool, the cutting area is subsequently hardened again inductively to 62 HRC. This makes it possible to sever even extremely hard materials such as piano wire and spring steel with a tensile strength

of up to 2300 N/mm² without damaging the tool. Bite cutting is suitable only to a limited extent for cutting through cables and lines.

The high-quality CUTFOX cutting tools from Phoenix Contact can be relied upon for long-term stability and permanently consistent results.



Shear cutting




Bite cutting

Stripping


Stripping describes removing the insulation of conductors up to 16 mm². In the case of larger conductor cross sections and multiple-wire and multi-layer conductors and cables, only the outer insulation sheath is removed. The length of the insulation to be removed varies dependent upon terminal point and connector. Removing the insulation must not damage either the individual inner wires or the braided shield. The remaining insulation must also remain intact, although pressure points on and color changes in the insulation material are permitted. Further faults that need to be prevented are stipulated in DIN IEC 60352.

Suitable blade geometries are used to process special insulation materials. V blades are used for both hard (e.g., Teflon/Radox®) and soft ductile rubber insulations (silicone).

Phoenix Contact WIREFOX automatic stripping pliers can remove insulation quickly and correctly.



Cable stripped correctly according to DIN IEC 60352



Cable stripped incorrectly according to DIN IEC 60352

Crimping/pressing/crushing

Crimping describes the joining of contact and conductor mechanically. In addition to crimping, two other terms are used dependent upon the type of deformation. A distinction is made between squeezing (for insulated cable lugs) and pressing (for ferrules and uninsulated cable lugs). Flat plugs are described as being crimped.

A number of important points must be considered in order to establish a reliable connection between contact and conductor:


- The conductor must be processed correctly
- The contact and the conductor must be compatible
- The conductor must be positioned correctly in the contact
- A suitable crimping tool must be selected

Professional crimping pliers are always equipped with a releasing pressure lock. They unlock as soon as the required crimping pressure is attained, thereby ruling out the possibility of too little


pressure. This guarantees the user a constant crimping result with maximum pull-out values.

The DIN EN 60352-1 and DIN EN 60999-1 standards are among the references used to assess crimping results. In addition to a variety of electrical and mechanical tests, conductor pull-out tests are the decisive criterion.

All Phoenix Contact crimping tools have been adjusted and tested according to valid standards. They ensure gas-tight crimping that will remain stable in the long-term.



Pressing



WM crimp

For pressing ferrules according to DIN 46228-1 and

DIN 46228-4. Areas of application for conductor sizes 10 - 50 mm².



B crimp

For pressing uninsulated flat plugs and slip-on sleeves. Areas of application for conductor sizes 0.1 - 6 mm².



Hex crimp

For pressing uninsulated tube lugs, coaxial plug-in connectors, and fiber optic plug-in connectors. Areas of application for conductor sizes 0.5 - 6 mm². Coaxial: 1.73 mm; 2.54 mm; 8.23 mm, 10.54 mm, and 10.9 mm. FO: 3.25 mm, 3.84 mm, 4.52 mm, 5.0 mm, and 5.41 mm.



Square crimp

For pressing ferrules according to DIN 46228. Areas of

application for conductor sizes 0.14 - 10 mm².



Indent/prong crimp

For pressing uninsulated cable lugs. Areas of application for conductor sizes 0.75 - 10 mm².



Trapezoid crimp

For pressing ferrules according to DIN 46228-1 and

DIN 46228-4. Areas of application for conductor sizes 0.25 - 10 mm².



Oval crimp

For pressing insulated cable lugs and connectors. Areas of application for conductor sizes 0.1 - 6 mm².



Double indent crimp


For pressing uninsulated cable lugs. Areas of application for conductor sizes 0.75 - 10 mm².

Conductor pull-out test

DIN EN 60352-2

In practice, crimping points can be affected by tensile forces during wiring or operation. Therefore, crimped contacts must offer a high degree of mechanical safety. To test the tensile load capacity of the crimp, a predefined cross-sectional tensile force is applied for a period of 60 seconds. The tensile force exerts stress on the conductor at the crimping point. The crimp must withstand the load without sustaining damage.

The test results for Phoenix Contact contacts are significantly higher than the minimum values required by the standard.



Conductor cross sections/conductor pull-out forces

Structure and dimensions of connecting cables

Conductor pull-out forces

AWG/kcmil	Metric conductor cross section [mm ²]	Comparable conductor cross section [mm ²]	Crimping sleeves DIN EN 60352-2 (11/2006) [N] ²⁾	Ferrules IEC EN 60999 ¹⁾ (up to 35 mm ²) [N] ³⁾	Ferrules IEC EN 60947-7-1 (35 mm ² and above) [N] ³⁾
30	0.0507	0.05	6		
(29)	0.0647				
28	0.0804	0.08	11		
(27)	0.102				
26	0.128	0.12	15		
(25)	0.163	0.14	18		
24	0.205	0.22	28	10	
(23)	0.259	0.25	32		
22	0.325	0.32	40	15	
(21)	0.412				
20	0.519	0.5	60	20	
(19)	0.653	0.75	85	30	
18	0.824	0.82	90	30	
(17)	1.04	1	108	35	
16	1.307	1.3	135	40	
(15)	1.651	1.5	150	40	
14	2.082	2.1	200	50	
(13)	2.627	2.5	230	50	
12	3.307	3.3	275	60	
(11)	4.169	4	310	60	
10	5.26	6	360	80	
(9)	6.633				
8	8.367	8.4	370	90	
(7)	10.55	10	380	90	
6	13.229			100	
(5)	16.767	16			
4	21.148			135	
(3)	26.667	25		156	
2	33.624	35		190	
1	42.406				236
0	53.482	50			236
00	67.43	70			285
000	85.014	95			351
0000	107.22	120			427
250 kcmil	127	120			427
300 kcmil	152	150			427
350 kcmil	177	185			503
400 kcmil	203				503
500 kcmil	253	240			578
600 kcmil	304	300			578

¹⁾ DIN 57609 has been replaced by IEC EN 60999.

²⁾ Pull-out values for open and closed crimping sleeves and insulated crimping sleeves.

³⁾ Pull-out values for ferrules, insulated and uninsulated.

Gas tightness

Corrosion-free contact areas are a prerequisite for high-performance and low-resistance connections. The corrosion test described below shows that when used correctly at contact points, Phoenix Contact crimping tools and connectors achieve a permanent gas-tight connection that remains intact even when exposed to aggressive substances.

The test method, which is based on DIN 50018, describes the corrosion test in an alternating condensation climate with an atmosphere that contains sulfur dioxide.

Two liters of distilled water and one liter of SO₂ gas are introduced into a climate cabinet. At a test temperature of 40°C, acidic compounds < Ph 7 form during the test and attack the metal surfaces. After eight hours of testing, the test objects dry for 16 hours with the door open. A visual check follows. Before and after the corrosion test, the contact resistance of the contacts is recorded according to DIN EN 60512-2-1:2002. Changes that can be attributed to the effects of corrosion are investigated.

Color codes

Conductors are marked in different colors so that different types can be identified more easily. Conductor cross sections and their corresponding color codes are listed in the table.

Conductor cross section		Color
[mm ²]	AWG	
0.1 - 0.5 0.25 - 0.75	26 - 20 24 - 18	yellow/light green green
0.5 - 1.5 1.5 - 2.5	20 - 16 16 - 14	red blue
4 - 6 10	12 - 10 8	yellow red
16 25	6 4	blue yellow

Tightening torque of terminal block screws

DIN EN 60947-1

Table 4 of the standard specifies the tightening torque to demonstrate the mechanical strength of screw connections/ screw terminal blocks.

Although these torques are sufficient for connecting conductors with Phoenix Contact terminal blocks,

the table opposite lists recommended tightening torques which differ from those in this standard and will ensure gas-tight connections that remain stable in the long term.

Phoenix Contact torque screwdrivers can be set to the corresponding torques.

Extract from DIN EN 60947-1/ EN 60947-1, Table 4

The torque according to IEC/EN and the recommended tightening torque for Phoenix Contact terminal blocks are specified.

Head screw with slot	
Thread	Torque
	[Nm]
M 1.6	0.1*
M 2.0	0.2*
M 2.5 (M 2.6)	0.4*
M 3	0.5*
M 4	1.2*
M 4.5	1.8*
M 5	2.0*
M 6	2.5*
M 8	3.5*
M 10	4.0* / 10**
M 12	14**
M 14	19**
M 16	25**
M 20	36**
M 24	50**

* Valid for nuts and screws tightened with screwdrivers.

**Valid for nuts and screws that can be tightened with tools other than screwdrivers.

Color designations

Color	Code
White	WH
Red	RD
Blue	BU
Green	GN
Yellow	YE
Gray	GY
Brown	BN
Orange	OG
Black	BK
Turquoise	TQ
Ivory	IV
Beige	BE
Olive	OL

DIN rails

DIN rails/grounding busbars






































Excerpt from IEC 60947-7-2/EN 60947-7-2/DIN EN 60947-7-2/VDE 0611-3

Phoenix Contact type	Rail profile	Material	Short circuit stability ≅ E CU conductor [mm ²]*	Short-time current resistance 1 s [kA]	Max. permissible thermal nominal current for PEN function [A]
NS 15 UNPERF 2000MM	DIN rail according to EN 60715 -15 x 5.5	Steel	10	1.2	**
NS 15 PERF 2000MM	DIN rail according to EN 60715 -15 x 5.5	Steel	10	1.2	**
NS 15-AL PERF 2000MM	DIN rail, dimensions according to EN 60715 -15 x 5.5	Aluminum	16	1.92	76
NS 32 UNPERF 2000MM	G-profile rail according to EN 60715 – G 32	Steel	35	4.2	**
NS 32 PERF 2000MM	G-profile rail according to EN 60715 – G 32	Steel	35	4.2	**
NS 32-CU/35 QMM UNPERF 2000MM	G-profile rail, dimensions according to EN 60715 – G 32	Copper	120	14.4	269
NS 32-CU/120 QMM UNPERF 2000MM	G-profile rail, similar to EN 60715 – G 32	Copper	150	18.0	309
NS 35/7,5 UNPERF 2000MM	DIN rail according to EN 60715 – 35 x 7.5	Steel	16	1.92	**
NS 35/7,5 PERF 2000MM	DIN rail according to EN 60715 – 35 x 7.5	Steel	16	1.92	**
NS 35/7,5 ZN UNPERF 2000MM	DIN rail, similar to EN 60715 – 35 x 7.5	Steel	16	1.92	**
NS 35/7,5 ZN PERF 2000MM	DIN rail, similar to EN 60715 – 35 x 7.5	Steel	16	1.92	**
NS 35/7,5 V2A UNPERF 2000MM	DIN rail, similar to EN 60715 – 35 x 7.5	Steel	16	1.92	**
NS 35/7,5-CU UNPERF 2000MM	DIN rail, similar to EN 60715 – 35 x 7.5	Copper	50	6.0	150
NS 35/7,5-AL UNPERF 2000MM	DIN rail, similar to EN 60715 – 35 x 7.5	Aluminum	35	4.2	125
NS 35/15-2,3 UNPERF 2000MM	DIN rail according to EN 60715 – 35 x 15	Steel	50	6.0	**
NS 35/15 UNPERF 2000MM	DIN rail, similar to EN 60715 – 35 x 15	Steel	25	3.0	**
NS 35/15 PERF 2000MM	DIN rail, similar to EN 60715 – 35 x 15	Steel	25	3.0	**
NS 35/15 ZN UNPERF 2000MM	DIN rail, similar to EN 60715 – 35 x 15	Steel	25	3.0	**
NS 35/15 ZN PERF 2000MM	DIN rail, similar to EN 60715 – 35 x 15	Steel	25	3.0	**
NS 35/15-CU UNPERF 2000MM	DIN rail, similar to EN 60715 – 35 x 15	Copper	95	11.4	232
NS 35/15-AL UNPERF 2000MM	DIN rail, similar to EN 60715 – 35 x 15	Aluminum	70	8.4	192

* Cross sections calculated according to IEC 60439-1/EN 60439-1/DIN EN 60439-1/VDE 0660-500.

** Grounding busbars made from steel are not permitted for the PEN function.

Overview of certification bodies and safety marks

Certification bodies and approvals		Country code	 Explosion protection	Country code	Ship classification societies	Country code
	IECEE CB Scheme (in combination with certifying body)	International	 FM Approvals	US	 Bureau Veritas	FR
CCA	CENELEC Certification Agreement (CCA inspection report) (in combination with certifying body)	EU	 DEKRA DEKRA Certification B.V.	NL	 Germanischer Lloyd AG	DE
	Canadian Standards Association (CSA)	CA	 PTB Physikalisch-Technische Bundesanstalt	DE	 Lloyd's Register EMEA	GB
 	Underwriters Laboratories Inc. (UL)	US	 QS Schaffhausen	CH	ClassNK Nippon Kaiji Kyokai	JP
 	Underwriters Laboratories Inc. (UL) - UL approval for Canada -	CA	 VTT VTT Expert Services Oy	FI	 Det Norske Veritas	NO
 	Underwriters Laboratories Inc. (UL) Combined logo - UL approval for the USA and Canada -	US CA	IBExU IBExU Institut für Sicherheitstechnik GmbH	DE	 Polski Rejestr Statków	PL
	INSIEME PER LA QUALITA'E LA SICUREZZA	IT	 TÜV Rheinland do Brasil	BR	 Russian Maritime Register of Shipping	RU
	Gosudarstvennoe Komitet Standartov (GOST)	RU	 Underwriters Laboratories Inc. (UL)	US	 Korean Register of Shipping	KR
	DEKRA Certification B.V.	NL	 TÜV Nord	DE	 American Bureau of Shipping	US
	Österreichischer Verband für Elektrotechnik	AT	 DEKRA EXAM GmbH	DE		
	South African Bureau of Standards	ZA				
	electrosuisse SEV Verband für Elektro-, Energie- und Informationstechnik	CH				
 	Verband Deutscher Elektrotechniker e.V. (VDE) - Approval of drawings - Reports with production monitoring	DE				
 	Berufsgenossenschaft (BG) GS - Geprüfte Sicherheit	DE				
	TÜV Rheinland Industrie Service GmbH	DE				

Note:

Subject to changes that serve the purpose of technical progress.

Alphabetical

Type	Order No.	Page	Type	Order No.	Page	Type	Order No.	Page	Type	Order No.	Page
			AI 0,75-8 GY-1000	3200894	445	AI 35 -18 RD	3201495	445	BG/SA	1201086	502
			AI 0,75-8 GY-B	3201372	479	AI 35 -25 RD	3200713	445	BG/SA	1201604	502
			AI 0,75-8 GY-GB	1208979	448	AI 50 -20 BU	3200454	445	BG/SH	1201099	502
			AI 0,75-8 WH	3201110	447	AI 50 -20 OL	3201178	447	BG/SHA	1201594	502
A											
A 0,25- 5	3202465	444	AI 0,75- 8 WH-B	3201576	479	AI 50 -25 BU	3200726	445	BHN 5,5	1209965	424
A 0,25- 7	3202478	444	AI 0,75-10 GY	3201288	445	AI 70 -20 YE	3201848	445	BHN 8	1209978	424
A 0,34- 7	3009202	444	AI 0,75-12 GY	3200849	445	AI 95 -25 RD	3201853	445	BHN 10	1209981	424
A 0,5 - 6	3200218	444	AI 1 - 6 RD	3200742	445	AI SORTI BOX ANT	3202973	452	BHN 13	1209994	424
A 0,5 - 8	3202481	444	AI 1 - 6 YE	3201327	447	AI SORTI BOX RD	3202960	452	BLUEMARK CLED	5147999	33
A 0,5-10	3202494	444	AI 1 - 8 RD	3200303	445	AI SORTI BOX-E LGY	3203008	452	BLUEMARK CLED CASE	5146725	33
A 0,75- 6	3200221	444	AI 1 - 8 RD -1000	3200904	445	AI-TWIN 2X 0,5- 8 WH	3200933	450	BLUEMARK CLED SET	5147400	33
A 0,75- 8	3202504	444	AI 1 - 8 RD-B	3201385	479	AI-TWIN 2X 0,75- 8 GY	3200807	450	BLUEMARK CLED SET EN	5147401	33
A 0,75-10	3200234	444	AI 1 - 8 RD-GB	1208982	448	AI-TWIN 2X 0,75-10 GY	3200975	450	BLUEMARK CLED-BASE	5146669	33
A 1 - 6	3200247	444	AI 1 - 8 YE	3201097	447	AI-TWIN 2X 1 - 8 RD	3200810	450	BLUEMARK CLED-FLUID-CARTR.	5146662	33
A 1 - 8	3202517	444	AI 1 - 8 YE-B	3201589	479	AI-TWIN 2X 1 -10 RD	3200988	450	BLUEMARK CLED-MAG 20	5146655	33
A 1 -10	3200250	444	AI 1 -10 RD	3200182	445	AI-TWIN 2X 1,5 - 8 BK	3200823	450	BLUEMARK CLED-MAG 40	5146668	33
A 1,5 - 7	3200263	444	AI 1 -10 RD-GB-1000	1208869	448	AI-TWIN 2X 1,5-10 BK	3201534	450	BLUEMARK CLED-STACKER 20	5146656	33
A 1,5-10	3200276	444	AI 1 -12 RD	3200674	445	AI-TWIN 2X 1,5-12 BK	3200991	450	BLUEMARK MAG AI-WM	5146567	175
A 1,5-12	3202588	444	AI 1,5- 6 BK	3200755	445	AI-TWIN 2X 2,5-10 BU	3200836	450	BLUEMARK MAG AI-WM 2,5	5146640	175
A 1,5-15	3202591	444	AI 1,5- 8 BK	3200043	445	AI-TWIN 2X 2,5-13 BU	3200878	450	BLUEMARK MAG EM-M (100X60)	0802742	231
A 1,5-18	3202601	444	AI 1,5- 8 BK-1000	3200917	445	AI-TWIN 2X 4 -12 GY	3201000	450	BLUEMARK MAG EM-M (27X15)	0802736	231
A 2,5 - 7	3200289	444	AI 1,5- 8 BK-B	3201398	479	AI-TWIN 2X 1 -14 YE	3201013	450	BLUEMARK MAG EM-M (27X18)	0802737	231
A 2,5-12	3200292	444	AI 1,5- 8 BK-GB-1000	3202892	448	AI-TWIN 2X10 -14 RD	3201026	450	BLUEMARK MAG EM-M (49X15)	0802738	231
A 2,5-18	3202821	444	AI 1,5- 8 RD	3201136	447	AI-TWIN 2X16 -16 BU	3202847	450	BLUEMARK MAG EM-M (60X15)	0802739	231
A 4 - 9	3200302	444	AI 1,5- 8 RD-B	3201592	479	AI-TWIN 2X0,75-8 BU	3240668	450	BLUEMARK MAG EM-M (60X30)	0802740	231
A 4 -10	3200315	444	AI 1,5-10 BK	3200195	445	AI-TWIN 2X1-12 RD	3240679	450	BLUEMARK MAG EM-M (85,6X54)	0802741	231
A 4 -18	3202834	444	AI 1,5-10 BK-GB-1000	1208872	448	AI-TWIN 2X2,5-10 GY	3240669	450	BLUEMARK MAG WM-M (29X8)	0802743	161
A 6 -10	3202520	444	AI 1,5-12 BK	3201482	445	AI-TWIN SORTI BOX BU	3202986	452	BLUEMARK MAG WM-M (40X15)	0802744	161
A 6 -12	3200328	444	AI 1,5-18 BK	3200056	445	AI-TWIN SORTI BOX GY	3202999	452	BLUEMARK MAG WM-M (60X15)	0802746	161
A 10 -12	3200331	444	AI 2,5 - 8 BU	3200522	445	AI-WM 0,5-8 WH	3240542	175	BLUEMARK MAG WM-M (D30)	0802747	161
A 10 -18	3200344	444	AI 2,5- 8 BU-1000	3200920	445	AI-WM 0,75-8 GY	3240543	175	BMK 15X 9 YE	5031605	293
A 16 -12	3200425	444	AI 2,5- 8 BU-B	3201408	479	AI-WM 1,5-8 WH	3240545	175	BMK 15X 9 YE CUS	0824229	293
A 25 -12	3200357	444	AI 2,5- 8 GY	3200069	446	AI-WM 1-8 RD	3240544	175	BMK 19X11 YE	5031582	293
A 25 -15	3200360	444	AI 2,5- 8 GY-B	3201550	479	AI-WM 2,5-8 BU	3240572	175	BMK 19X11 YE CUS	0824230	293
A 25 -18	3200373	444	AI 2,5-10 BU	3202533	445	AI-XL 1,5- 8 BK	3201916	449	BMK 20X 8 WH	0805470	293
A 25 -20	3200386	444	AI 2,5-12 BU	3200962	445	AI-XL 1,5-10 BK	3201974	449	BMK 20X 8 WH CUS	0824231	293
A 35 -18	3200399	444	AI 2,5-12 GY	3200205	446	AI-XL 2,5- 8 BU	3201929	449	BMK 20X 8 YE	5031388	293
A 35 -20	3200409	444	AI 2,5-18 BU	3200580	445	AI-XL 2,5-12 BU	3201987	449	BMK 20X 8 YE CUS	0824232	293
A/U CM	5021110	505	AI 2,5-18 GY	3200072	446	AI-XL 4 -10 GY	3201932	449	BMK 38X11 YE	5031676	293
AB-SK	3025341	525	AI 4 -10 GY	3200535	445	AI-XL 6 -12 YE	3201945	449	BMK 38X11 YE CUS	0824233	293
AB-SK 65	3026489	525	AI 4 -10 OG	3200085	446	AI-XL 10 -12 RD	3201958	449	BMKL 12X12 WH	5032361	292
AB-SK 65-D	3026900	527	AI 4 -12 GY	3200959	445	AI-XL 16 -12 BU	3201961	449	BMKL 12X12 WH CUS	0824238	292
AB-SK 65-D INSULATED	3040889	527	AI 4 -12 OG	3200438	446	AI120 -27 BU	3201822	445	BMKL 15X 9 WH	0803663	292
AB-SK TOP	3062090	524	AI 4 -18 GY	3200593	445	AK 4	0404017	510	BMKL 15X 9 WH CUS	0824239	292
AB-SK TOP INSULATED	3062074	524	AI 4 -18 OG	3200098	446	AK 16	0404033	511	BMKL 15X 9 YE	5032497	292
AB-SK-D TOP	3062100	526	AI 6 -12 BK	3201107	447	AK 35	0404046	511	BMKL 15X 9 YE CUS	0824240	292
AB-SK-D TOP INSULATED	3062087	527	AI 6 -12 GN	3200108	446	AKG 4 BK	0421032	510	BMKL 16X 6 WH	0807096	292
AB-SK/E	3026476	530	AI 6 -12 YE	3200548	445	AKG 4 BU	0421016	510	BMKL 16X 6 YE CUS	0824241	292
AB-SK/E-NS 35	3213111	530	AI 6 -18 GN	3200111	446	AKG 4 GNYS	0421029	510	BMKL 18X 6 WH	5032293	292
AB-SKS 60	3240223	525	AI 6 -18 YE	3200603	445	AKG 16 BK	0423030	511	BMKL 18X 6 WH CUS	0824242	292
AB/NS	1201141	503	AI 0,25-8 BU-B	3240250	479	AKG 16 BU	0423014	511	BMKL 18X 6,5 OG	5036147	292
AB/SKS	3240224	528	AI 0,25-8 YE-B	3240251	479	AKG 16 GNYS	0423027	511	BMKL 18X 6,5 OG CUS	0824243	292
AB/SS	0404428	508	AI 0,34-8 TQ-B	3240249	479	AKG 35 BK	0424039	511	BMKL 18X 8 WH	5032329	292
AB/SS-M	3025888	528	AI 0,5-10 WH-GB	3203150	448	AKG 35 BU	0424013	511	BMKL 18X 8 WH CUS	0824244	292
AB2/SS	0404431	508	AI 0,5-8 WH-B 3000	3240663	451	AKG 35 GNYS	0424026	511	BMKL 18X 8 YE	5032170	292
AB3/SS	0800086	508	AI 0,75-10 GY-GB	3203163	448	AP 2 CM	5022889	505	BMKL 18X 8 YE CUS	0824245	292
ABN 2/SS	0404460	508	AI 0,75-8 GY-B 3000	3240664	451	AP 2-TU	5022630	505	BMKL 19X11 YE	0800705	292
AH-ME	3240265	504	AI 1,0-8 RD-S	1212523	390	AP 3 CM	5022876	505	BMKL 19X11 YE CUS	0824246	292
AI 0,25- 6 BU	3203040	447	AI 1,5-8 BK-B 2500	3240666	451	AP 3-TNS 35	5022672	505	BMKL 20X 8 WH	5032280	292
AI 0,25- 6 YE	3203024	445	AI 1,5-8 BK-S	1212524	391	AP 3-TU	5022656	505	BMKL 20X 8 WH CUS	0824247	292
AI 0,25- 8 YE	3203037	447	AI 1-8 RD-B 3000	3240665	451	AP-ES	5022685	505	BMKL 20X 8 YE	5032138	292
AI 0,25-12 BU	3200632	445	AI 10 -12 BN	3200124	446	AP-ME	3034361	504	BMKL 20X 8 YE CUS	0824248	292
AI 0,34- 6 TQ	3203053	447	AI 10 -12 IV	3201068	447	AP-ME CM	3034345	504	BMKL 25X 8 WH	5032332	292
AI 0,34- 8 TQ	3203066	447	AI 10 -12 RD	3200551	445	APH-ME	3034374	504	BMKL 25X 8 WH CUS	0824249	292
AI 0,34-12 TQ	3200645	447	AI 10 -18 BN	3200137	446	APK 1	5022795	507	BMKL 25X12 WH	5032374	292
AI 0,5 - 6 OG	3201301	447	AI 10 -18 RD	3200616	445	APK-HP	5022818	507	BMKL 25X12 WH CUS	0824250	292
AI 0,5 - 6 WH	3200687	445	AI 16 -12 BU	3200564	445	APK-TU	5022805	507	BMKL 26,8X6,8 WH	0807106	292
AI 0,5 - 8 OG	3201123	447	AI 16 -12 GN	3201152	447	APT-ME	3034358	504	BMKL 26,8X6,8 WH CUS	0824251	292
AI 0,5 - 8 OG-B	3201563	479	AI 16 -12 IV	3201181	446	ASD BIT SET HN	1209952	443	BMKL 26X10 YE	0811516	292
AI 0,5 - 8 WH	3200014	445	AI 16 -18 BU	3200629	445	AZK 35	0702997	509	BMKL 26X10 YE CUS	0824252	292
AI 0,5 - 8 WH -1000	3200881	445	AI 16 -18 GN	3201330	447				BMKL 27X 8 SR	0803702	292
AI 0,5 - 8 WH-B	3201369	479	AI 2,5-8 BU-B 1500	3240667	451				BMKL 27X 8 SR CUS	0824253	292
AI 0,5 - 8 WH-GB	1208966	448	AI 25 -16 BK	3200412	446				BMKL 27X12,5 SR	0803676	292
AI 0,5-10 WH	3201275	445	AI 25 -16 BN	3201084	447				BMKL 27X12,5 SR CUS	0824254	292
AI 0,5-12 WH	3200506	445	AI 25 -16 YE	3200577	445				BMKL 27X18 SR	0803689	292
AI 0,75- 6 GY	3200690	445	AI 25 -18 YE	3201505	445	B			BMKL 27X18 SR CUS	0824255	292
AI 0,75- 6 WH	3201314	447	AI 25 -22 BK	3200739	446	B-STIFT	1051993	49	BMKL 27X27 SR	0803692	292
AI 0,75- 8 BU	3200027	446	AI 25 -22 YE	3200700	445	BF 6,3	1209936	424	BMKL 27X27 SR CUS	0824256	292
AI 0,75- 8 BU-B	3201547	479	AI 35 -16 BE	3201071	447	BG/F	1201060	502	BMKL 50X12 WH	5032387	292
AI 0,75- 8 GY	3200519	445	AI 35 -16 RD	3200441	445	BG/F 1	1201112	502	BMKL 50X12 WH CUS	0824257	292

Type	Order No.	Page	Type	Order No.	Page	Type	Order No.	Page	Type	Order No.	Page
BMKL 64X16 WH	0821807	292	C-RC 16/M5 DIN	3240094	454	C-SCF 1,5/6,3X0,8	3240156	462	CD 25X60	3240191	545
BMKL 64X16 WH CUS	0824259	292	C-RC 16/M6 DIN	3240095	454	C-SCF 1/2,8X0,5	3240152	462	CD 25X60 BU	3240303	545
BMKL 64X16 YE	0821810	292	C-RC 16/M8 DIN	3240096	454	C-SCF 1/2,8X0,8	3240153	462	CD 25X60 WH	3240618	545
BMKL 64X16 YE CUS	0824260	292	C-RC 185/M10 DIN	3240131	455	C-SCF 2,5/4,8X0,5	3240157	462	CD 25X80	3240197	545
BMKL 64X34 WH	5032400	292	C-RC 185/M12 DIN	3240132	455	C-SCF 2,5/4,8X0,8	3240158	462	CD 25X80 BU	3240304	545
BMKL 64X34 WH CUS	0824261	292	C-RC 185/M16 DIN	3240133	455	C-SCF 2,5/6,3X0,8	3240159	462	CD 25X80 WH	3240619	545
			C-RC 2,5/M10 DIN	3240082	454	C-SCF 6/6,3X0,8	3240160	462	CD 30X100	3240283	545
			C-RC 2,5/M3 DIN	3240076	454	C-SCFFI 1,5/2,8X0,5	3240534	464	CD 30X100 BU	3240308	545
			C-RC 2,5/M3,5 DIN	3240077	454	C-SCFFI 1,5/2,8X0,8	3240535	464	CD 30X100 WH	3240623	545
			C-RC 2,5/M4 DIN	3240078	454	C-SCFFI 1,5/4,8X0,5	3240536	464	CD 30X40	3240278	545
			C-RC 2,5/M5 DIN	3240079	454	C-SCFFI 1,5/4,8X0,8	3240537	464	CD 30X40 BU	3240305	545
			C-RC 2,5/M6 DIN	3240080	454	C-SCFFI 1,5/6,3X0,8	3240538	464	CD 30X40 WH	3240620	545
C-BCI 1,5/2,8	3240015	461	C-RC 2,5/M8 DIN	3240081	454	C-SCFFI 2,5/4,8X0,5	3240539	464	CD 30X60	3240280	545
C-BCI 1,5/4,6	3240568	461	C-RC 240/M10 DIN	3240134	455	C-SCFFI 2,5/4,8X0,8	3240540	464	CD 30X60 BU	3240306	545
C-BCI 2,5/2,8	3240046	461	C-RC 240/M12 DIN	3240135	455	C-SCFFI 2,5/6,3X0,8	3240547	464	CD 30X60 WH	3240621	545
C-BCI 2,5/4,6	3240569	461	C-RC 240/M16 DIN	3240136	455	C-SCFFI 6/6,3X0,8	3240541	464	CD 30X80	3240282	545
C-BCI 6/2,8	3240047	461	C-RC 25/M10 DIN	3240102	454	C-SCFI 1,5/2,8X0,5	3240048	463	CD 30X80 BU	3240307	545
C-BCI 6/4,6	3240570	461	C-RC 25/M12 DIN	3240103	454	C-SCFI 1,5/2,8X0,8	3240049	463	CD 30X80 WH	3240622	545
C-BCSI 1,5/9X2,8	3240531	461	C-RC 25/M16 DIN	3240104	454	C-SCFI 1,5/4,8X0,5	3240050	463	CD 40X100	3240294	545
C-BCSI 2,5/9X2,8	3240532	461	C-RC 25/M5 DIN	3240099	454	C-SCFI 1,5/4,8X0,8	3240051	463	CD 40X100 BU	3240312	545
C-BCSI 6/10X2,8	3240546	461	C-RC 25/M6 DIN	3240100	454	C-SCFI 1,5/6,3X0,8	3240052	463	CD 40X100 WH	3240627	545
C-BCSI 6/18X4,5	3240533	461	C-RC 25/M8 DIN	3240101	454	C-SCFI 2,5/4,8X0,8	3240053	463	CD 40X40	3240189	545
C-FC 1,5/M3	3240137	458	C-RC 35/M10 DIN	3240107	454	C-SCFI 2,5/4,8X0,8	3240054	463	CD 40X40 BU	3240309	545
C-FC 1,5/M3,5	3240138	458	C-RC 35/M12 DIN	3240108	454	C-SCFI 2,5/6,3X0,8	3240055	463	CD 40X40 WH	3240624	545
C-FC 1,5/M4	3240139	458	C-RC 35/M16 DIN	3240109	454	C-SCFI 6/6,3X0,8	3240056	463	CD 40X60	3240192	545
C-FC 1,5/M5	3240140	458	C-RC 35/M6 DIN	3240105	454	C-SCFMI 1,5/6,3X0,8	3240529	464	CD 40X60 BU	3240310	545
C-FC 1,5/M6	3240141	458	C-RC 35/M8 DIN	3240106	454	C-SCFMI 2,5/6,3X0,8	3240530	464	CD 40X60 WH	3240625	545
C-FC 2,5/M3	3240142	458	C-RC 50/M10 DIN	3240112	454	C-SCMI 1,5/6,3X0,8	3240161	462	CD 40X80	3240198	545
C-FC 2,5/M3,5	3240143	458	C-RC 50/M12 DIN	3240113	454	C-SCM 2,5/6,3X0,8	3240162	462	CD 40X80 BU	3240311	545
C-FC 2,5/M4	3240144	458	C-RC 50/M16 DIN	3240114	454	C-SCMI 1,5/6,3X0,8	3240058	463	CD 40X80 WH	3240626	545
C-FC 2,5/M5	3240145	458	C-RC 50/M6 DIN	3240110	454	C-SCMI 2,5/6,3X0,8	3240059	463	CD 60X100	3240263	545
C-FC 2,5/M6	3240146	458	C-RC 50/M8 DIN	3240111	454	C-SCMI 6/6,3X0,8	3240060	463	CD 60X100 BU	3240316	545
C-FC 2,5/M8	3240147	458	C-RC 6/M10 DIN	3240087	454	CARRIER-EMLP 22 (27X12,5)	0828985	297	CD 60X100 WH	3240631	545
C-FC 6/M4	3240148	458	C-RC 6/M12 DIN	3240088	454	CARRIER-EMLP 22 (27X15)	0828986	297	CD 60X40	3240190	545
C-FC 6/M5	3240149	458	C-RC 6/M4 DIN	3240083	454	CARRIER-EMLP 22 (27X18)	0828987	297	CD 60X40 BU	3240313	545
C-FC 6/M6	3240150	458	C-RC 6/M5 DIN	3240084	454	CARRIER-EMLP 22 (27X27)	0828988	297	CD 60X40 WH	3240628	545
C-FC 6/M8	3240151	458	C-RC 6/M6 DIN	3240085	454	CARRIER-EMLP 22 (27X8)	0828984	297	CD 60X60	3240193	545
C-FCI 1,5/M3	3240032	459	C-RC 6/M8 DIN	3240086	454	CARRIER-EMP (1000X15) COVER	0829520	298	CD 60X60 BU	3240314	545
C-FCI 1,5/M3,5	3240033	459	C-RC 70/M10 DIN	3240117	454	CARRIER-EMP (1000X15) GY	0829366	298	CD 60X60 WH	3240629	545
C-FCI 1,5/M4	3240034	459	C-RC 70/M6 DIN	3240115	454	CARRIER-EMP (1000X15) TR	0829530	298	CD 60X80	3240199	545
C-FCI 1,5/M5	3240035	459	C-RC 70/M8 DIN	3240116	454	CARRIER-EMP (17X15)	0827450	296	CD 60X80 BU	3240315	545
C-FCI 1,5/M6	3240036	459	C-RC 95/M10 DIN	3240121	454	CARRIER-EMP (27X15)	0827451	296	CD 60X80 WH	3240630	545
C-FCI 2,5/M3	3240037	459	C-RC 95/M12 DIN	3240122	454	CARRIER-EMP (49X15)	0827452	296	CD 80X100	3240264	545
C-FCI 2,5/M3,5	3240038	459	C-RC 95/M8 DIN	3240120	454	CARRIER-EMP (60X15)	0827453	296	CD 80X100 BU	3240321	545
C-FCI 2,5/M4	3240039	459	C-RCEI 1,5/M3	3241201	457	CARRIER-EMP (60X30)	0827454	296	CD 80X100 WH	3240636	545
C-FCI 2,5/M5	3240040	459	C-RCEI 1,5/M3,5	3241202	457	CARRIER-EMP (85,6X54)	0829365	296	CD 80X25	3240281	545
C-FCI 2,5/M6	3240041	459	C-RCEI 1,5/M4	3241203	457	CARRIER-EMP 22 (27X12,5)	0827446	296	CD 80X25 BU	3240317	545
C-FCI 6/M4	3240042	459	C-RCEI 1,5/M5	3241204	457	CARRIER-EMP 22 (27X15)	0827447	296	CD 80X25 WH	3240632	545
C-FCI 6/M5	3240043	459	C-RCEI 1,5/M6	3241205	457	CARRIER-EMP 22 (27X18)	0827448	296	CD 80X40	3240335	545
C-FCI 6/M6	3240044	459	C-RCEI 2,5/M3,5	3241206	457	CARRIER-EMP 22 (27X27)	0827449	296	CD 80X40 BU	3240318	545
C-FCI 6/M8	3240045	459	C-RCEI 2,5/M4	3241207	457	CARRIER-EMP 22 (27X8)	0827445	296	CD 80X40 WH	3240633	545
C-JCI 1,5	3240061	465	C-RCEI 2,5/M5	3241208	457	CARRIER-TM 300	0828282	110	CD 80X60	3240194	545
C-JCI 2,5	3240062	465	C-RCEI 2,5/M6	3241209	457	CARRIER-TMD 300	0828693	110	CD 80X60 WH	3240634	545
C-JCI 6	3240063	465	C-RCEI 2,5/M8	3241210	457	CARRIER-TMH 300	0830670	110	CD 80X80	3240200	545
C-PCEI 1,5/2	3241215	460	C-RCEI 6/M10	3241214	457	CARRIER/L-EMP (1000X15) GY	0829559	298	CD 80X80 BU	3240320	545
C-PCEI 2,5/2	3241216	460	C-RCEI 6/M5	3241211	457	CARRIER/L-EMP (1000X15) TR	0829560	298	CD 80X80 WH	3240635	545
C-PCEI 6/2	3241217	460	C-RCEI 6/M6	3241212	457	CD 100X100	3240205	545	CD COVER 100	3240289	545
C-PCI 1,5/2	3240064	460	C-RCEI 6/M8	3241213	457	CD 100X100 BU	3240325	545	CD COVER 100 BU	3240328	545
C-PCI 2,5/2	3240066	460	C-RCI 1,5/M3	3240016	456	CD 100X100 WH	3240640	545	CD COVER 100 WH	3240643	545
C-PCI 6/2,7	3240068	460	C-RCI 1,5/M3,5	3240017	456	CD 100X40	3240279	545	CD COVER 120	3240290	545
C-RC 1/M2,5 DIN	3240069	454	C-RCI 1,5/M4	3240018	456	CD 100X40 BU	3240322	545	CD COVER 120 BU	3240329	545
C-RC 1/M3 DIN	3240070	454	C-RCI 1,5/M5	3240019	456	CD 100X40 WH	3240637	545	CD COVER 120 WH	3240644	545
C-RC 1/M3,5 DIN	3240071	454	C-RCI 1,5/M6	3240020	456	CD 100X60	3240195	545	CD COVER 25	3240285	545
C-RC 1/M4 DIN	3240072	454	C-RCI 10/M10	3240222	456	CD 100X60 BU	3240323	545	CD COVER 25 BU	3240330	545
C-RC 1/M5 DIN	3240073	454	C-RCI 10/M5	3240219	456	CD 100X60 WH	3240638	545	CD COVER 25 WH	3240645	545
C-RC 1/M6 DIN	3240074	454	C-RCI 10/M6	3240220	456	CD 100X80	3240201	545	CD COVER 30	3240295	545
C-RC 1/M8 DIN	3240075	454	C-RCI 10/M8	3240221	456	CD 100X80 BU	3240324	545	CD COVER 30 BU	3240331	545
C-RC 10/M10 DIN	3240092	454	C-RCI 2,5/M3	3240021	456	CD 100X80 WH	3240639	545	CD COVER 30 WH	3240646	545
C-RC 10/M12 DIN	3240093	454	C-RCI 2,5/M3,5	3240022	456	CD 120X60	3240196	545	CD COVER 40	3240286	545
C-RC 10/M5 DIN	3240089	454	C-RCI 2,5/M4	3240023	456	CD 120X60 BU	3240326	545	CD COVER 40 BU	3240332	545
C-RC 10/M6 DIN	3240090	454	C-RCI 2,5/M5	3240024	456	CD 120X60 WH	3240641	545	CD COVER 40 WH	3240647	545
C-RC 10/M8 DIN	3240091	454	C-RCI 2,5/M6	3240025	456	CD 120X80	3240202	545	CD COVER 60	3240287	545
C-RC 120/M10 DIN	3240125	455	C-RCI 2,5/M8	3240026	456	CD 120X80 BU	3240327	545	CD COVER 60 BU	3240333	545
C-RC 120/M12 DIN	3240126	455	C-RCI 6/M10	3240031	456	CD 120X80 WH	3240642	545	CD COVER 60 WH	3240648	545
C-RC 120/M8 DIN	3240124	455	C-RCI 6/M4	3240027	456	CD 25X25	3240187	545	CD COVER 80	3240288	545
C-RC 150/M10 DIN	3240128	455	C-RCI 6/M5	3240028	456	CD 25X25 BU	3240301	545	CD COVER 80 BU	3240334	545
C-RC 150/M12 DIN	3240129	455	C-RCI 6/M6	3240029	456	CD 25X25 WH	3240616	545	CD COVER 80 WH	3240649	545
C-RC 150/M16 DIN	3240130	455	C-RCI 6/M8	3240030	456	CD 25X40	3240188	545	CD WR	3240284	543
C-RC 16/M10 DIN	3240097	454	C-SCF 1,5/4,8X0,5	3240154	462	CD 25X40 BU	3240302	545	CD-HF 100X100	3240364	543
C-RC 16/M12 DIN	3240098	454	C-SCF 1,5/4,8X0,8	3240155	462	CD 25X40 WH	3240617	545	CD-HF 100X40	3240361	543

Index

Alphabetical

Type	Order No.	Page	Type	Order No.	Page	Type	Order No.	Page	Type	Order No.	Page
CD-HF 100X60	3240362	543	CES-LTPG-GY-26	0801699	538	CF 1000-10-TOOLKIT 4/10-12	1212458	481	CMS-P1-PLOTTER-COVER	5144806	44
CD-HF 100X80	3240363	543	CES-LTPG-GY-27	0801700	538	CF 1000-10-TOOLKIT 6/12	1212459	481	CMS-P1-PLOTTER-KIT	5144628	44
CD-HF 120X60	3240365	543	CES-LTPG-GY-28	0801701	538	CF 1000-COVER	1208306	480	CMS-P1-PREPLATES	5145135	44
CD-HF 120X80	3240366	543	CES-LTPG-GY-29	0801702	538	CF 1000-TOOLKIT 0,34/ 6	1208212	480	CMS-P1-WMU-ADAPTER	5144822	46
CD-HF 25X25	3240340	543	CES-LTPG-GY-30	0801703	538	CF 1000-TOOLKIT 0,34/ 8	1208225	480	CMS-PEN 0,25	5067815	47
CD-HF 25X40	3240341	543	CES-LTPG-GY-31	0801705	538	CF 1000-TOOLKIT 2,5/ 8	1208241	480	CMS-PEN 0,35	5067828	47
CD-HF 25X60	3240342	543	CES-LTPG-GY-32	0801706	538	CF 1000-TOOLKIT 4,0/10	1208270	480	CMS-PEN 0,50	5067831	47
CD-HF 25X80	3240343	543	CES-LTPG-GY-33	0801707	538	CF 3000 AB 0,25	1212380	478	CMS-R-FLUID-TR-C2	5146752	47
CD-HF 30X100	3240347	543	CES-SFFS-H	0801728	535	CF 3000 AM 0,5	1205587	478	CMS-R-SET-TR	5146751	47
CD-HF 30X40	3240344	543	CES-SRC-BK	0801718	536	CF 3000 AM 0,75	1205590	478	CRIMPFOX 10	1212721	395
CD-HF 30X60	3240345	543	CES-SRG-BK	0801670	536	CF 3000 AM 1,0	1205600	478	CRIMPFOX 10S	1212045	396
CD-HF 30X80	3240346	543	CES-SRG-BK-10	0801620	536	CF 3000 AM 1,5	1205613	478	CRIMPFOX 2,5-M	1212719	392
CD-HF 40X100	3240351	543	CES-SRG-BK-11	0801618	536	CF 3000 AM 2,5	1205626	478	CRIMPFOX 25R	1212039	397
CD-HF 40X40	3240348	543	CES-SRG-BK-12	0801617	536	CF 3000 LOC 0,25	1212377	478	CRIMPFOX 25R/DIE	1212040	397
CD-HF 40X60	3240349	543	CES-SRG-BK-13	0801616	536	CF 3000 LOC 0,5	1205639	478	CRIMPFOX 50R	1212041	397
CD-HF 40X80	3240350	543	CES-SRG-BK-14	0801615	536	CF 3000 LOC 0,75	1205642	478	CRIMPFOX 50R/DIE	1212042	397
CD-HF 60X100	3240355	543	CES-SRG-BK-15	1410563	536	CF 3000 LOC 1,0	1205655	478	CRIMPFOX 6	1212034	393
CD-HF 60X40	3240352	543	CES-SRG-BK-16	1410576	536	CF 3000 LOC 1,5	1205668	478	CRIMPFOX 6-M	1212037	393
CD-HF 60X60	3240353	543	CES-SRG-BK-17	1410589	536	CF 3000 LOC 2,5	1205671	478	CRIMPFOX 6/DIE	1212035	393
CD-HF 60X80	3240354	543	CES-SRG-BK-1ASI-L	1410042	537	CF 3000-2,5	1205477	478	CRIMPFOX 6H	1212046	396
CD-HF 80X100	3240360	543	CES-SRG-BK-1ASI-R	0801667	537	CF 3000-2,5 120V	1205516	478	CRIMPFOX 6S-F	1212043	393
CD-HF 80X25	3240357	543	CES-SRG-BK-2	0801635	536	CF 3000-TOOLKIT 0,25	1212376	478	CRIMPFOX 6T	1212037	394
CD-HF 80X40	3240357	543	CES-SRG-BK-2ASI-LL	1410055	537	CF 500-120V	1208351	474	CRIMPFOX 6T-F	1212038	395
CD-HF 80X60	3240358	543	CES-SRG-BK-2ASI-LR	0801669	537	CF 500-230V	1208348	474	CRIMPFOX MT 2,5	1204038	411
CD-HF 80X80	3240359	543	CES-SRG-BK-2ASI-RR	0801668	537	CF 500/COV	1212250	474	CRIMPFOX MT 2,5 DIE	1208050	411
CD-HF COVER 100	3240367	543	CES-SRG-BK-2X3	1410398	537	CF 500/COV AI 6	1212254	474	CRIMPFOX-C 10P/DIE	1212739	415
CD-HF COVER 120	3240368	543	CES-SRG-BK-2X4	1410408	537	CF 500/COV AI TWIN	1212266	474	CRIMPFOX-C D	1212734	414
CD-HF COVER 25	3240369	543	CES-SRG-BK-2X5	0801657	537	CF 500/COV FBS	1212462	474	CRIMPFOX-C MMJ/DIE	1212740	415
CD-HF COVER 30	3240370	543	CES-SRG-BK-2X6	0801664	537	CF 500/COV RC 10	1212252	474	CRIMPFOX-C RJ11/DIE	1212735	415
CD-HF COVER 40	3240371	543	CES-SRG-BK-2X7	1410084	537	CF 500/COV RCI	1212255	474	CRIMPFOX-C RJ22/DIE	1212736	415
CD-HF COVER 60	3240372	543	CES-SRG-BK-2X8	1410097	537	CF 500/COV RCT 2,5	1212253	474	CRIMPFOX-C RJ45/DIE	1212737	415
CD-HF COVER 80	3240373	543	CES-SRG-BK-2X9	1410411	537	CF 500/COV SC	1212251	474	CRIMPFOX-C RJ45U/DIE	1212738	415
CES-B10-HFFS-PLBK	0801663	534	CES-SRG-BK-3	0801633	536	CF 500/DIE AI 6	1212238	475	CRIMPFOX-C120	1212318	403
CES-B10-SF-PLBK	0801655	535	CES-SRG-BK-4	0801632	536	CF 500/DIE AI 25	1212239	475	CRIMPFOX-C120 AI 50/F-DIE	1212337	403
CES-B10-SFC-M	0801645	535	CES-SRG-BK-4X3	0801665	537	CF 500/DIE AI 50	1212261	475	CRIMPFOX-C120 AI 70/F-DIE	1212338	403
CES-B10-SFFS-PLBK	0801660	535	CES-SRG-BK-4X4	0801666	537	CF 500/DIE AI-TWIN 10	1212262	475	CRIMPFOX-C120 AI 70/M-DIE	1212335	403
CES-B10-WRG-BK	0801725	534	CES-SRG-BK-4X5	1410107	537	CF 500/DIE FBS	1212461	475	CRIMPFOX-C120 AI 95/F-DIE	1212339	403
CES-B16-HFFS-PLBK	0801662	534	CES-SRG-BK-4X6	1410152	537	CF 500/DIE RC 10	1212244	475	CRIMPFOX-C120 AI 95/M-DIE	1212336	403
CES-B16-SF-PLBK	0801651	535	CES-SRG-BK-5	0801630	536	CF 500/DIE RC 16	1212257	475	CRIMPFOX-C120 R25-50/DIE	1212324	403
CES-B16-SFC-M	0801642	535	CES-SRG-BK-6	0801628	536	CF 500/DIE RCI 1,5	1212263	475	CRIMPFOX-C120 R35-70/DIE	1212325	403
CES-B16-SFFS-PLBK	0801659	535	CES-SRG-BK-7	0801627	536	CF 500/DIE RCI 6	1212240	475	CRIMPFOX-C120 R95/DIE	1212326	403
CES-B16-WRG-BK	0801726	534	CES-SRG-BK-8	0801625	536	CF 500/DIE SC 1,5	1212241	475	CRIMPFOX-C120 RC 35/F-DIE	1212332	403
CES-B24-HFFS-PLBK	0801661	534	CES-SRG-BK-9	0801622	536	CF 500/DIE SC 6	1212242	475	CRIMPFOX-C120 RC 50/F-DIE	1212333	403
CES-B24-SF-PLBK	0801647	535	CES-STPG-GY	0801715	538	CF 500/DIE TC 4	1212237	475	CRIMPFOX-C120 RC 70/F-DIE	1212334	403
CES-B24-SFC-M	0801641	535	CES-STPG-GY-10	0801682	538	CF 500/DIE TC 10	1212260	475	CRIMPFOX-C120 RC 70/M-DIE	1212331	403
CES-B24-SFFS-PLBK	0801658	535	CES-STPG-GY-11	0801683	538	CF 500/LOC SCF 2,8/1,5	1212249	474	CRIMPFOX-C120 RCI 10/DIE	1212327	403
CES-B24-WRG-BK	0801727	534	CES-STPG-GY-12	0801684	538	CF 500/LOC SCF 4,8/2,5	1212248	474	CRIMPFOX-C120 RCI 16/DIE	1212328	403
CES-LRC-BK	0801719	536	CES-STPG-GY-13	0801685	538	CF 500/LOC SCF 6,3/6	1212247	474	CRIMPFOX-C120 RCI 25/DIE	1212329	403
CES-LRG-BK	0801671	536	CES-STPG-GY-14	0801686	538	CF 500/LOC SCM 6,3/2,5	1212264	474	CRIMPFOX-C120 RCI 35/DIE	1212330	403
CES-LRG-BK-15	0801619	536	CES-STPG-GY-15	1410521	538	CF CRIMPHANDY 1,0	1212465	390	CRIMPFOX-C120 RCT 120-1/DIE	1212323	403
CES-LRG-BK-16	0801621	536	CES-STPG-GY-16	1410534	538	CF CRIMPHANDY 1,5	1212466	391	CRIMPFOX-C120 RCT 35-1/DIE	1212320	403
CES-LRG-BK-17	0801624	536	CES-STPG-GY-17	1410547	538	CF CRIMPHANDY/ACCU	1212518	390	CRIMPFOX-C120 RCT 50-1/DIE	1212321	403
CES-LRG-BK-18	0801626	536	CES-STPG-GY-1ASI-L	1410068	539	CF CRIMPHANDY/CHARGER	1212519	390	CRIMPFOX-C120 RCT 70-1/DIE	1212319	403
CES-LRG-BK-19	0801629	536	CES-STPG-GY-1ASI-R	0801712	539	CF-10 CUTTER KNIFE SET	1207284	470	CRIMPFOX-C120 RCT 95-1/DIE	1212322	403
CES-LRG-BK-20	0801631	536	CES-STPG-GY-2	0801672	538	CF-10 WHEEL SET	1207271	470	CRIMPFOX-C50	1212340	403
CES-LRG-BK-21	0801634	536	CES-STPG-GY-2ASI-LL	1410071	539	CLIP-PROJECT ADVANCED	5146040	26	CRIMPFOX-C50 R25-35/DIE	1212349	403
CES-LRG-BK-22	0801637	536	CES-STPG-GY-2ASI-LR	0801714	539	CLIP-PROJECT PROFESSIONAL	5146053	27	CRIMPFOX-C50 R35-50/DIE	1212350	403
CES-LRG-BK-23	0801638	536	CES-STPG-GY-2ASI-RR	0801713	539	CLIPFIX 15	3022263	498	CRIMPFOX-C50 R50-70/DIE	1212351	403
CES-LRG-BK-24	0801639	536	CES-STPG-GY-2X3	1410424	539	CLIPFIX 35	3022218	498	CRIMPFOX-C50 RC 25/F-DIE	1212344	403
CES-LRG-BK-25	0801640	536	CES-STPG-GY-2X4	1410438	539	CLIPFIX 35-5	3022276	498	CRIMPFOX-C50 RC 35/F-DIE	1212345	403
CES-LRG-BK-26	0801643	536	CES-STPG-GY-2X5	0801708	539	CMS-DISPOSABLE-PEN 0,25 TR	5146685	47	CRIMPFOX-C50 RC 35/M-DIE	1212343	403
CES-LRG-BK-27	0801644	536	CES-STPG-GY-2X6	0801709	539	CMS-DISPOSABLE-PEN 0,35 TR	5146686	47	CRIMPFOX-C50 RCI 10/DIE	1212346	403
CES-LRG-BK-28	0801646	536	CES-STPG-GY-2X7	1410110	539	CMS-INK-TR-C5	5146684	47	CRIMPFOX-C50 RCI 16/DIE	1212347	403
CES-LRG-BK-29	0801648	536	CES-STPG-GY-2X8	1410123	539	CMS-P1-M/BN-ZB	5144725	46	CRIMPFOX-C50 RCI 25/DIE	1212348	403
CES-LRG-BK-30	0801650	536	CES-STPG-GY-2X9	1410440	539	CMS-P1-M/GPE	5144754	46	CRIMPFOX-C50 RCT 35-1/DIE	1212341	403
CES-LRG-BK-31	0801653	536	CES-STPG-GY-3	0801673	538	CMS-P1-M/GPE ENGRAVING	5145711	46	CRIMPFOX-C50 RCT 50-1/DIE	1212342	403
CES-LRG-BK-32	0801654	536	CES-STPG-GY-4	0801674	538	CMS-P1-M/GPE-PAD	5144880	46	CRIMPFOX-CATV 8,23	1212716	409
CES-LRG-BK-33	0801656	536	CES-STPG-GY-4X3	0801710	539	CMS-P1-MLBHZ	5144738	46	CRIMPFOX-CATV 8,23-1	1212717	409
CES-LTPG-GY	0801716	538	CES-STPG-GY-4X4	0801711	539	CMS-P1-M/PAB	5144741	46	CRIMPFOX-CX 10,54	1212097	408
CES-LTPG-GY-15	0801687	538	CES-STPG-GY-4X5	1410136	539	CMS-P1-M/SS-ZB	5144712	46	CRIMPFOX-CX 10,90	1212098	408
CES-LTPG-GY-16	0801688	538	CES-STPG-GY-4X6	1410149	539	CMS-P1-M/ZB	5144699	46	CRIMPFOX-CX 10,90-1	1212715	408
CES-LTPG-GY-17	0801689	538	CES-STPG-GY-5	0801675	538	CMS-P1-M/ZBF	5144709	46	CRIMPFOX-CX 4,52	1212094	408
CES-LTPG-GY-18	0801690	538	CES-STPG-GY-6	0801676	538	CMS-P1-M/ZBFM	5144686	46	CRIMPFOX-CX 4,52-M	1212713	408
CES-LTPG-GY-19	0801691	538	CES-STPG-GY-7	0801677	538	CMS-P1-M/ZBFM-PAD	5144848	46	CRIMPFOX-CX 5,41-M	1212712	408
CES-LTPG-GY-20	0801692	538	CES-STPG-GY-8	0801679	538	CMS-P1-M/ZBM	5144660	46	CRIMPFOX-CX 6,48	1212095	408
CES-LTPG-GY-21	0801693	538	CES-STPG-GY-9	0801680	538	CMS-P1-PAD	5144819	46	CRIMPFOX-CX 6,48-M	1212714	408
CES-LTPG-GY-22	0801695	538	CF 1000 EM	1205215	480	CMS-P1-PAD/SPARE	5144893	46	CRIMPFOX-CX 7,06 HD-M	1212718	408
CES-LTPG-GY-23	0801696	538	CF 1000-1,5	1208199	480	CMS-P1-PENDEPOT					

Type	Order No.	Page	Type	Order No.	Page	Type	Order No.	Page	Type	Order No.	Page
CRIMPFOX-FO 5,41	1212099	409	CUTFOX 12	1212128	364	EML (10X7)R CUS	0824290	272	EML (70X32)R SR CUS	0824341	273
CRIMPFOX-HS 6	1212722	399	CUTFOX 16 VDE	1212126	367	EML (10X7)R YE	0816676	271	EML (70X32)R YE	0817073	271
CRIMPFOX-M	1212072	412	CUTFOX 18	1212129	364	EML (10X7)R YE CUS	0824291	273	EML (70X32)R YE CUS	0824342	271
CRIMPFOX-M 10/DIE	1212080	413	CUTFOX 25	1212130	365	EML (15X9)R	0815677	270	EML (70X50)R	0817099	270
CRIMPFOX-M 25/DIE	1212081	413	CUTFOX 25 VDE	1212127	367	EML (15X9)R CUS	0824294	272	EML (70X50)R CUS	0824343	272
CRIMPFOX-M 50/DIE	1212082	413	CUTFOX 35	1212131	365	EML (15X9)R SR	0816032	271	EML (70X50)R SR	0817086	271
CRIMPFOX-M CX-1/DIE	1212087	413	CUTFOX 45	1212132	364	EML (15X9)R SR CUS	0824295	273	EML (70X50)R SR CUS	0824344	271
CRIMPFOX-M CX-2/DIE	1212088	413	CUTFOX 50 STEEL	1212526	364	EML (15X9)R YE	0816045	271	EML (76,2X6,5)RL YE	0816207	271
CRIMPFOX-M CX-3/DIE	1212089	413	CUTFOX 52	1212133	364	EML (15X9)R YE CUS	0824296	273	EML (76,2X6,5)RL YE CUS	0824345	273
CRIMPFOX-M CX-4/DIE	1212745	413	CUTFOX 62	1212134	365	EML (16,5X5)R	0816702	270	EML (90X5)R	0817109	270
CRIMPFOX-M CX-5/DIE	1212746	413	CUTFOX FB	1205985	366	EML (16,5X5)R CUS	0824297	272	EML (90X5)R CUS	0824346	272
CRIMPFOX-M CX-6/DIE	1212747	413	CUTFOX-CD	1212474	371	EML (16,5X5)R YE	0816728	271	EML (D17,5)R	0815774	270
CRIMPFOX-M CX-7/DIE	1212748	413	CUTFOX-ES	1212621	364	EML (16,5X5)R YE CUS	0824298	273	EML (D17,5)R CUS	0824347	272
CRIMPFOX-M CX-8/DIE	1212749	413	CUTFOX-FBS	1212124	366	EML (16,5X5)RL	0816113	270	EML (100X40)R	0800286	270
CRIMPFOX-M HS-1/DIE	1212282	413	CUTFOX-LB VDE	1212527	367	EML (16,5X5)RL YE	0816126	271	EML (100X40)R CUS	0802698	272
CRIMPFOX-M HS/DIE	1219092	413	CUTFOX-S VDE	1212207	367	EML (16X7)R	0818001	270	EML (100X40)R SR	0802697	271
CRIMPFOX-M RC 10-1/DIE	1212744	413	CUTFOX-SP VDE	1212206	367	EML (16X7)R CUS	0824301	272	EML (100X40)R SR CUS	0828993	273
CRIMPFOX-M RC 10/DIE	1212077	413				EML (16X7)R YE	0816731	271	EML (15X6)R YE	0819288	271
CRIMPFOX-M RC 2,5/DIE	1212078	413				EML (16X7)R YE CUS	0824302	273	EML (15X6)R YE CUS	0824348	273
CRIMPFOX-M RC 6/DIE	1212079	413				EML (17,5X8)R	0816744	270	EML (18X7)RL YE	0802733	271
CRIMPFOX-M RCI 2,5/DIE	1212074	413				EML (17,5X8)R CUS	0824303	272	EML (18X7)RL YE CUS	0802734	273
CRIMPFOX-M RCI 6/DIE	1212073	413				EML (17,5X8)R YE	0816757	271	EML (24X3)R	0830291	109
CRIMPFOX-M RJ1/DIE	1212091	413				EML (17,5X8)R YE CUS	0824304	273	EML (24X4)R	0800061	109
CRIMPFOX-M RJ45/DIE	1212090	413				EML (17,5X8)RL YE	0816139	271	EML (25,4X12,7)RL	0816087	270
CRIMPFOX-M SC 1/DIE	1212083	413	DUSPOL EXPERT	1209091	434	EML (19X6)R	0816760	270	EML (40X6)R	0830481	213
CRIMPFOX-M SC 2,5/DIE	1212084	413				EML (19X6)R CUS	0824306	272	EML (40X6)R YE	0830482	213
CRIMPFOX-M SC 6-FL/DIE	1212741	413				EML (20X7)R YE	0816773	271	EML (40X6)R CUS	0830487	213
CRIMPFOX-M SC 6/DIE	1212085	413				EML (20X7)R YE CUS	0824308	273	EML (40X6)R YE CUS	0830488	213
CRIMPFOX-M SCA 2,5-1/DIE	1212743	413				EML (20X8)R	0816786	270	EML (50X10)R	0830483	213
CRIMPFOX-M SCA 2,5/DIE	1212742	413				EML (20X8)R CUS	0824309	272	EML (50X10)R CUS	0830489	213
CRIMPFOX-M SET	1212093	412				EML (20X8)R YE	0816799	271	EML (50X10)R YE	0830484	213
CRIMPFOX-M SR 6-1/DIE	1212471	413				EML (20X8)R YE CUS	0824310	273	EML (50X10)R YE CUS	0830490	213
CRIMPFOX-M SR 6-2/DIE	1212472	413	E/AL-NS 35	1201662	499	EML (21,5X21,5)R SR	0816812	271	EML (75X10)R	0830485	213
CRIMPFOX-M SR 6-3/DIE	1212473	413	E/MBK	1401637	499	EML (21,5X21,5)R SR CUS	0824312	273	EML (75X10)R CUS	0830491	213
CRIMPFOX-M TC 10/DIE	1212076	413	E/MSK 1	1421659	499	EML (25,4X12,7)R	0816825	270	EML (75X10)R YE	0830486	213
CRIMPFOX-M TC 4/DIE	1212075	413	E/NS 35 N	0800986	499	EML (25,4X12,7)R CUS	0824313	272	EML (75X10)R YE CUS	0830492	213
CRIMPFOX-RC 10	1212061	401	E/UK	1201442	498	EML (25,4X12,7)R YE	0816838	271	EML-ESD (15X15)R	0830566	284
CRIMPFOX-RC 2,5	1212063	400	E/UK 1	1201413	498	EML (25,4X12,7)R YE CUS	0824314	273	EML-ESD (15X15)R CUS	0830590	285
CRIMPFOX-RC 2,5-M	1212723	400	EA 4	0805360	506	EML (26,5X12)R SR	0816854	271	EML-ESD (15X15)RL-T	0830578	285
CRIMPFOX-RC 25	1212065	401	EA 5	1024014	506	EML (26,5X12)R SR CUS	0824315	273	EML-ESD (15X6)R	0830565	284
CRIMPFOX-RC 6	1212710	401	EA 5-WS	1024085	506	EML (26,5X17,5)R SR	0816883	271	EML-ESD (15X6)R CUS	0830589	285
CRIMPFOX-RC 6-M	1212724	400	EA 7	1024250	506	EML (26,5X17,5)R SR CUS	0824318	273	EML-ESD (15X6)RL-T	0830577	285
CRIMPFOX-RCI 1	1212055	398	EA 11	1024263	506	EML (26,5X17,5)R YE	0816896	271	EML-ESD (20X7)R	0830567	284
CRIMPFOX-RCI 1-M	1212727	398	EC 10	3240176	515	EML (26,5X17,5)R YE CUS	0824319	273	EML-ESD (20X7)R CUS	0830591	285
CRIMPFOX-RCI 2,5	1212053	398	EC 10 BK	3240177	515	EML (26,5X18,5)R SR	0816906	271	EML-ESD (20X7)RL-T	0830579	285
CRIMPFOX-RCI 2,5-M	1212728	398	EC 16	3240179	515	EML (26,5X18,5)R SR CUS	0824320	273	EML-ESD (24X4)R	0830568	284
CRIMPFOX-RCI 6	1212057	399	EC 16 BK	3240180	515	EML (26,5X26,5)R SR	0816919	271	EML-ESD (24X4)R CUS	0830592	285
CRIMPFOX-RCI 6-1	1212059	399	EC 16 P TR	3240182	513	EML (26,5X26,5)R SR CUS	0824321	273	EML-ESD (24X4)RL-T	0830580	285
CRIMPFOX-RCI 6-M	1212730	399	EC 2,5 P TR	3240167	512	EML (26,5X7,5)R SR	0816841	271	EML-ESD (25,4X12,7)R	0830570	284
CRIMPFOX-RCI DIN 6	1212729	399	EC 25	3240183	515	EML (26,5X7,5)R SR CUS	0824322	273	EML-ESD (25,4X12,7)R CUS	0830594	285
CRIMPFOX-RCT 16	1212731	402	EC 25 BK	3240184	515	EML (30X20)R	0816922	270	EML-ESD (25,4X12,7)RL-T	0830582	285
CRIMPFOX-RCT 25-1	1212066	402	EC 4	3240168	514	EML (30X20)R CUS	0824323	272	EML-ESD (25X8)R	0830569	284
CRIMPFOX-RCT 70	1212732	402	EC 4 BK	3240169	514	EML (30X20)R YE	0816935	271	EML-ESD (25X8)R CUS	0830593	285
CRIMPFOX-SC 1,5	1212048	404	EC 4 P TR	3240171	513	EML (30X20)R YE CUS	0824324	273	EML-ESD (25X8)RL-T	0830581	285
CRIMPFOX-SC 1,5-M	1212725	404	EC 6	3240172	514	EML (37XE)RL TR	0815716	270	EML-ESD (32X10)R	0830571	284
CRIMPFOX-SC 1,5/DIE	1212049	404	EC 6 BK	3240173	514	EML (38,1X19)RL	0816171	270	EML-ESD (32X10)R CUS	0830595	285
CRIMPFOX-SC 6	1212050	405	EC 6 P TR	3240175	513	EML (38,1X19)RL CUS	0824327	272	EML-ESD (32X10)RL-T	0830583	285
CRIMPFOX-SC 6/DIE	1212051	405	EK 116	0401010	509	EML (38X17)R	0816951	270	EML-ESD (35X6,5)R	0830572	284
CRIMPFOX-SC 6L	1212052	405	EK 135	0401023	509	EML (38X17)R CUS	0824328	272	EML-ESD (35X6,5)R CUS	0830596	285
CRIMPFOX-SCA 2,5-M	1212726	405	EM-DUO 120/15	5600461	519	EML (40X15)R SR	0815729	271	EML-ESD (35X6,5)RL-T	0830584	285
CRIMPFOX-SR 6-1	1212467	410	EM-DUO/120/15/GFI	5600462	519	EML (40X15)R SR CUS	0824329	273	EML-ESD (40X15)R	0830573	284
CRIMPFOX-SR 6-2	1212468	410	EMG 45-SD-D/LA/SI	2943738	518	EML (40X25)R	0818027	270	EML-ESD (40X15)R CUS	0830597	285
CRIMPFOX-SR 6-3	1212469	410	EMG 45-SD-D/LA/SI YE	2940825	518	EML (40X25)R CUS	0824330	272	EML-ESD (40X15)RL-T	0830585	285
CRIMPFOX-TC 10	1212114	406	EMG 90-2SD-D/LA	2941523	518	EML (40X25)R YE	0816977	271	EML-ESD (45X5)R	0830574	284
CRIMPFOX-TC 10/DIE	1212296	406	EML (100X73)R	0817125	270	EML (40X25)R YE CUS	0824331	273	EML-ESD (45X5)R CUS	0830598	285
CRIMPFOX-TC 4	1212113	406	EML (100X73)R CUS	0824282	272	EML (40X8)R	0816980	270	EML-ESD (45X5)RL-T	0830586	285
CRIMPFOX-TC 4/DIE	1212295	406	EML (100X73)R SR	0817112	271	EML (40X8)R CUS	0824332	272	EML-ESD (50X10)R	0830575	284
CRIMPFOX-TC MP	1212510	407	EML (100X73)R SR CUS	0824283	273	EML (50,8X25,4)RL	0816184	270	EML-ESD (50X10)R CUS	0830599	285
CRIMPFOX/SR-1	1212069	392	EML (100X73)R YE	0817138	271	EML (50,8X25,4)RL CUS	0824333	272	EML-ESD (50X10)RL-T	0830587	285
CRIMPFOX/SR-3	1212036	393	EML (100X73)R YE CUS	0824282	273	EML (51X25)R	0817028	270	EML-ESD (50X10)R CUS	0830564	284
CRIMPFOX/SR-2	1212047	396	EML (100X90)R	0817154	270	EML (51X25)R CUS	0824335	272	EML-ESD (8X8)R CUS	0830588	285
CRIMPSET 6	1202072	441	EML (100X90)R CUS	0824285	272	EML (51X25)R SR	0817002	271	EML-ESD (8X8)RL-T	0830576	285
CRIMPSET 6/25 LEER	1204041	441	EML (100X90)R SR	0817141	271	EML (51X25)R SR CUS	0824336	273	EML-HA (100X73)R	0830731	281
CRIMPSET 25	1202580	441	EML (100X90)R SR CUS	0824286	273	EML (51X25)R YE	0817031	271	EML-ESD (100X73)R CUS	0830739	280
CUTFOX 10	1206829	470	EML (100XE)RL SR	0815787	271	EML (51X25)R YE CUS	0824337	273	EML-HA (100X73)R SR	0830735	281
CUTFOX 10 120V	1206832	470	EML (101,6X25,4)RL SR	0815790	271	EML (69,8X31,8)RL	0816197	270	EML-HA (100X73)R SR CUS	0830743	281
CUTFOX 10 BAR	1208416	470	EML (101,6X25,4)RL SR CUS	0824288	273	EML (70X32)R	0824339	272	EML-HA (100X90)R	0830732	280
CUTFOX 10 C-UN	1208393	470	EML (10X4)R	0815583	270	EML (70X32)R CUS	0817060	270	EML-HA (100X90)R CUS	0830740	281
CUTFOX 10 R-C	1208403	470	EML (10X4)R CUS	0824289	272	EML (70X32)R SR	0824340	272	EML-HA (100X90)R SR	0830736	281
CUTFOX 100	1212135	365	EML (10X7)R	0816663	270		0817057	271	EML-HA (100X90)R SR CUS	0830744	281

Index

Alphabetical

Type	Order No.	Page	Type	Order No.	Page	Type	Order No.	Page	Type	Order No.	Page
EML-HA (15X9)R	0830600	280	EML-HT (45X5)R CUS	0830166	283	EMLP (17,5X12)R	0819466	274	EMLP-AL (60X30)	0830513	231
EML-HA (15X9)R CUS	0830622	281	EML-HT (45X5)RL-T	0830661	283	EMLP (17,5X12)R CUS	0824355	274	EMLP-AL (60X30) CUS	0830521	231
EML-HA (15X9)R SR	0830611	281	EML-HT (50X10)R	0800338	282	EMLP (17,5X15)R	0802684	274	EMLP-AL (85,6X54)	0830514	231
EML-HA (15X9)R SR CUS	0830633	281	EML-HT (50X10)R CUS	0830167	283	EMLP (17,5X15)R CUS	0802690	274	EMLP-AL (85,6X54) CUS	0830522	231
EML-HA (19X6)R	0830601	280	EML-HT (50X10)RL-T	0830662	283	EMLP (17,5X15)R SR	0802685	274	EMLPR (100X30)	0800362	301
EML-HA (19X6)R CUS	0830623	281	EML-HT (8X8)R	0800340	282	EMLP (17,5X15)R SR CUS	0802691	274	EMLPR (26,5X14,5)	0800546	297
EML-HA (19X6)R SR	0830612	281	EML-HT (8X8)R CUS	0830169	283	EMLP (17X7)R	0826844	274	EMLPR (26,5X17,5)	0800360	297
EML-HA (19X6)R SR CUS	0830634	281	EML-HT (8X8)RL-T	0830651	283	EMLP (17X7)R CUS	0827083	274	EMLPR (26,5X26,5)	0800361	297
EML-HA (20X20)R	0830602	280	EML-HT (D12)R	0801376	282	EMLP (20X7)R	0819479	274	EMLPR (30X40)	0800359	301
EML-HA (20X20)R CUS	0830624	281	EML-RM (15X15)R	0830530	286	EMLP (20X7)R CUS	0824356	274	EMLPR (80X42)	0800357	301
EML-HA (20X20)R SR	0830613	281	EML-RM (15X15)R CUS	0830554	287	EMLP (20X8)R	0819482	274	EMLPR (80X60)	0800358	301
EML-HA (20X20)R SR CUS	0830635	281	EML-RM (15X15)RL-T	0830542	287	EMLP (20X8)R CUS	0824357	274	EMLS (15X9)R SR	0800347	288
EML-HA (26,5X12)R	0830603	280	EML-RM (15X6)R	0830529	286	EMLP (22X12)R	0819495	274	EMLS (15X9)R SR CUS	0830175	289
EML-HA (26,5X12)R CUS	0830625	281	EML-RM (15X6)R CUS	0830553	287	EMLP (22X12)R CUS	0824358	274	EMLS (19X6)R SR	0800343	288
EML-HA (26,5X12)R SR	0830614	281	EML-RM (15X6)RL-T	0830541	287	EMLP (22X22)R SR	0825528	274	EMLS (19X6)R SR CUS	0830171	289
EML-HA (26,5X12)R SR CUS	0830636	281	EML-RM (20X7)R	0830531	286	EMLP (22X22)R SR CUS	0827475	274	EMLS (20X20)R SR	0800344	288
EML-HA (40X15)R	0830605	280	EML-RM (20X7)R CUS	0830555	287	EMLP (27X12,5)R SR	0819521	274	EMLS (20X20)R SR CUS	0830172	289
EML-HA (40X15)R CUS	0830627	281	EML-RM (20X7)RL-T	0830543	287	EMLP (27X12,5)R SR CUS	0824359	274	EMLS (26,5X12)R SR	0800353	288
EML-HA (40X15)R SR	0830616	281	EML-RM (24X4)R	0830532	286	EMLP (27X18)R SR	0819534	274	EMLS (26,5X12)R SR CUS	0830179	289
EML-HA (40X15)R SR CUS	0830638	281	EML-RM (24X4)R CUS	0830556	287	EMLP (27X18)R SR CUS	0824360	274	EMLS (38,1X19)R SR	0800354	288
EML-HA (40X8)R	0830604	280	EML-RM (24X4)RL-T	0830544	287	EMLP (27X27)R SR	0827467	274	EMLS (38,1X19)R SR CUS	0830180	289
EML-HA (40X8)R CUS	0830626	281	EML-RM (25,4X12,7)R	0830534	286	EMLP (27X27)R SR CUS	0827469	274	EMLS (40X15)R SR	0800345	288
EML-HA (40X8)R SR	0830615	281	EML-RM (25,4X12,7)R CUS	0830558	287	EMLP (27X8)R SR	0819518	274	EMLS (40X15)R SR CUS	0830173	289
EML-HA (40X8)R SR CUS	0830637	281	EML-RM (25,4X12,7)RL-T	0830546	287	EMLP (27X8)R SR CUS	0824361	274	EMLS (40X8)R SR	0800348	288
EML-HA (51X25)R	0830729	280	EML-RM (25X8)R	0830533	286	EMLP (45X15)R	0801820	274	EMLS (40X8)R SR CUS	0830176	289
EML-HA (51X25)R CUS	0830737	281	EML-RM (25X8)R CUS	0830557	287	EMLP (45X15)R CUS	0828990	274	EMLS (60X30)R SR	0800355	288
EML-HA (51X25)R SR	0830733	281	EML-RM (25X8)RL-T	0830545	287	EMLP (45X15)R SR	0819547	274	EMLS (60X30)R SR CUS	0830181	289
EML-HA (51X25)R SR CUS	0830741	281	EML-RM (32X10)R	0830535	286	EMLP (45X15)R SR CUS	0824362	274	EMLS (70X150)R SR	0800351	288
EML-HA (60X30)R	0830606	280	EML-RM (32X10)R CUS	0830559	287	EMLP (45X25)R	0802727	274	EMLS (70X150)R SR CUS	0830178	289
EML-HA (60X30)R CUS	0830628	281	EML-RM (32X10)RL-T	0830547	287	EMLP (45X25)R CUS	0802730	274	EMLS (70X32)R SR	0800346	288
EML-HA (60X30)R SR	0830617	281	EML-RM (35X6,5)R	0830536	286	EMLP (60X30)R	0819505	274	EMLS (70X32)R SR CUS	0830174	289
EML-HA (60X30)R SR CUS	0830639	281	EML-RM (35X6,5)R CUS	0830560	287	EMLP (60X30)R CUS	0824363	274	EMLS (76X51)R SR	0800350	288
EML-HA (70X150)R	0830608	280	EML-RM (35X6,5)RL-T	0830548	287	EMLP (60X30)R SR	0801729	274	EMLS (76X51)R SR CUS	0830177	289
EML-HA (70X150)R CUS	0830630	281	EML-RM (40X15)R	0830537	286	EMLP (60X30)R SR CUS	0830398	274	EMLS (85X32)R SR	0800356	288
EML-HA (70X150)R SR	0830619	281	EML-RM (40X15)R CUS	0830561	287	EMLP (65X25)R	0802728	274	EMLS (85X32)R SR CUS	0830182	289
EML-HA (70X150)R SR CUS	0830641	281	EML-RM (40X15)RL-T	0830549	287	EMLP (65X25)R CUS	0802731	274	EMLP-AL (27X15)	0830776	233
EML-HA (70X32)R	0830607	280	EML-RM (45X5)R	0830538	286	EMLP (EX15)R	0802686	275	EMP-AL (27X15) CUS	0830798	233
EML-HA (70X32)R CUS	0830629	281	EML-RM (45X5)R CUS	0830562	287	EMLP (EX15)R CUS	0802692	275	EMP-AL (27X18)	0830777	233
EML-HA (70X32)R SR	0830618	281	EML-RM (45X5)RL-T	0830550	287	EMLP (EX15)R SR	0802687	275	EMP-AL (27X18) CUS	0830799	233
EML-HA (70X32)R SR CUS	0830640	281	EML-RM (50X10)R	0830539	286	EMLP (EX15)R SR CUS	0802694	275	EMP-AL (49X15)	0830778	233
EML-HA (70X50)R	0830730	280	EML-RM (50X10)R CUS	0830563	287	EMLP (EX30)R	0802688	275	EMP-AL (49X15) CUS	0830800	233
EML-HA (70X50)R CUS	0830738	281	EML-RM (50X10)RL-T	0830551	287	EMLP (EX30)R CUS	0802695	275	EMP-AL (60X15)	0830779	233
EML-HA (70X50)R SR	0830734	281	EML-RM (8X8)R	0830528	286	EMLP (EX30)R SR	0802689	275	EMP-AL (60X15) CUS	0830801	233
EML-HA (70X50)R SR CUS	0830742	281	EML-RM (8X8)R CUS	0830552	287	EMLP (EX30)R SR CUS	0802696	275	EMP-AL (60X30)	0830796	233
EML-HA (76X51)R	0830609	280	EML-RM (8X8)RL-T	0830540	287	EMLP 24 (30X12)	0822301	295	EMP-AL (60X30) CUS	0830802	233
EML-HA (76X51)R CUS	0830631	281	EMLC (5,5X20)R	0817617	279	EMLP 24 (30X12) BK	0822314	295	EMP-AL (85,6X54)	0830797	233
EML-HA (76X51)R SR	0830620	281	EMLC (5,5X20)R CUS	0824350	279	EMLP 24 (30X12) BK CUS	0824365	295	EMP-AL (85,6X54) CUS	0830803	233
EML-HA (76X51)R SR CUS	0830642	281	EMLC (5,5X40)R	0817620	279	EMLP 24 (30X12) CUS	0824364	295	EMPPR (27X15)	0829535	297
EML-HA (85X32)R	0830610	280	EMLC (5,5X40)R CUS	0824351	279	EMLP 24 (30X12) SR	0822330	295	EMPPR (27X18)	0829536	297
EML-HA (85X32)R CUS	0830632	281	EMLC (15X9)R YE	0800236	279	EMLP 24 (30X12) SR CUS	0824366	295	EMSP-AL (39X15)	0830510	232
EML-HA (85X32)R SR	0830621	281	EMLC (15X9)R YE CUS	0830158	279	EMLP 24 (30X12) RD	0819550	276	EMSP-AL (39X15) CUS	0830518	232
EML-HA (85X32)R SR CUS	0830643	281	EMLC (17,5X8)R YE	0800237	279	EMLP 24 (30X12)R CUS	0824367	276	EMSP-AL (50X15)	0830773	232
EML-HT (15X15)R	0800341	282	EMLC (17,5X8)R YE CUS	0830159	279	EMLP 24 (30X12)R GN	0819589	276	EMSP-AL (50X15) CUS	0830775	232
EML-HT (15X15)R CUS	0830170	283	EMLC (20X8)R	0815680	279	EMLP 24 (30X12)R GN CUS	0824368	276	EMSP-AL (50X30)	0830502	232
EML-HT (15X15)RL-T	0830653	283	EMLC (20X8)R CUS	0824352	279	EMLP 24 (30X12)R RD	0819576	276	EMSP-AL (50X30) CUS	0830505	232
EML-HT (15X6)R	0830644	282	EMLC (20X8)R YE	0800235	279	EMLP 24 (30X12)R RD CUS	0824369	276	EMSP-AL (75,6X54)	0830503	232
EML-HT (15X6)R CUS	0830663	283	EMLC (20X8)R YE CUS	0830157	279	EMLP 24 (30X12)R SR	0819563	276	EMSP-AL (75,6X54) CUS	0830506	232
EML-HT (15X6)RL-T	0830652	283	EMLC (20X8)RL YE	0815800	279	EMLP 24 (30X12)R SR CUS	0824370	276	EMSP-AL (90X60)	0830504	232
EML-HT (20X7)R	0830645	282	EMLC (25,4X12,7)R YE	0800238	279	EMLP 30(45X10)R	0801855	277	EMSP-AL (90X60) CUS	0830507	232
EML-HT (20X7)R CUS	0830664	283	EMLC (25,4X12,7)R YE CUS	0830160	279	EMLP 30(45X10)R BK	0801858	277	EMT (10X4)R	0816235	208
EML-HT (20X7)RL-T	0830654	283	EMLC (25X8)R YE	0800240	279	EMLP 30(45X10)R BK CUS	0802009	277	EMT (10X4)R CUS	0824374	208
EML-HT (24X4)R	0830646	282	EMLC (25X8)R YE CUS	0830161	279	EMLP 30(45X10)R CUS	0802007	277	EMT (15X4)R	0817329	208
EML-HT (24X4)R CUS	0830665	283	EMLC (38X17)R YE	0800557	279	EMLP 30(45X10)R YE	0801857	277	EMT (15X4)R BU	0817332	208
EML-HT (24X4)RL-T	0830655	283	EMLC (38X17)R YE CUS	0830164	279	EMLP 30(45X10)R YE CUS	0802008	277	EMT (15X4)R BU CUS	0824376	208
EML-HT (25,4X12,7)R	0830648	282	EMLC (40X8)R	0800554	279	EMLP 32 (38X14)	0822291	295	EMT (15X4)R RD	0824375	208
EML-HT (25,4X12,7)R CUS	0830667	283	EMLC (40X8)R CUS	0830162	279	EMLP 32 (38X14) BK	0822327	295	EMT (15X4)R RD CUS	0816249	208
EML-HT (25,4X12,7)RL-T	0830657	283	EMLC (40X8)R YE	0800555	279	EMLP 32 (38X14) BK CUS	0824372	295	EMT (15X4)R RD CUS	0824377	208
EML-HT (25X8)R	0830647	282	EMLC (40X8)R YE CUS	0830163	279	EMLP 32 (38X14) CUS	0824371	295	EMT (15X4)R YE	0817358	208
EML-HT (25X8)R CUS	0830666	283	EMLC (51X25)R YE	0800558	279	EMLP 32 (38X14) SR	0822343	295	EMT (15X4)R YE CUS	0824378	208
EML-HT (25X8)RL-T	0830656	283	EMLC (51X25)R YE CUS	0830165	279	EMLP 32 (38X14) SR CUS	0824373	295	EMT (23X4)R	0817361	208
EML-HT (32X10)R	0830649	282	EMLF (108XE)R	0800549	278	EMLP-AL (100X60)	0830515	231	EMT (23X4)R CUS	0824379	208
EML-HT (32X10)R CUS	0830668	283	EMLF (108XE)R CUS	0830183	278	EMLP-AL (100X60) CUS	0830523	231	EMT (23X4)R YE	0817374	208
EML-HT (32X10)RL-T	0830658	283	EMLF (108XE)R SR	0800551	278	EMLP-AL (27X15)	0830508	231	EMT (23X4)R YE CUS	0824380	208
EML-HT (35X6,5)R	0830650	282	EMLF (108XE)R SR CUS								

Type	Order No.	Page	Type	Order No.	Page	Type	Order No.	Page	Type	Order No.	Page
EMT (29X8)R YE CUS	0824384	208	GPE 20X 8 WH	0806945	294	KMK 2	1005266	215	NS 35/15 CAP	1206573	503
EMT (40X17)R	0817293	208	GPE 20X 8 WH CUS	0824417	294	KMK 3	1005211	217	NS 35/15 CU UNPERF 2000MM	1201895	493
EMT (40X17)R CUS	0824385	208	GPE 22X12 WH	0806929	294	KMK 4	1005305	215	NS 35/15 PERF 755MM	1207679	494
EMT (103X17)R	0800039	291	GPE 22X12 WH CUS	0824418	294	KMK 5	0830746	215	NS 35/15 PERF 955MM	1207682	494
EMT (103X17)R CUS	0830238	291	GPE 22X22 SR/R	0806628	294	KMV	0806644	223	NS 35/15 PERF 1155MM	1207695	494
EMT (103X17)R TQ	0800041	291	GPE 22X22 SR/R CUS	0824419	294	KMV 44X9,6	0812007	223	NS 35/15 PERF 2000MM	1201730	494
EMT (103X17)R TQ CUS	0830239	291	GPE 27X 8 SR/R	0806877	294	KMV 44X9,6 CUS	0828494	223	NS 35/15 PERF/...	1208160	494
EMT (103X17)R YE	0800436	291	GPE 27X 8 SR/R CUS	0824420	294	KMV CUS	0828493	223	NS 35/15 UNPERF 2000MM	1201714	492
EMT (103X17)R YE CUS	0830240	291	GPE 27X 8 WH/R	0815198	294				NS 35/15 UNPERF/...	1208144	492
EMT (103X23)R	0800040	291	GPE 27X 8 WH/R CUS	0824421	294				NS 35/15 UNPERF/SO/...	1208157	492
EMT (103X23)R CUS	0830241	291	GPE 27X12,5 SR/R	0806880	294				NS 35/15 WH PERF 2000MM	0806602	495
EMT (103X23)R TQ	0800042	291	GPE 27X12,5 SR/R CUS	0824422	294				NS 35/15 WH UNPERF 2000MM	1204135	492
EMT (103X23)R TQ CUS	0830242	291	GPE 27X18 SR/R	0806893	294	L					
EMT (103X23)R YE	0800437	291	GPE 27X18 SR/R CUS	0824423	294	LM			NS 35/15 ZN PERF 2000MM	1206599	495
EMT (103X23)R YE CUS	0830243	291	GPE 27X18 WH/R	0815208	294		1004377	217	NS 35/15 ZN UNPERF 2000MM	1206586	493
EMT (31X12,5)R GY	0801612	291	GPE 27X18 WH/R CUS	0824424	294				NS 35/15-2,3 UNPERF 2000MM	1201798	493
EMT (31X12,5)R GY CUS	0830390	291	GPE 27X27 SR/R	0806903	294						
EMT (35X28)R	0801602	290	GPE 27X27 SR/R CUS	0824425	294						
EMT (35X28)R CUS	0830391	290	GPE 28X17,5 SR	0807889	294						
EMT (35X28)R YE	0801603	290	GPE 28X17,5 SR CUS	0824426	294						
EMT (35X28)R YE CUS	0830392	290	GPE 45X14 SR/R	0807009	294						
EMT (35X46)R	0801604	290	GPE 45X14 SR/R CUS	0824427	294	MARKING BOX			MARKING BOX DE CH	5147100	40
EMT (35X46)R CUS	0830393	290	GPE 45X14 WH/R	0815282	294	MARKING BOX DE CH	0801749	40	P-PEN ADAPTER	0815224	48
EMT (35X46)R YE	0801605	290	GPE 45X14 WH/R CUS	0824428	294	MARKING BOX DK DK	0801741	40	P-SS-ZB 100	1013737	298
EMT (35X46)R YE CUS	0830394	290	GPE 52X26 WH	0806958	294	MARKING BOX EN	5147101	40	P-ZB METER	1051854	298
EMT (50/28X13)R	0800049	291	GPE 52X26 WH CUS	0824429	294	MARKING BOX EN BE	0801742	40	P1 ENGRAVING UNIT	5145546	45
EMT (50/28X13)R CUS	0830245	291	GPE 60X12 RD-WH	0824202	294	MARKING BOX ES ES	0801747	40	P1 ENGRAVING VC BAG	5145559	45
EMT (50/28X13)R TQ	0800050	291	GPE 60X12 RD-WH CUS	0827720	294	MARKING BOX FR FR	0801590	40	P1 GRAVER 0.2	5145478	45
EMT (50/28X13)R TQ CUS	0830246	291	GPE 60X12 SR/R	0806631	294	MARKING BOX HU HU	0801750	40	P1 GRAVER 0.3	5145481	45
EMT (50/28X13)R YE	0800438	291	GPE 60X12 SR/R CUS	0824430	294	MARKING BOX IT IT	0801745	40	P1 GRAVER 0.4	5145494	45
EMT (50/28X13)R YE CUS	0830247	291	GPE 60X12 WH/R	0807630	294	MARKING BOX PL US	0801744	40	P1 GRAVER 0.5	5145504	45
EMT (50X26)R	0800052	290	GPE 60X12 WH/R CUS	0824431	294	MARKING BOX PT PT	0801748	40	P1 GRAVER 0.7	5145517	45
EMT (50X26)R CUS	0830248	291	GPE 60X30 WH	0806961	294	MARKING BOX RU RU	0801739	40	P1 GRAVER 1.0	5145520	45
EMT (50X26)R TQ	0800053	291	GPE 60X30 WH CUS	0824432	294	MARKING BOX SE SE	0801740	40	P1 GRAVER SET	5145533	45
EMT (50X26)R TQ CUS	0830249	291	GPE 60X30 WH/R	0815292	294	MICROFOX-E	1212494	375	P1 UC-MAG 1	5146079	46
EMT (50X26)R YE	0800054	290	GPE 60X30 WH/R CUS	0824433	294	MICROFOX-E ESD	1212485	377	P1 UC-MAG 2	5146082	46
EMT (50X26)R YE CUS	0830250	291	GPE 70X32 YE	0824215	294	MICROFOX-EO	1212495	375	P1 UC-MAG 3	5146095	46
EMT (60X15)R	0801846	208	GPE 70X32 YE CUS	0827721	294	MICROFOX-F	1212493	375	P1 UC-MAG 4	5146105	46
EMT (60X15)R CUS	0801998	208			MICROFOX-F ESD	1212484	377	P1 UC-MAG 5	5146118	46	
EMT (62X10)R	0800057	290			MICROFOX-P	1212491	375	P1 UC-MAG 6	5146121	46	
EMT (62X10)R CUS	0830251	290			MICROFOX-P ESD	1212482	377	P1 UC-MAG 7	5146568	46	
EMT (62X10)R YE	0800477	290			MICROFOX-PC	1212492	375	PAB-KTL	1013261	225	
EMT (62X10)R YE CUS	0830252	290			MICROFOX-PC ESD	1212483	377	PAB-KTL 23	1013957	225	
EMT (62X46)R	0800059	290			MICROFOX-R	1212490	375	PAB-SK 15	1013287	299	
EMT (62X46)R CUS	0830253	290	JBC 2,5/3	3240164	516	MICROFOX-R ESD	1212481	377	PAB-SK 30	1013290	299
EMT (62X46)R YE	0800478	290	JBC 2,5/5	3240165	517	MICROFOX-S ESD	1212480	376	PABL 15X4	0808260	208
EMT (62X46)R YE CUS	0830254	290	JBC 2,5/8	3240166	517	MICROFOX-SB	1212489	374	PABL 15X4 CUS	0824449	208
EMT (EX15)R	0830671	265			MICROFOX-SP	1212488	374	PATG 0/10	1013795	224	
EMT (EX15)R CUS	0830395	265			MICROFOX-SP-1	1212487	374	PATG 0/12	0827076	224	
ES-S5MK-GB 60X18	5032468	300						PATG 0/15	1013740	224	
ES-S5MK-GB 96X30	5032455	300						PATG 0/18	0820507	224	
ESL (25X6)	0801849	214						PATG 0/23	0828046	224	
								PATG 1/10	1013805	224	
ESL (60X15)	0801851	215	KDT-ST 3	3063921	540	N					
ESL 24X 4	0808231	217	KDT-ST 4	3063934	540	NLS-CU 3/10 SN 1000MM	0402174	508	PATG 1/12	0827077	224
ESL 26X 6	0808105	109	KDT-ST 5	3063947	540	NLS-CU 6/ 6 SN 1000MM	0402161	508	PATG 1/15	1013025	224
ESL 29X 8	0808257	215	KDT-ST 6	3063950	540	NS 15 AL PERF 2000MM	1401763	487	PATG 1/18	0820510	224
						NS 15 PERF 2000MM	1401682	487	PATG 1/23	1013847	224
ESL 40X17	0808095	215	KDT-ST 7	3063963	540	NS 15 PERF/...	1208102	487	PATG 1/30	0822440	224
ESL 40X17 CUS	0824403	501	KDT-ST 8	3063976	540	NS 15 UNPERF 2000MM	1401695	486	PATG 2/10	1013818	224
ESL 44X 7	0808244	501	KDT-ST 9	3063989	540	NS 15 UNPERF/...	1208089	486	PATG 2/12	0827078	224
ESL 44X 7 CUS	0824404	501	KDT-ST 10	3063992	540	NS 15 UNPERF/SO/...	1208092	486	PATG 2/15	1013038	224
			KDT-ST 11	3064001	540	NS 15 WH PERF 2000MM	1204096	487	PATG 2/18	0820523	224
			KDT-ST 12	3062016	540	NS 30/15 PERF 2000MM	3240262	547	PATG 2/23	1013850	224
			KDT-ST 13	3062029	540	NS 32 PERF 2000MM	1201002	496	PATG 2/30	0822453	224
			KDT-ST 14	3062032	540	NS 32 UNPERF 2000MM	1201015	496	PATG 3/10	1013821	224
			KDT-ST 15	3062045	540	NS 35/ 7,5 AL UNPERF 2000MM	0801704	490	PATG 3/12	0827079	224
GBS 3,5-25X12	0830290	109	KDT-ST 16	3062058	540	NS 35/ 7,5 CAP	1206560	503	PATG 3/15	1013041	224
GBS 3,5-25X3,5	0810588	109	KDT-ST 17	3062061	540	NS 35/ 7,5 CU UNPERF 2000MM	0801762	489	PATG 3/18	0820536	224
GBS 5-25X12	0829126	109	KDT-ST 2	1410220	540	NS 35/ 7,5 PERF 755MM	1207640	491	PATG 3/23	1013863	224
GBS 5-25X5											
GBS-ZB/26X6	0809298	109	KEL-EMV 16-4	3063507	540	NS 35/ 7,5 PERF 1155MM	1207666	491	PATG 3/30	0822466	224
GKM 1 GY	1750498	218	KEL-EMV 24-5	3063510	540	NS 35/ 7,5 UNPERF 2000MM	0801733	491	PATG 4/12	0827080	224
GKM 2 GY	1750485	219	KEL-EMV-F	3063523	540	NS 35/ 7,5 PERF/...	1208131	491	PATG 4/15	1013054	224
GLM 4	1201769	496	KLM	1004306	500	NS 35/ 7,5 UNPERF 2000MM	0801681	488	PATG 4/18	0820549	224
GLM 5	1201772	496	KLM 1	1004319	500	NS 35/ 7,5 UNPERF/...	1208115	488	PATG 4/23	0808011	224
GLM 6	1201785	496	KLM 2	0807575	500	NS 35/ 7,5 UNPERF/SO/...	1208128	488	PATG 4/30	0822479	224
GPE 13X 9 WH	0806932	294	KLM 3	0811969	500	NS 35/ 7,5 V2A UNPERF 2000MM	0801377	490	PATG 5/15	1013067	224
GPE 13X 9 WH CUS	0824414	294	KLM 3-L	0814788	500	NS 35/ 7,5 WH UNPERF 2000MM	1204122	489	PATG 5/18	0828059	224
GPE 17,5X12 WH	0806916	294	KLM-A	1004348	501	NS 35/ 7,5 ZN PERF 2000MM	1206421	491	PATG 5/23	0808024	224
GPE 17,5X12 WH CUS	0824415	294	KME	0807083	217	NS 35/ 7,5 ZN UNPERF 2000MM	1206434	489	PATG 5/30	0822482	224
GPE 20X 7 WH	0806990	294	KMK	1005208	216	NS 35/15 AL UNPERF 2000MM	1201756	496	PATG 6/15	1013070	224
GPE 20X 7 WH CUS	0824416	294	KMK 1	0830745	214	NS 35/15 AL UNPERF/...	1210213	496	PATG 6/18	0828062	224

Index

Alphabetical

Type	Order No.	Page	Type	Order No.	Page	Type	Order No.	Page	Type	Order No.	Page
PATG 6/23	0808037	224	PML-M112 (D50)	1014170	341	PML-T110 (52X560)R CUS	1014268	347	PMM (EX40)R CUS	1014327	357
PATG 7/15	1013083	224	PML-M113 (D100)	1014174	341	PML-W100 (100X100)R	0830431	321	PMM (EX40)R SR	1014313	356
PATG 7/23	0808040	224	PML-M113 (D200)	1014175	341	PML-W100 (100X100)R CUS	0830495	321	PMM (EX40)R SR CUS	1014328	357
PATG 8/15	1013096	224	PML-M113 (D50)	1014173	341	PML-W100 (25X25)R	0830429	321	PMM (EX40)R YE	1014314	356
PATG 8/23	0808053	224	PML-P100 (D100)R	1014226	327	PML-W100 (25X25)R CUS	0830493	321	PMM (EX40)R YE CUS	1014329	357
PATG 9/15	1013106	224	PML-P100 (D100)R CUS	1014228	327	PML-W100 (50X50)R	0830430	321	PMM (EX50)R	1014315	356
PATO 1/10	1013876	225	PML-P100 (D50)R	1014225	327	PML-W100 (50X50)R CUS	0830494	321	PMM (EX50)R CUS	1014330	357
PATO 1/12	0827081	225	PML-P100 (D50)R CUS	1014227	327	PML-W101 (100X100)	0830435	322	PMM (EX50)R SR	1014316	356
PATO 1/15	1013119	225	PML-P101 (D100)	1014185	328	PML-W101 (200X200)	0830436	322	PMM (EX50)R SR CUS	1014331	357
PATO 1/18	0823740	225	PML-P101 (D200)	1014186	328	PML-W101 (25X25)	0830433	322	PMM (EX50)R YE	1014317	356
PATO 1/23	1013892	225	PML-P101 (D50)	1014184	328	PML-W101 (50X50)	0830434	322	PMM (EX50)R YE CUS	1014332	357
PATO 1/30	0822495	225	PML-P102 (D100)	1014188	329	PML-W200 (100X100)R	0830453	321	PPS BASIC I/M	1207585	372
PATO 2/10	1013889	225	PML-P102 (D200)	1014189	329	PML-W200 (100X100)R CUS	0830498	321	PPS CD BLADE	1207572	371
PATO 2/12	0827082	225	PML-P102 (D50)	1014187	329	PML-W200 (25X25)R	0830451	321	PPS CD M	1207569	371
PATO 2/15	1013122	225	PML-P103 (D100)	1014191	329	PML-W200 (25X25)R CUS	0830496	321	PPS CD M COHO	1208995	371
PATO 2/18	0823753	225	PML-P103 (D200)	1014192	329	PML-W200 (50X50)R	0830452	321	PPS CLASSIC I/M	1206256	373
PATO 2/23	1013902	225	PML-P103 (D50)	1014190	329	PML-W200 (50X50)R CUS	0830497	321	PPS CLASSIC M	1206243	373
PATO 2/30	0822505	225	PML-P104 (D100)	1014194	329	PML-W201 (100X100)	0830456	323	PPS HYDRAULIC CYL	1203563	373
PATO 3/15	1013135	225	PML-P104 (D200)	1014195	329	PML-W201 (200X200)	0830457	323	PPS STANDARD I/M	1206230	373
PATO 4/15	1013148	225	PML-P104 (D50)	1014193	329	PML-W201 (25X25)	0830454	323	PPS STANDARD M	1206175	373
PKT 9X20	0803977	225	PML-P105 (D100)	1014197	330	PML-W201 (50X50)	0830455	323	PPS TABLE	1206285	371
PML-GHS100 (13X13)R	1014289	349	PML-P105 (D200)	1014198	330	PML-W202 (100X100)	0830439	323	PPS-ST (3,5X12)L	1203563	373
PML-GHS100 (25X25)R	1014290	349	PML-P105 (D50)	1014196	330	PML-W202 (200X200)	0830440	323	PPS-ST (3,5X12)Q	1203550	373
PML-GHS101 (13X13)	1014269	350	PML-P106 (D100)	1014200	330	PML-W202 (25X25)	0830437	323	PPS-ST (3,8)	1204892	373
PML-GHS101 (25X25)	1014270	350	PML-P106 (D200)	1014201	330	PML-W202 (50X50)	0830438	323	PPS-ST (4,3)	1202616	373
PML-GHS102 (13X13)	1014271	351	PML-P106 (D50)	1014199	330	PML-W203 (100X100)	0830443	323	PPS-ST (4,5X12)L	1203534	373
PML-GHS102 (25X25)	1014272	351	PML-P107 (D100)	1014203	331	PML-W203 (200X200)	0830444	323	PPS-ST (4,5X12)Q	1203547	373
PML-GHS103 (13X13)	1014273	351	PML-P107 (D200)	1014204	331	PML-W203 (25X25)	0830441	323	PPS-ST (5,3)	1202629	373
PML-GHS103 (25X25)	1014274	351	PML-P107 (D50)	1014202	331	PML-W203 (50X50)	0830442	323	PPS-ST (5,5X12)L	1202603	373
PML-GHS104 (13X13)	1014275	351	PML-P108 (D100)	1014206	331	PML-W204 (100X100)	0830446	323	PPS-ST (5,5X12)Q	1203411	373
PML-GHS104 (25X25)	1014276	351	PML-P108 (D200)	1014207	331	PML-W204 (200X200)	0830447	323	PPS-ST (6,4)	1202632	373
PML-GHS105 (13X13)	1014277	352	PML-P108 (D50)	1014205	331	PML-W204 (50X50)	0830445	323	PPS-ST (6,5X15)L	1202593	373
PML-GHS105 (25X25)	1014278	352	PML-P109 (D100)	1014209	331	PML-W205 (100X100)	0830449	323	PPS-ST (6,5X15)Q	1203408	373
PML-GHS106 (13X13)	1014279	352	PML-P109 (D200)	1014210	331	PML-W205 (200X200)	0830450	323	PPS-ST (7,0)	1204889	373
PML-GHS106 (25X25)	1014280	352	PML-P109 (D50)	1014208	331	PML-W205 (50X50)	0830448	323	PPS-ST (8,4)	1202726	373
PML-GHS107 (13X13)	1014281	353	PML-P110 (D100)	1014212	332	PML-W300 (105X52)R	0830460	321	PROFIFOL	1209101	434
PML-GHS107 (25X25)	1014282	353	PML-P110 (D200)	1014213	332	PML-W300 (105X52)R CUS	0830501	321	PT/FS 2,8	1406700	462
PML-GHS108 (13X13)	1014283	353	PML-P110 (D50)	1014211	332	PML-W300 (52X26)R	0830458	321	PT/FS 4,8	1670497	462
PML-GHS108 (25X25)	1014284	353	PML-P111 (D100)	1014215	333	PML-W300 (52X26)R CUS	0830499	321	PT/FS 6,3	0604707	462
PML-GHS109 (13X13)	1014285	353	PML-P111 (D200)	1014216	333	PML-W300 (74X37)R	0830459	321			
PML-GHS109 (25X25)	1014286	353	PML-P111 (D50)	1014214	333	PML-W300 (74X37)R CUS	0830500	321			
PML-M100 (D100)R	1014181	335	PML-T101 (26X280)R	1014229	342	PML-W301 (105X52)	0830463	324			
PML-M100 (D100)R CUS	1014183	335	PML-T101 (26X280)R CUS	1014249	342	PML-W301 (200X100)	0830464	324	R		
PML-M100 (D50)R	1014180	335	PML-T101 (52X560)R	1014230	342	PML-W301 (52X26)	0830461	324			
PML-M100 (D50)R CUS	1014182	335	PML-T101 (52X560)R CUS	1014250	342	PML-W301 (74X37)	0830462	324		RVT-AL/ST 2,4L/8	3240548
PML-M101 (D100)	1014138	336	PML-T102 (26X280)R	1014231	343	PML-W302 (105X52)	0830467	325	RVT-AL/ST 3,2/10	3240511	370
PML-M101 (D200)	1014139	336	PML-T102 (26X280)R CUS	1014251	343	PML-W302 (200X100)	0830468	325	RVT-AL/ST 3,2/12	3240512	370
PML-M101 (D50)	1014137	336	PML-T102 (52X560)R	1014232	343	PML-W302 (52X26)	0830465	325	RVT-AL/ST 3,2/6	3240509	370
PML-M102 (D100)	1014141	337	PML-T102 (52X560)R CUS	1014252	343	PML-W302 (74X37)	0830466	325	RVT-AL/ST 3,2/8	3240510	370
PML-M102 (D200)	1014142	337	PML-T103 (26X280)R	1014233	343	PML-W303 (105X52)	0830471	325	RVT-AL/ST 3/10	3240506	370
PML-M102 (D50)	1014140	337	PML-T103 (26X280)R CUS	1014253	343	PML-W303 (200X100)	0830472	325	RVT-AL/ST 3/12	3240507	370
PML-M103 (D100)	1014144	337	PML-T103 (52X560)R	1014234	343	PML-W303 (52X26)	0830469	325	RVT-AL/ST 3/6	3240504	370
PML-M103 (D200)	1014145	337	PML-T103 (52X560)R CUS	1014254	343	PML-W303 (74X37)	0830470	325	RVT-AL/ST 3/8	3240505	370
PML-M103 (D50)	1014143	337	PML-T104 (26X280)R	1014235	343	PML-W304 (105X52)	0830475	325	RVT-AL/ST 4,8/10	3240520	370
PML-M104 (D100)	1014147	337	PML-T104 (26X280)R CUS	1014255	343	PML-W304 (200X100)	0830476	325	RVT-AL/ST 4,8/12	3240521	370
PML-M104 (D200)	1014148	337	PML-T104 (52X560)R	1014236	343	PML-W304 (52X26)	0830473	325	RVT-AL/ST 4,8/14	3240553	370
PML-M104 (D50)	1014146	337	PML-T104 (52X560)R CUS	1014256	343	PML-W304 (74X37)	0830474	325	RVT-AL/ST 4,8/16	3240522	370
PML-M105 (D100)	1014150	338	PML-T105 (26X280)R	1014237	344	PML-W305 (105X52)	0830479	325	RVT-AL/ST 4,8/6	3240518	370
PML-M105 (D200)	1014151	338	PML-T105 (26X280)R CUS	1014257	344	PML-W305 (200X100)	0830480	325	RVT-AL/ST 4,8/8	3240519	370
PML-M105 (D50)	1014149	338	PML-T105 (52X560)R	1014238	344	PML-W305 (52X26)	0830477	325	RVT-AL/ST 4/10	3240515	370
PML-M106 (D100)	1014153	338	PML-T105 (52X560)R CUS	1014258	344	PML-W305 (74X37)	0830478	325	RVT-AL/ST 4/12	3240516	370
PML-M106 (D200)	1014154	338	PML-T106 (26X280)R	1014239	345	PMM (EX20)R	1014303	356	RVT-AL/ST 4/14	3240517	370
PML-M106 (D50)	1014152	338	PML-T106 (26X280)R CUS	1014259	345	PMM (EX20)R CUS	1014318	357	RVT-AL/ST 4/6	3240513	370
PML-M107 (D100)	1014156	339	PML-T106 (52X560)R	1014240	345	PMM (EX20)R SR	1014304	356	RVT-AL/ST 4/8	3240514	370
PML-M107 (D200)	1014157	339	PML-T106 (52X560)R CUS	1014260	345	PMM (EX20)R SR CUS	1014319	357	RVT-PA 4	3240498	543
PML-M107 (D50)	1014155	339	PML-T107 (26X280)R	1014241	345	PMM (EX20)R YE	1014305	356	RVT-PA 6	3240499	543
PML-M108 (D100)	1014159	339	PML-T107 (26X280)R CUS	1014261	345	PMM (EX20)R YE CUS	1014320	357			
PML-M108 (D200)	1014160	339	PML-T107 (52X560)R	1014242	345	PMM (EX25)R	1014306	356			
PML-M108 (D50)	1014158	339	PML-T107 (52X560)R CUS	1014262	345	PMM (EX25)R CUS	1014321	357			
PML-M109 (D100)	1014162	339	PML-T108 (26X280)R	1014243	345	PMM (EX25)R SR	1014307	356			
PML-M109 (D200)	1014163	339	PML-T108 (26X280)R CUS	1014263	345	PMM (EX25)R SR CUS	1014322	357			
PML-M109 (D50)	1014161	339	PML-T108 (52X560)R	1014244	345	PMM (EX25)R YE	1014308	356			
PML-M110 (D100)	1014165	340	PML-T108 (52X560)R CUS	1014264	345	PMM (EX25)R YE CUS	1014323	357	SAC BIT HOOD-W 24	1212486	432
PML-M110 (D200)	1014166	340	PML-T109 (26X280)R	1014245	346	PMM (EX30)R	1014309	356	SAC BIT M12-D15	1208432	432
PML-M110 (D50)	1014164	340	PML-T109 (26X280)R CUS	1014265	346	PMM (EX30)R CUS	1014324	357	SAC BIT M12-W14	1212513	432
PML-M111 (D100)	1014168	340	PML-T109 (52X560)R	1014246	346	PMM (EX30)R SR	1014310	356	SAC BIT M8-D10	1208461	432
PML-M111 (D200)	1014169	340	PML-T109 (52X560)R CUS	1014266	346	PMM (EX30)R SR CUS	1014325	357	SAC BIT MIN-D25		

Type	Order No.	Page	Type	Order No.	Page	Type	Order No.	Page	Type	Order No.	Page
SD-D/SC	2963310	518	SF-LHEX SET	1212544	431	SK 2,8 REEL P5,08 WH CUS	0825123	101	THERMOMARK CARD	5146464	35
SD-D/SC/GY	2963815	518	SF-M BH	1212070	535	SK 20	3025189	522	THERMOMARK CARD PLUS	5146481	34
SD-D/SC/LA	2964898	518	SF-M SET	1212543	443	SK 20-D	3026887	522	THERMOMARK CARD SET	5147200	41
SD-D/SC/LA/GY	2963491	518	SF-PH 0-60	1212558	423	SK 28	3026997	522	THERMOMARK CARD SET DE CH	5147220	41
SD-D/SC/LA/YE	2963404	518	SF-PH 1-80	1212559	423	SK 28-D	3027006	522	THERMOMARK CARD SET DK DK	5147213	41
SD-D/SC/YE	2963459	518	SF-PH 1-80 S-VDE	1212693	419	SK 3,8 REEL P5 WH CUS	0825124	102	THERMOMARK CARD SET EN	5147201	41
SD-D/SP	2963323	518	SF-PH 2-100	1212560	423	SK 3,8 REEL P5,08 WH CUS	0825125	102	THERMOMARK CARD SET EN BE	5147214	41
SD-D/SP/GY	2963501	518	SF-PH 2-100 S-VDE	1212694	419	SK 3,8 REEL P6,2 WH CUS	0825126	103	THERMOMARK CARD SET ES ES	5147218	41
SD-D/SP/LA	2963307	518	SF-PH 3-150	1212561	423	SK 3,8 REEL P7,5 WH CUS	0825127	103	THERMOMARK CARD SET FR FR	0801591	41
SD-D/SP/LA/GY	2963488	518	SF-PHSL 1-80 S-VDE	1212697	419	SK 3,8 REEL P7,62 WH CUS	0825128	103	THERMOMARK CARD SET HU HU	5147221	41
SD-D/SP/LA/YE	2963475	518	SF-PHSL 1-80 VDE	1212283	423	SK 35	3026463	522	THERMOMARK CARD SET IT IT	5147217	41
SD-D/SP/YE	2963462	518	SF-PHSL 2-100 S-VDE	1212698	419	SK 35-D	3026890	522	THERMOMARK CARD SET PL US	5147215	41
SD-F/SC	2963352	519	SF-PHSL 2-100 VDE	1212288	423	SK 5,0 REEL P7,5 WH CUS	0825131	104	THERMOMARK CARD SET PT PT	5147219	41
SD-F/SC/GY	2963828	519	SF-PZ 0-60	1212562	423	SK U/2,8 WH:UNBEDRUCKT	0825132	104	THERMOMARK CARD SET RU RU	5147211	41
SD-F/SC/LA	2963336	519	SF-PZ 1-80	1212563	423	SK U SR:UNGESTANZT	0800145	292	THERMOMARK CARD SET SE SE	5147212	41
SD-F/SC/LA/GY	2963844	519	SF-PZ 1-80 S-VDE	1212695	419	SK U WH:UNGESTANZT	0800129	292	THERMOMARK CARD-UCT-MAG1	5146480	36
SD-F/SC/LA/YE	2963909	519	SF-PZ 2-100	1212564	423	SK U YE:UNGESTANZT	0800132	292	THERMOMARK CARD-UCT-MAG10	0801737	36
SD-F/SP/LA	2963349	519	SF-PZ 2-100 S-VDE	1212696	419	SKS 14	3240211	523	THERMOMARK CARD-UCT-MAG11	0801738	36
SD-F/SP/LA/GY	2963857	519	SF-PZ 3-150	1212565	423	SKS 14-D	3240214	523	THERMOMARK CARD-UCT-MAG12	0803042	36
SD-US/SC/LA/GY	2963860	519	SF-PZSL 1-80 S-VDE	1212699	419	SKS 14-NS35	3240217	523	THERMOMARK CARD-UCT-MAG16	0830403	36
SD-WMTB (100X10)	0826543	221	SF-PZSL 1-80 VDE	1212556	423	SKS 14-SNS35	3062799	523	THERMOMARK CARD-UCT-MAG17	0830404	36
SD-WMTB (111X10) VA	0826608	222	SF-PZSL 2-100 S-VDE	1212700	419	SKS 20	3240212	523	THERMOMARK CARD-UCT-MAG18	0830405	36
SD-WMTB (30X10) VA	0826569	222	SF-PZSL 2-100 VDE	1212557	423	SKS 20-D	3240215	523	THERMOMARK CARD-UCT-MAG11	0801738	36
SD-WMTB (47X10) VA	0826572	222	SF-SL 0,4X2,0-60	1212546	417	SKS 20-NS35	3240218	523	THERMOMARK CARD-UCT-MAG20	0830751	36
SD-WMTB (70X10)	0826530	221	SF-SL 0,4X2,5-75	1212547	417	SKS 20-SNS35	3062809	523	THERMOMARK CARD-UCT-MAG22	0830771	36
SD-WMTB (70X10) VA	0826585	222	SF-SL 0,5X3,0-80	1212548	417	SKS 8	3240210	523	THERMOMARK CARD-UCT-MAG23	0830808	36
SD-WMTB (92X10) VA	0826598	222	SF-SL 0,6X3,5-100	1212549	417	SKS 8-D	3240213	523	THERMOMARK CARD-UCT-MAG24	0830809	36
SD-WMTBS (CH) VA	0826640	222	SF-SL 0,6X3,5-100 S-VDE	1212587	418	SKS 8-NS35	3240216	523	THERMOMARK CARD-UCT-MAG3	5146613	36
SD-WMTBS (CH) YE	0826611	221	SF-SL 0,6X3,5-200	1212550	417	SKS 8-SNS35	3062786	523	THERMOMARK CARD-UCT-MAG5	5146615	36
SD-WMTBS (NEUTRAL) CC	0826637	221	SF-SL 0,8X4,0-100	1212551	417	SS-ZB WH	5031171	218	THERMOMARK CARD-UCT-MAG6	5146616	36
SD-WMTBS (NEUTRAL) VA	0826666	222	SF-SL 0,8X4,0-100 S-VDE	1212588	418	SS-ZB WH CUS	0824470	518	THERMOMARK CARD-UCT-MAG6	5146616	36
SD-WMTBS (NU) CC	0826527	221	SF-SL 1,0X5,5-125 S-VDE	1212589	418	SS-ZB YE	5031650	218	THERMOMARK CARD-UCT-MAG7	0801734	36
SD-WMTBS (NU) VA	0826556	222	SF-SL 1,0X5,5-150	1212552	417	SMMK X018	5032439	300	THERMOMARK CARD-UCT-MAG8	0801735	36
SD-WMTBS (S) YE	0826514	221	SF-SL 1,2X6,5-150	1212553	417	SSMK 96X30	5032442	300	THERMOMARK CARD-UCT-MAG9	0801736	36
SD-WMTBS (SY) VA	0826653	222	SF-SL/PH SET	1212541	442	ST-BW	1207608	421	THERMOMARK CARD-US-MAG1	5146451	37
SD-WMTBS (SY) YE	0826624	221	SF-SL/PH SET VDE	1212539	442	STP 3,5-2	0830131	110	THERMOMARK ROLL	5146477	38
SF-ASD 21	1212532	425	SF-SL/PH/PZ-SL SET S-VDE	1212701	419	STP 3,5-3	0830132	110	THERMOMARK ROLL SET	5147300	41
SF-ASD 21 SET 230V	1212530	425	SF-SL/PZ SET	1212542	442	STP 4-2	0810575	110	THERMOMARK ROLL SET DE CH	5147230	41
SF-ASD 21/ACCU 1,5 AH	1212533	425	SF-SL/PZ SET VDE	1212540	442	STP 4-2-ZB	3038613	110	THERMOMARK ROLL SET DK DK	5147224	41
SF-ASD 21/CHARGER 230V	1212535	425	SF-SLIC 1,2X7,0-125	1212554	417	STP 5-2	0800967	110	THERMOMARK ROLL SET EN	5147301	41
SF-BIT SET	1212545	443	SF-SLIC 1,6X10-175	1212555	417	STP 5-2-ZB	3037643	110	THERMOMARK ROLL SET EN BE	5147225	41
SF-BIT-HEX 2,5-50	1212646	429	SF-THEX 10-200	1212644	431	STP 5-2/S	0800970	110	THERMOMARK ROLL SET ES ES	5147228	41
SF-BIT-HEX 2,5-100	1212645	429	SF-THEX 2,5-100	1212638	431	STP 5-3	0810562	110	THERMOMARK ROLL SET FR FR	0801592	41
SF-BIT-HEX 3-50	1212647	429	SF-THEX 2-100	1212637	431	SZF 0-0,4X2,5	1204504	420	THERMOMARK ROLL SET HU HU	5147231	41
SF-BIT-HEX 4-50	1212648	429	SF-THEX 3-100	1212639	431	SZF 1-0,6X3,5	1204517	420	THERMOMARK ROLL SET IT IT	5147227	41
SF-BIT-HEX 5-50	1212649	429	SF-THEX 4-150	1212640	431	SZF 2-0,8X4,0	1204520	420	THERMOMARK ROLL SET PL US	5147226	41
SF-BIT-HEX 6-50	1212650	429	SF-THEX 5-150	1212641	431	SZF 3-1,0X5,5	1206612	420	THERMOMARK ROLL SET PT PT	5147229	41
SF-BIT-HEX 8-50	1212651	429	SF-THEX 6-200	1212642	431	SZG 0,6X3,5 VDE	1205121	423	THERMOMARK ROLL SET RU RU	5147222	41
SF-BIT-PH 1-50	1212579	427	SF-THEX 8-200	1212643	431	SZG 0,9X6,5 VDE	1205134	423	THERMOMARK ROLL SET SE SE	5147223	41
SF-BIT-PH 1-70	1212582	427	SF-TX SET VDE	1212537	442	SZK PH0 VDE	1205147	422	THERMOMARK ROLL X1	5146723	39
SF-BIT-PH 2-50	1212580	427	SF-TXH SET	1212538	442	SZK PH1 VDE	1205150	422	THERMOMARK ROLL X1 -DISPENSER1014401	39	
SF-BIT-PH 2-70	1212583	427	SF-UBH	1212590	426	SZK PH2 VDE	1205163	422	THERMOMARK ROLL X1 CUTTER	5146765	39
SF-BIT-PH 3-50	1212581	427	SF-VT VDE	1212598	434	SZK PH3 VDE	1212536	422	THERMOMARK ROLL X1 CUTTER/P5146766	39	
SF-BIT-PH 3-70	1212584	427	SHN 13	1209923	430	SZK P20 VDE	1206447	422	THERMOMARK ROLL X1-CASE	5146724	39
SF-BIT-PHSL 1-70	1212479	427	SHN 5,5	1209855	430	SZK P21 VDE	1206450	422	THERMOMARK ROLL-CUTTER	5146422	38
SF-BIT-PHSL 2-70	1212601	427	SHN 8	1209868	430	SZK P22 VDE	1206463	422	THERMOMARK ROLL-CUTTER/P	5146435	38
SF-BIT-PZ 1-50	1212591	427	SK 2,54/2,8:FORTL.ZAHLEN	0804853	100	SZK P23 VDE	1212599	422	THERMOMARK ROLL-ERH	5146448	38
SF-BIT-PZ 1-70	1212594	427	SK 2,8 WH:REEL	0805205	100	SZS 0,4X2,5 VDE	1205037	416	THERMOMARK W2	5146147	43
SF-BIT-PZ 2-50	1212592	427	SK 3,5/2,8:FORTL.ZAHLEN	0804073	101	SZS 0,5X3,0 VDE	1207404	416	THERMOMARK X1-CASE	5145300	42
SF-BIT-PZ 2-70	1212595	427	SK 3,8 WH:REEL	0805218	102	SZS 0,6X2,5 VDE	1205040	416	THERMOMARK X1-CUTTER	5145290	42
SF-BIT-PZ 3-50	1212593	427	SK 3,81/2,8:FORTL.ZAHLEN	0804109	101	SZS 0,6X3,5	1205053	420	THERMOMARK X1-CUTTER/P	5146244	42
SF-BIT-PZ 3-70	1212596	427	SK 5	3025338	522	SZS 0,8X3,0 VDE	1212602	416	THERMOMARK X1.2	5146231	42
SF-BIT-PZSL 1-70	1212603	427	SK 5,0 WH:REEL	0805221	104	SZS 0,8X4,0 VDE	1212508	416	THERMOMARK X1.2-KIT	5146341	42
SF-BIT-PZSL 2-70	1212604	427	SK 5,08/2,8:FORTL.ZAHLEN	0804280	101	SZS 1,0X4,0 VDE	1205066	416	THERMOMARK-ERH 500	5146309	38
SF-BIT-SL 0,5X3,0-50	1212566	427	SK 5,08/3,8:FORTL.ZAHLEN	0804293	102	SZS 1,0X5,5 VDE	1209114	416	THERMOMARK-RIBBON 110	5145384	38
SF-BIT-SL 0,5X3,0-70	1212567	427	SK 5-D	3025406	522	SZS 1,0X6,5 VDE	1205079	416	THERMOMARK-RIBBON 110 BU	0829544	38
SF-BIT-SL 0,6X3,5-50	1212568	427	SK 5/3,8:FORTL.ZAHLEN	0804183	102	SZS 1,2X8,0 VDE	1205082	416	THERMOMARK-RIBBON 110 GN	0829542	38
SF-BIT-SL 0,6X3,5-70	1212569	427	SK 6,2/3,8:FORTL.ZAHLEN	0804374	103	TESTFOX CC	1212210	435	THERMOMARK-RIBBON 110 RD	0829543	38
SF-BIT-SL 0,8X4,0-50	1212571	427	SK 7,5/3,8:FORTL.ZAHLEN	0804455	103	TESTFOX CC-1	1212208	436	THERMOMARK-RIBBON 110 EML-HT0800342	38	
SF-BIT-SL 0,8X4,0-70	1212572	427	SK 7,5/5:FORTL.ZAHLEN	0804468	104	TESTFOX M	1212209	437	THERMOMARK-RIBBON 110-TC BK/RD	1014403	34
SF-BIT-SL 1,0X5,5-50	1212574	427	SK 7,62/3,8:FORTL.ZAHLEN	0804549	103	TESTFOX M-1	1212209	437	THERMOMARK-RIBBON 110-TT	0801371	34
SF-BIT-SL 1,0X5,5-70	1212575	427	SK 7,62/5:FORTL.ZAHLEN	0804552	104	TESTFOX CC	1212210	435	THERMOMARK-RIBBON 110-WMSU0801358	38	
SF-BIT-SL 1,2X6,5-70	1212577	427	SK 8	3025163	522	TESTFOX CC-1	1212211	435	THERMOMARK-RIBBON 110-WMSU WH0801359	38	
SF-BIT-SLS 0,6X3,5-50	1212605	427	SK 8-D	3026861	522	TL CASE	0800613	34	THERMOMARK-RIBBON 110-WMTB HF5148007	39	
SF-BIT-SLS 0,9X6,5-50	1212606	427	SK 10,0 WH:REEL	0812188	105	TESTFOX M	1212208	436	THERMOMARK-RIBBON 64-WMSU	0801360	38
SF-BIT-TX 10-50	1212573	428	SK 14	3025176	522	TESTFOX M	1212209	437	THERMOMARK-RIBBON 64-WMSU WH0801361	38	
SF-BIT-TX 15-50	1212576	428	SK 14-D	3026874	522	TESTFOX M	1212208	436	TL CASE	0800613	34
SF-BIT-TX 20-50	1212578	428	SK 2,8 REEL P2,54 WH CUS	0825120	100	TESTFOX M-1	1212209	437	TM-RIBBON 110-TC BK/RD	1014403	34
SF											

Alphabetical

Type	Order No.	Page	Type	Order No.	Page	Type	Order No.	Page	Type	Order No.	Page
TM-RIBBON 110-TC BK/RD/BU/YE	1014405	34	TMT 100 R YE	0816618	97	UC-EMLP (17X15)	0827885	234	UC-EMP (27X18) SR	0825447	238
TM-RIBBON 110-TC BK/RD/YE	1014404	34	TMT 100 R YE CUS	0824506	97	UC-EMLP (17X15) CUS	0827941	235	UC-EMP (27X18) SR CUS	0827654	239
TM-RIBBON 110-TC/TR WH	1014402	34	TMT TOOL	0816650	94	UC-EMLP (17X15) SR	0827887	234	UC-EMP (27X18) YE	0825446	238
TML (101X4,2)R TR	0816621	98	TMT2 (EX11)R	0802683	139	UC-EMLP (17X15) SR CUS	0827942	235	UC-EMP (27X18) YE CUS	0827643	239
TML (101X4,2)R TR CUS	0824472	98	TMT2 (EX11)R CUS	0830811	139	UC-EMLP (17X15) YE	0827886	234	UC-EMP (27X27)	0825451	238
TML (101X9,5)R TR	0816647	98	TOOL DATA SET	1208856	440	UC-EMLP (17X15) YE CUS	0827943	235	UC-EMP (27X27) CUS	0827635	239
TML (101X9,5)R TR CUS	0824473	98	TOOL SET ALLROUND 2	1208843	441	UC-EMLP (17X9)	0819314	234	UC-EMP (27X27) SR	0825453	238
TML (104X10)R	0801835	106	TOOL-BAG	1212504	439	UC-EMLP (17X9) CUS	0824553	235	UC-EMP (27X27) SR CUS	0827655	239
TML (104X2,8)R	0801832	106	TOOL-BAG EMPTY	1212500	439	UC-EMLP (17X9) SR	0828096	234	UC-EMP (27X27) YE	0825452	238
TML (104X3,8)R	0801833	106	TOOL-BELTPOUCH	1212506	439	UC-EMLP (17X9) SR CUS	0828100	235	UC-EMP (27X27) YE CUS	0827644	239
TML (104X5)R	0801834	106	TOOL-BELTPOUCH EMPTY	1212502	439	UC-EMLP (17X9) YE	0822628	234	UC-EMP (27X8)	0825427	238
TML (EX10)R	0801839	107	TOOL-CARRIER	1212503	439	UC-EMLP (17X9) YE CUS	0824554	235	UC-EMP (27X8) CUS	0827631	239
TML (EX2,8)R	0801836	107	TOOL-CARRIER EMPTY	1212499	439	UC-EMLP (20X8)	0819327	234	UC-EMP (27X8) SR	0825429	238
TML (EX3,8)R	0801837	107	TOOL-KIT STANDARD	1212422	438	UC-EMLP (20X8) CUS	0824556	235	UC-EMP (27X8) SR CUS	0827651	239
TML (EX4,2)R TR	0816715	99	TOOL-KIT STANDARD EMPTY	1212423	438	UC-EMLP (20X8) SR	0828097	234	UC-EMP (27X8) YE	0825428	238
TML (EX4,2)R TR CUS	0824474	99	TOOL-SET ALLROUND 3	1208953	441	UC-EMLP (20X8) SR CUS	0828101	235	UC-EMP (27X8) YE CUS	0827640	239
TML (EX5)R	0801838	107	TOOL-WRAP	1212505	438	UC-EMLP (20X8) YE	0822631	234	UC-EMP (49X15)	0825457	237
TML (EX7)R	0830837	107	TOOL-WRAP EMPTY	1212501	438	UC-EMLP (20X8) YE CUS	0824557	235	UC-EMP (49X15) CUS	0827636	237
TML (EX9,5)R TR	0816634	99	TSB 02 SAC	1208487	432	UC-EMLP (22X22)	0825463	234	UC-EMP (49X15) SR	0825459	237
TML (EX9,5)R TR CUS	0824475	99	TSB 04 SAC	1208429	432	UC-EMLP (22X22) CUS	0826985	235	UC-EMP (49X15) SR CUS	0827656	237
TMT 4 R	0816375	94	TSD 08 SAC	1212597	432	UC-EMLP (22X22) SR	0825465	234	UC-EMP (49X15) YE	0825458	237
TMT 4 R BU	0816333	94	TSD 20 SAC	1212020	432	UC-EMLP (22X22) SR CUS	0826987	235	UC-EMP (49X15) YE CUS	0827645	237
TMT 4 R BU CUS	0824477	94	TSD 25 SAC	1212315	432	UC-EMLP (22X22) YE	0825464	234	UC-EMP (60X15)	0822259	237
TMT 4 R CUS	0824476	94	TSD-M 1,2NM	1212224	424	UC-EMLP (22X22) YE CUS	0826986	235	UC-EMP (60X15) CUS	0824569	237
TMT 4 R GN	0816346	94	TSD-M 3NM	1212225	424	UC-EMLP (27X12,5)	0825469	234	UC-EMP (60X15) SR	0827647	237
TMT 4 R GN CUS	0824478	94	TSD-M 6NM	1212226	424	UC-EMLP (27X12,5) CUS	0826967	235	UC-EMP (60X15) SR CUS	0827657	237
TMT 4 R OG	0816359	94	TSD-M SAC-BIT ADAPTER	1212600	432	UC-EMLP (27X12,5) SR	0825471	234	UC-EMP (60X15) YE	0825330	237
TMT 4 R OG CUS	0824479	94				UC-EMLP (27X12,5) SR CUS	0826969	235	UC-EMP (60X15) YE CUS	0826685	237
TMT 4 R RD	0816362	94				UC-EMLP (27X12,5) YE	0825470	234	UC-EMP (60X30)	0822275	237
TMT 4 R RD CUS	0824480	94				UC-EMLP (27X12,5) YE CUS	0826968	235	UC-EMP (60X30) CUS	0824571	237
TMT 4 R YE	0816388	94	U			UC-EMLP (27X18)	0825475	234	UC-EMP (60X30) SR	0827648	237
TMT 4 R YE CUS	0824481	94				UC-EMLP (27X18) CUS	0826970	235	UC-EMP (60X30) SR CUS	0827658	237
TMT 5 R	0816430	95	UBE	0800310	501	UC-EMLP (27X18) SR	0825477	234	UC-EMP (60X30) YE	0825331	237
TMT 5 R BU	0816391	95	UBE/D	0800307	501	UC-EMLP (27X18) SR CUS	0826972	235	UC-EMP (60X30) YE CUS	0826687	237
TMT 5 R BU CUS	0824483	95	UC-EM (10X7)	0825487	240	UC-EMLP (27X18) YE	0825476	234	UC-EMSP (50X15)	0828706	236
TMT 5 R CUS	0824482	95	UC-EM (10X7) CUS	0827623	240	UC-EMLP (27X18) YE CUS	0826971	235	UC-EMSP (50X15) CUS	0829103	236
TMT 5 R GN	0816401	95	UC-EM (10X7) TQ	0825488	240	UC-EMLP (27X27)	0825481	234	UC-EMSP (50X15) SR	0828708	236
TMT 5 R GN CUS	0824484	95	UC-EM (10X7) TQ CUS	0827659	240	UC-EMLP (27X27) CUS	0826973	235	UC-EMSP (50X15) SR CUS	0829105	236
TMT 5 R OG	0816414	95	UC-EM (10X8)	0825491	241	UC-EMLP (27X27) SR	0825483	234	UC-EMSP (50X15) YE	0828707	236
TMT 5 R OG CUS	0824485	95	UC-EM (10X8) CUS	0827624	241	UC-EMLP (27X27) SR CUS	0826975	235	UC-EMSP (50X15) YE CUS	0829104	236
TMT 5 R RD	0816427	95	UC-EM (10X8) TQ	0825492	241	UC-EMLP (27X27) YE	0825482	234	UC-EMSP (50X30)	0828709	236
TMT 5 R RD CUS	0824486	95	UC-EM (10X8) TQ CUS	0827660	241	UC-EMLP (27X27) YE CUS	0826974	235	UC-EMSP (50X30) CUS	0829106	236
TMT 5 R YE	0816443	95	UC-EM (17,5X7,5)	0825495	241	UC-EMLP (49X15)	0827903	234	UC-EMSP (50X30) SR	0828711	236
TMT 5 R YE CUS	0824487	95	UC-EM (17,5X7,5) CUS	0827625	241	UC-EMLP (49X15) CUS	0827947	235	UC-EMSP (50X30) SR CUS	0829108	236
TMT 6 R	0816498	95	UC-EM (17,5X8)	0823766	241	UC-EMLP (49X15) SR	0827905	234	UC-EMSP (50X30) YE	0828710	236
TMT 6 R BU	0816456	95	UC-EM (17,5X8) CUS	0824567	241	UC-EMLP (49X15) SR CUS	0827948	235	UC-EMSP (50X30) YE CUS	0829107	236
TMT 6 R BU CUS	0824489	95	UC-EM (17,5X9)	0827490	242	UC-EMLP (49X15) YE	0827904	234	UC-TM 4	0818111	58
TMT 6 R CUS	0824488	95	UC-EM (17,5X9) CUS	0828238	242	UC-EMLP (49X15) YE CUS	0827949	235	UC-TM 4 BU	0818247	58
TMT 6 R GN	0816469	95	UC-EM (17,5X9) YE	0827494	242	UC-EMLP (60X15)	0819330	234	UC-TM 4 BU CUS	0824574	58
TMT 6 R GN CUS	0824490	95	UC-EM (17,5X9) YE CUS	0828239	242	UC-EMLP (60X15) CUS	0824559	235	UC-TM 4 CUS	0824573	58
TMT 6 R OG	0816472	95	UC-EM (18X8)	0825497	243	UC-EMLP (60X15) SR	0828088	234	UC-TM 4 GN	0818263	58
TMT 6 R OG CUS	0824491	95	UC-EM (18X8) CUS	0827627	242	UC-EMLP (60X15) SR CUS	0828090	235	UC-TM 4 GN CUS	0824575	58
TMT 6 R RD	0816485	95	UC-EM (19X9)	0827492	243	UC-EMLP (60X15) YE	0822644	234	UC-TM 4 OG	0818221	58
TMT 6 R RD CUS	0824492	95	UC-EM (19X9) CUS	0828240	243	UC-EMLP (60X15) YE CUS	0824560	235	UC-TM 4 OG CUS	0824576	58
TMT 6 R YE	0816508	95	UC-EM (19X9) YE	0827496	243	UC-EMLP (60X30)	0819343	234	UC-TM 4 RD	0818250	58
TMT 6 R YE CUS	0824493	95	UC-EM (19X9) YE CUS	0828241	243	UC-EMLP (60X30) CUS	0824562	235	UC-TM 4 RD CUS	0824577	58
TMT 8 R	0816553	95	UC-EM (20X7)	0825499	243	UC-EMLP (60X30) SR	0828091	234	UC-TM 4 VT	0819084	58
TMT 8 R BU	0816511	95	UC-EM (20X7) CUS	0827628	243	UC-EMLP (60X30) SR CUS	0828093	235	UC-TM 4 VT CUS	0824578	58
TMT 8 R BU CUS	0824495	95	UC-EM (20X7) TQ	0825500	243	UC-EMLP (60X30) YE	0822657	234	UC-TM 4 YE	0818234	58
TMT 8 R CUS	0824494	95	UC-EM (20X7) TQ CUS	0827661	243	UC-EMLP (60X30) YE CUS	0824563	235	UC-TM 4 YE CUS	0824579	58
TMT 8 R GN	0816524	95	UC-EM (20X9)	0825503	244	UC-EMP (17X15)	0825421	237	UC-TM 5	0818108	59
TMT 8 R GN CUS	0824496	95	UC-EM (20X9) CUS	0827629	244	UC-EMP (17X15) CUS	0827626	237	UC-TM 5 BU	0818292	59
TMT 8 R OG	0816537	95	UC-EM (20X9) TQ	0825504	244	UC-EMP (17X15) SR	0825423	237	UC-TM 5 BU CUS	0824582	59
TMT 8 R OG CUS	0824497	95	UC-EM (20X9) TQ CUS	0827662	244	UC-EMP (17X15) SR CUS	0827649	237	UC-TM 5 CUS	0824581	59
TMT 8 R RD	0816540	95	UC-EM (20X9) YE	0827637	244	UC-EMP (17X15) YE	0825422	237	UC-TM 5 GN	0818315	59
TMT 8 R RD CUS	0824498	95	UC-EM (20X9) YE CUS	0827639	244	UC-EMP (17X15) YE CUS	0827638	237	UC-TM 5 GN CUS	0824583	59
TMT 8 R YE	0816566	95	UC-EM (21X8)	0825507	245	UC-EMP (27X12,5)	0825433	238	UC-TM 5 OG	0818276	59
TMT 8 R YE CUS	0824499	95	UC-EM (21X8) CUS	0827630	245	UC-EMP (27X12,5) CUS	0827632	239	UC-TM 5 OG CUS	0824584	59
TMT 10 R	0816210	96	UC-EMLP (11X9)	0819291	234	UC-EMP (27X12,5) SR	0825435	238	UC-TM 5 RD	0818302	59
TMT 10 R CUS	0824500	96	UC-EMLP (11X9) CUS	0824547	235	UC-EMP (27X12,5) SR CUS	0827652	239	UC-TM 5 RD CUS	0824585	59
TMT 100 R	0816605	97	UC-EMLP (11X9) SR	0828094	234	UC-EMP (27X12,5) YE	0825434	238	UC-TM 5 VT	0819107	59
TMT 100 R BU	0816223	97	UC-EMLP (11X9) SR CUS	0828098	235	UC-EMP (27X12,5) YE CUS	0827641	239	UC-TM 5 VT CUS	0824586	59
TMT 100 R BU CUS	0824502	97	UC-EMLP (11X9) YE	0822602	234	UC-EMP (27X15)	0825439	237	UC-TM 5 YE	0818289	59
TMT 100 R CUS	0824501	97	UC-EMLP (11X9) YE CUS	0824548	235	UC-EMP (27X15) CUS	0827633	237	UC-TM 5 YE CUS	0824587	59
TMT 100 R GN	0816579	97	UC-EMLP (15X5)	0819301	234	UC-EMP (27X15) SR	0825441	237	UC-TM 6	0818085	59
TMT 100 R GN CUS	0824503	97	UC-EMLP (15X5) CUS	0824550	235	UC-EMP (27X15) SR CUS	0827653	237	UC-TM 6 BU	0818344	59
TMT 100 R OG	0816582	97	UC-EMLP (15X5) SR	0828095	234	UC-EMP (27X15) YE	0825440	237	UC-TM 6 BU CUS	0824590	59
TMT 100 R OG CUS	0824504	97	UC-EMLP (15X5) SR CUS	0828099	235	UC-EMP (27X15) YE CUS	0827642	237	UC-TM 6 CUS	0824589	59
TMT 100 R RD	0816595	97	UC-EMLP (15X5) YE	0822615	234	UC-EMP (27X18)	0825445	238			

Type	Order No.	Page	Type	Order No.	Page	Type	Order No.	Page	Type	Order No.	Page
UC-TM 6 OG	0818328	59	UC-TMF 5 BU CUS	0824639	63	UC-TMF 16 YE	0819259	65	UC-WMC 4,4 (23X5,5) GN	0818917	167
UC-TM 6 OG CUS	0824592	59	UC-TMF 5 CUS	0824638	63	UC-TMF 16 YE CUS	0824684	65	UC-WMC 4,4 (23X5,5) OG	0818878	167
UC-TM 6 RD	0818357	59	UC-TMF 5 GN	0818564	63	UC-TMN 10	0828554	66	UC-WMC 4,4 (30X 5,5) RD	0818904	167
UC-TM 6 RD CUS	0824593	59	UC-TMF 5 GN CUS	0824640	63	UC-TMN 10 CUS	0829109	67	UC-WMC 4,4 (23X5,5) VT	0825374	167
UC-TM 6 VT	0819110	59	UC-TMF 5 OG	0818522	63	UC-TMN 5,2	0822945	66	UC-WMC 4,4 (23X5,5) VT CUS	0826781	167
UC-TM 6 VT CUS	0824594	59	UC-TMF 5 OG CUS	0824641	63	UC-TMN 5,2 CUS	0826857	67	UC-WMC 4,4 (23X5,5) YE	0818881	167
UC-TM 6 YE	0818331	59	UC-TMF 5 RD	0818551	63	UC-TMN 7,5	0821823	66	UC-WMC 4,4 (30X 5,5) RD	0824752	167
UC-TM 6 YE CUS	0824595	59	UC-TMF 5 RD CUS	0824642	63	UC-TMN 7,5 CUS	0824690	67	UC-WMC 4,4 (30X 5,5) YE CUS	0824753	167
UC-TM 8	0818072	59	UC-TMF 5 VT	0815907	63	UC-WMC 1,9 (15X4)	0828004	162	UC-WMC 4,4 (30X5,5)	0819657	167
UC-TM 8 BU	0818399	59	UC-TMF 5 VT CUS	0824643	63	UC-WMC 1,9 (15X4) BU	0828010	162	UC-WMC 4,4 (30X5,5) BU	0820879	167
UC-TM 8 BU CUS	0824598	59	UC-TMF 5 YE	0818535	63	UC-WMC 1,9 (15X4) BU CUS	0828017	162	UC-WMC 4,4 (30X5,5) BU CUS	0824756	167
UC-TM 8 CUS	0824597	59	UC-TMF 5 YE CUS	0824644	63	UC-WMC 1,9 (15X4) CUS	0828012	162	UC-WMC 4,4 (30X5,5) GN	0823957	167
UC-TM 8 GN	0818412	59	UC-TMF 6	0818140	63	UC-WMC 1,9 (15X4) OG	0828007	162	UC-WMC 4,4 (30X5,5) GN CUS	0824757	167
UC-TM 8 GN CUS	0824599	59	UC-TMF 6 BU	0818593	63	UC-WMC 1,9 (15X4) OG CUS	0828014	162	UC-WMC 4,4 (30X5,5) VT	0823944	167
UC-TM 8 OG	0818373	59	UC-TMF 6 BU CUS	0824647	63	UC-WMC 1,9 (15X4) RD	0828006	162	UC-WMC 4,4 (30X5,5) OG CUS	0824758	167
UC-TM 8 OG CUS	0824600	59	UC-TMF 6 CUS	0824646	63	UC-WMC 1,9 (15X4) RD CUS	0828013	162	UC-WMC 4,4 (30X5,5) RD	0820882	167
UC-TM 8 RD	0818409	59	UC-TMF 6 GN	0818616	63	UC-WMC 1,9 (15X4) VT	0828009	162	UC-WMC 4,4 (30X5,5) RD CUS	0824759	167
UC-TM 8 RD CUS	0824601	59	UC-TMF 6 GN CUS	0824648	63	UC-WMC 1,9 (15X4) VT CUS	0828016	162	UC-WMC 4,4 (30X5,5) VT	0825375	167
UC-TM 8 VT	0819123	59	UC-TMF 6 OG	0818577	63	UC-WMC 1,9 (15X4) YE	0828008	162	UC-WMC 4,4 (30X5,5) VT CUS	0826783	167
UC-TM 8 VT CUS	0824602	59	UC-TMF 6 OG CUS	0824649	63	UC-WMC 1,9 (15X4) YE CUS	0828015	162	UC-WMC 4,4 (30X5,5) YE	0819660	167
UC-TM 8 YE	0818386	59	UC-TMF 6 RD	0818603	63	UC-WMC 1,9 (30X4)	0830283	163	UC-WMC 5,6 (23X8)	0825382	168
UC-TM 8 YE CUS	0824603	59	UC-TMF 6 RD CUS	0824650	63	UC-WMC 1,9 (30X4) CUS	0830284	163	UC-WMC 5,6 (23X8) BU	0825383	168
UC-TM 10	0818069	60	UC-TMF 6 VT	0815910	63	UC-WMC 3,1 (15X 4) BU CUS	0824693	164	UC-WMC 5,6 (23X8) BU CUS	0827006	168
UC-TM 10 BU	0818441	60	UC-TMF 6 VT CUS	0824651	63	UC-WMC 3,1 (15X 4) CUS	0824692	164	UC-WMC 5,6 (23X8) CUS	0827005	168
UC-TM 10 BU CUS	0824606	60	UC-TMF 6 YE	0818580	63	UC-WMC 3,1 (15X 4) OG CUS	0824695	164	UC-WMC 5,6 (23X8) GN	0825384	168
UC-TM 10 CUS	0824605	60	UC-TMF 6 YE CUS	0824652	63	UC-WMC 3,1 (15X 4) RD CUS	0824696	164	UC-WMC 5,6 (23X8) GN CUS	0827007	168
UC-TM 10 GN	0818467	60	UC-TMF 8	0818137	63	UC-WMC 3,1 (15X 4) YE CUS	0824697	164	UC-WMC 5,6 (23X8) OG	0825385	168
UC-TM 10 GN CUS	0824607	60	UC-TMF 8 BU	0818645	63	UC-WMC 3,1 (15X4)	0818205	164	UC-WMC 5,6 (23X8) OG CUS	0827008	168
UC-TM 10 OG	0818425	60	UC-TMF 8 BU CUS	0824655	63	UC-WMC 3,1 (15X4) BU	0818742	164	UC-WMC 5,6 (23X8) RD	0825387	168
UC-TM 10 OG CUS	0824608	60	UC-TMF 8 CUS	0824654	63	UC-WMC 3,1 (15X4) OG	0818726	164	UC-WMC 5,6 (23X8) RD CUS	0827009	168
UC-TM 10 RD	0818454	60	UC-TMF 8 GN	0818661	63	UC-WMC 3,1 (15X4) RD	0818755	164	UC-WMC 5,6 (23X8) VT	0825388	168
UC-TM 10 RD CUS	0824609	60	UC-TMF 8 GN CUS	0824656	63	UC-WMC 3,1 (15X4) VT	0825370	164	UC-WMC 5,6 (23X8) VT CUS	0827010	168
UC-TM 10 VT	0815936	60	UC-TMF 8 OG	0818629	63	UC-WMC 3,1 (15X4) VT CUS	0826773	164	UC-WMC 5,6 (23X8) YE	0825386	168
UC-TM 10 VT CUS	0824610	60	UC-TMF 8 OG CUS	0824657	63	UC-WMC 3,1 (15X4) YE	0818739	164	UC-WMC 5,6 (23X8) YE CUS	0827011	168
UC-TM 10 YE	0818438	60	UC-TMF 8 RD	0818658	63	UC-WMC 3,1 (23X 4) BU CUS	0824705	165	UC-WMC 5,6 (30X8)	0825396	169
UC-TM 10 YE CUS	0824611	60	UC-TMF 8 RD CUS	0824658	63	UC-WMC 3,1 (23X 4) CUS	0824704	165	UC-WMC 5,6 (30X8) BU	0825397	169
UC-TM 12	0819194	61	UC-TMF 8 VT	0815923	63	UC-WMC 3,1 (23X 4) OG CUS	0824707	165	UC-WMC 5,6 (30X8) BU CUS	0827013	169
UC-TM 12 BU	0817785	61	UC-TMF 8 VT CUS	0824659	63	UC-WMC 3,1 (23X 4) RD CUS	0824708	165	UC-WMC 5,6 (30X8) CUS	0827012	169
UC-TM 12 BU CUS	0824614	61	UC-TMF 8 YE	0818632	63	UC-WMC 3,1 (23X 4) YE CUS	0824709	165	UC-WMC 5,6 (30X8) GN	0825398	169
UC-TM 12 CUS	0824613	61	UC-TMF 8 YE CUS	0824660	63	UC-WMC 3,1 (23X4)	0818218	165	UC-WMC 5,6 (30X8) GN CUS	0827014	169
UC-TM 12 GN	0817808	61	UC-TMF 10	0818124	64	UC-WMC 3,1 (23X4) BU	0818797	165	UC-WMC 5,6 (30X8) OG	0825399	169
UC-TM 12 GN CUS	0824615	61	UC-TMF 10 BU	0818690	64	UC-WMC 3,1 (23X4) OG	0818771	165	UC-WMC 5,6 (30X8) OG CUS	0827015	169
UC-TM 12 OG	0817691	61	UC-TMF 10 BU CUS	0824663	64	UC-WMC 3,1 (23X4) RD	0818807	165	UC-WMC 5,6 (30X8) RD	0825401	169
UC-TM 12 OG CUS	0824616	61	UC-TMF 10 CUS	0824662	64	UC-WMC 3,1 (23X4) VT	0825371	165	UC-WMC 5,6 (30X8) RD CUS	0827016	169
UC-TM 12 RD	0817701	61	UC-TMF 10 GN	0818713	64	UC-WMC 3,1 (23X4) VT CUS	0826775	165	UC-WMC 5,6 (30X8) VT	0825402	169
UC-TM 12 RD CUS	0824617	61	UC-TMF 10 GN CUS	0824664	64	UC-WMC 3,1 (23X4) YE	0818784	165	UC-WMC 5,6 (30X8) VT CUS	0827017	169
UC-TM 12 VT	0822660	61	UC-TMF 10 OG	0818674	64	UC-WMC 3,1 (30X4)	0819631	165	UC-WMC 5,6 (30X8) YE	0825400	169
UC-TM 12 VT CUS	0824618	61	UC-TMF 10 OG CUS	0824665	64	UC-WMC 3,1 (30X4) BU	0820756	165	UC-WMC 5,6 (30X8) YE CUS	0827018	169
UC-TM 12 YE	0819204	61	UC-TMF 10 RD	0818700	64	UC-WMC 3,1 (30X4) BU CUS	0824720	165	UC-WMC 7,5 (23X 8) RD CUS	0824764	169
UC-TM 12 YE CUS	0824619	61	UC-TMF 10 RD CUS	0824666	64	UC-WMC 3,1 (30X4) CUS	0824716	165	UC-WMC 7,5 (23X8)	0818179	169
UC-TM 16	0819217	61	UC-TMF 10 VT	0815981	64	UC-WMC 3,1 (30X4) OG	0823863	165	UC-WMC 7,5 (23X8) BU	0818946	169
UC-TM 16 BU	0817769	61	UC-TMF 10 VT CUS	0824667	64	UC-WMC 3,1 (30X4) OG CUS	0824722	165	UC-WMC 7,5 (23X8) BU CUS	0824768	169
UC-TM 16 BU CUS	0824622	61	UC-TMF 10 YE	0818687	64	UC-WMC 3,1 (30X4) RD	0820769	165	UC-WMC 7,5 (23X8) CUS	0824767	169
UC-TM 16 CUS	0824621	61	UC-TMF 10 YE CUS	0824668	64	UC-WMC 3,1 (30X4) RD CUS	0824723	165	UC-WMC 7,5 (23X8) GN	0818959	169
UC-TM 16 GN	0817756	61	UC-TMF 12	0819233	65	UC-WMC 3,1 (30X4) VT	0825372	165	UC-WMC 7,5 (23X8) GN CUS	0824769	169
UC-TM 16 GN CUS	0824623	61	UC-TMF 12 BU	0817853	65	UC-WMC 3,1 (30X4) VT CUS	0826777	165	UC-WMC 7,5 (23X8) OG	0818920	169
UC-TM 16 OG	0817772	61	UC-TMF 12 BU CUS	0824671	65	UC-WMC 3,1 (30X4) YE	0819644	165	UC-WMC 7,5 (23X8) OG CUS	0824770	169
UC-TM 16 OG CUS	0824624	61	UC-TMF 12 CUS	0824670	65	UC-WMC 3,1 (30X4) YE CUS	0824717	165	UC-WMC 7,5 (23X8) RD	0819039	169
UC-TM 16 RD	0817798	61	UC-TMF 12 GN	0817837	65	UC-WMC 4,4 (15X 5,5) BU CUS	0824729	166	UC-WMC 7,5 (23X8) VT	0825376	169
UC-TM 16 RD CUS	0824625	61	UC-TMF 12 GN CUS	0824672	65	UC-WMC 4,4 (15X 5,5) CUS	0824728	166	UC-WMC 7,5 (23X8) VT CUS	0826785	169
UC-TM 16 VT	0822673	61	UC-TMF 12 OG	0817866	65	UC-WMC 4,4 (15X 5,5) GN CUS	0824730	166	UC-WMC 7,5 (23X8) YE	0818933	169
UC-TM 16 VT CUS	0824626	61	UC-TMF 12 OG CUS	0824673	65	UC-WMC 4,4 (15X 5,5) OG CUS	0824731	166	UC-WMC 7,5 (23X8) YE CUS	0824771	169
UC-TM 16 YE	0819220	61	UC-TMF 12 RD	0817840	65	UC-WMC 4,4 (15X 5,5) RD CUS	0824732	166	UC-WMC 7,5 (30X 8) CUS	0824776	169
UC-TM 16 YE CUS	0824627	61	UC-TMF 12 RD CUS	0824674	65	UC-WMC 4,4 (15X 5,5) YE CUS	0824733	166	UC-WMC 7,5 (30X 8) YE CUS	0824777	169
UC-TMF 4	0818166	62	UC-TMF 12 VT	0822686	65	UC-WMC 4,4 (15X5,5)	0818182	166	UC-WMC 7,5 (30X8)	0819673	169
UC-TMF 4 BU	0818496	62	UC-TMF 12 VT CUS	0824675	65	UC-WMC 4,4 (15X5,5) BU	0818849	166	UC-WMC 7,5 (30X8) BU	0820950	169
UC-TMF 4 BU CUS	0824631	62	UC-TMF 12 YE	0819246	65	UC-WMC 4,4 (15X5,5) GN	0818865	166	UC-WMC 7,5 (30X8) BU CUS	0824780	169
UC-TMF 4 CUS	0824630	62	UC-TMF 12 YE CUS	0824676	65	UC-WMC 4,4 (15X5,5) OG	0818823	166	UC-WMC 7,5 (30X8) GN	0823708	169
UC-TMF 4 GN	0818519	62	UC-TMF 16	0819262	65	UC-WMC 4,4 (15X5,5) RD	0818852	166	UC-WMC 7,5 (30X8) GN CUS	0824781	169
UC-TMF 4 GN CUS	0824632	62	UC-TMF 16 BU	0817905	65	UC-WMC 4,4 (15X5,5) VT	0825373	166	UC-WMC 7,5 (30X8) OG	0823724	169
UC-TMF 4 OG	0818470	62	UC-TMF 16 BU CUS	0824679	65	UC-WMC 4,4 (15X5,5) VT CUS	0826779	166	UC-WMC 7,5 (30X8) OG CUS	0824782	169
UC-TMF 4 OG CUS	0824633	62	UC-TMF 16 CUS	0824678	65	UC-WMC 4,4 (15X5,5) YE	0818836	166	UC-WMC 7,5 (30X8) RD	0820963	169
UC-TMF 4 RD	0818506	62	UC-TMF 16 GN	0817921	65	UC-WMC 4,4 (23X 5,5) BU CUS	0824741	167	UC-WMC 7,5 (30X8) RD CUS	0824783	169
UC-TMF 4 RD CUS	0824634	62	UC-TMF 16 GN CUS	0824680	65	UC-WMC 4,4 (23X 5,5) CUS	0824740	167	UC-WMC 7,5 (30X8) VT	0825377	169
UC-TMF 4 VT	0815897	62	UC-TMF 16 OG	0817811	65	UC-WMC 4,4 (23X 5,5) GN CUS	0824742	167	UC-WMC 7,5 (30X8) VT CUS	0826787	169
UC-TMF 4 VT CUS	0824635	62	UC-TMF 16 OG CUS	0824681	65	UC-WMC 4,4 (23X 5,5) OG CUS	0824743	167	UC-WMC 7,5 (30X8) YE	0819686	169
UC-TMF 4 YE	0818483	62	UC-TMF 16 RD	0817824	65	UC-WMC 4,4 (23X 5,5) RD CUS	0824744	167	UC-WMCO 1,6 (12X3)	0827092	170
UC-TMF 4 YE CUS	0824636	62	UC-TMF 16 RD CUS	0824682	65	UC-WMC 4,4 (23X 5,5) YE CUS	0824745	167	UC-WMCO 1,6 (12X3) BU	0827514	170
UC-TMF 5	0818153	63	UC-TMF 16 VT	0822699	65	UC-WMC 4,4 (23X5,5)	0818195	167	UC-WMCO 1,6 (12X3) BU CUS	0829034	170
UC-TMF 5 BU	0818548	63	UC-TMF 16 VT CUS	0824683	65	UC-WMC 4,4 (23X5,5) BU	0818894	167	UC-WMCO 1,6 (12X3) CUS	0829032	170

Index

Alphabetical

Type	Order No.	Page	Type	Order No.	Page	Type	Order No.	Page	Type	Order No.	Page
UC-WMCO 1.6 (12X3) GN	0827515	170	UC-WMCO 2.9 (21X3,5) YE CUS	0829068	173	UC-WMT (12X4) OG	0823588	177	UC-WMTB (44X15) YE CUS	0829409	179
UC-WMCO 1.6 (12X3) GN CUS	0829035	170	UC-WMCO 3.6 (12X4,5)	0827176	173	UC-WMT (12X4) OG CUS	0827036	177	UC-WMTB (52X30)	5775288	179
UC-WMCO 1.6 (12X3) OG	0827517	170	UC-WMCO 3.6 (12X4,5) BU	0827586	173	UC-WMT (12X4) RD	0823614	177	UC-WMTB (52X30) CUS	0829432	179
UC-WMCO 1.6 (12X3) OG CUS	0829037	170	UC-WMCO 3.6 (12X4,5) BU CUS	0829076	173	UC-WMT (12X4) RD CUS	0827035	177	UC-WMTB (52X50)	5775289	179
UC-WMCO 1.6 (12X3) RD	0827516	170	UC-WMCO 3.6 (12X4,5) CUS	0829074	173	UC-WMT (12X4) VT	0825378	177	UC-WMTB (52X50) CUS	0829433	179
UC-WMCO 1.6 (12X3) RD CUS	0829036	170	UC-WMCO 3.6 (12X4,5) GN	0827587	173	UC-WMT (12X4) VT CUS	0827038	177	UC-WMTBA (24X5)	0820426	180
UC-WMCO 1.6 (12X3) VT	0827518	170	UC-WMCO 3.6 (12X4,5) GN CUS	0829077	173	UC-WMT (12X4) YE	0823591	177	UC-WMTBA (24X5) BU	0820552	180
UC-WMCO 1.6 (12X3) VT CUS	0829038	170	UC-WMCO 3.6 (12X4,5) OG	0827589	173	UC-WMT (12X4) YE CUS	0827037	177	UC-WMTBA (24X5) BU CUS	0824861	180
UC-WMCO 1.6 (12X3) YE	0827513	170	UC-WMCO 3.6 (12X4,5) OG CUS	0829079	173	UC-WMT (15X 4) BU CUS	0824813	177	UC-WMTBA (24X5) CUS	0824860	180
UC-WMCO 1.6 (12X3) YE CUS	0829033	170	UC-WMCO 3.6 (12X4,5) RD	0827588	173	UC-WMT (15X 4) CUS	0824812	177	UC-WMTBA (24X5) GN	0825343	180
UC-WMCO 1.6 (21X3)	0827106	171	UC-WMCO 3.6 (12X4,5) RD CUS	0829078	173	UC-WMT (15X 4) RD CUS	0824814	177	UC-WMTBA (24X5) GN CUS	0826799	180
UC-WMCO 1.6 (21X3) BU	0827526	171	UC-WMCO 3.6 (12X4,5) VT	0827590	173	UC-WMT (15X 4) YE CUS	0824815	177	UC-WMTBA (24X5) OG	0825342	180
UC-WMCO 1.6 (21X3) BU CUS	0829041	171	UC-WMCO 3.6 (12X4,5) YE CUS	0829080	173	UC-WMT (15X4) BU	0819398	177	UC-WMTBA (24X5) OG CUS	0826800	180
UC-WMCO 1.6 (21X3) CUS	0829039	171	UC-WMCO 3.6 (12X4,5) VT	0827585	173	UC-WMT (15X4) BU	0821030	177	UC-WMTBA (24X5) RD	0820565	180
UC-WMCO 1.6 (21X3) GN	0827527	171	UC-WMCO 3.6 (12X4,5) YE CUS	0829075	173	UC-WMT (15X4) GN	0824040	177	UC-WMTBA (24X5) RD CUS	0824862	180
UC-WMCO 1.6 (21X3) GN CUS	0829042	171	UC-WMCO 3.6 (21X4,5)	0827190	173	UC-WMT (15X4) GN CUS	0824820	177	UC-WMTBA (24X5) VT	0825344	180
UC-WMCO 1.6 (21X3) OG	0827529	171	UC-WMCO 3.6 (21X4,5) BU	0827598	173	UC-WMT (15X4) OG	0824037	177	UC-WMTBA (24X5) VT CUS	0826801	180
UC-WMCO 1.6 (21X3) OG CUS	0829044	171	UC-WMCO 3.6 (21X4,5) BU CUS	0829083	173	UC-WMT (15X4) OG CUS	0824821	177	UC-WMTBA (24X5) VT	0820439	180
UC-WMCO 1.6 (21X3) RD	0827528	171	UC-WMCO 3.6 (21X4,5) CUS	0829081	173	UC-WMT (15X4) RD	0821043	177	UC-WMTBA (24X5) YE CUS	0824863	180
UC-WMCO 1.6 (21X3) RD CUS	0829043	171	UC-WMCO 3.6 (21X4,5) GN	0827599	173	UC-WMT (15X4) VT	0825361	177	UC-WMTBA (29X8)	0820183	181
UC-WMCO 1.6 (21X3) VT	0827530	171	UC-WMCO 3.6 (21X4,5) GN CUS	0829084	173	UC-WMT (15X4) VT CUS	0826791	177	UC-WMTBA (29X8) BU	0820594	181
UC-WMCO 1.6 (21X3) VT CUS	0829045	171	UC-WMCO 3.6 (21X4,5) OG	0827601	173	UC-WMT (15X4) YE	0819408	177	UC-WMTBA (29X8) BU CUS	0824869	181
UC-WMCO 1.6 (21X3) YE	0827525	171	UC-WMCO 3.6 (21X4,5) OG CUS	0829086	173	UC-WMT (18X4)	0820293	177	UC-WMTBA (29X8) CUS	0824868	181
UC-WMCO 1.6 (21X3) YE CUS	0829040	171	UC-WMCO 3.6 (21X4,5) RD	0827600	173	UC-WMT (18X4) BU	0821072	177	UC-WMTBA (29X8) GN	0825346	181
UC-WMCO 2.1 (12X3)	0827120	171	UC-WMCO 3.6 (21X4,5) RD CUS	0829085	173	UC-WMT (18X4) BU CUS	0824825	177	UC-WMTBA (29X8) GN CUS	0826805	181
UC-WMCO 2.1 (12X3) BU	0827538	171	UC-WMCO 3.6 (21X4,5) VT	0827602	173	UC-WMT (18X4) CUS	0824824	177	UC-WMTBA (29X8) OG	0825345	181
UC-WMCO 2.1 (12X3) BU CUS	0829048	171	UC-WMCO 3.6 (21X4,5) VT CUS	0829087	173	UC-WMT (18X4) GN	0824082	177	UC-WMTBA (29X8) RD CUS	0826806	181
UC-WMCO 2.1 (12X3) CUS	0829046	171	UC-WMCO 3.6 (21X4,5) YE	0827597	173	UC-WMT (18X4) GN CUS	0824832	177	UC-WMTBA (29X8) OG	0820604	181
UC-WMCO 2.1 (12X3) GN	0827539	171	UC-WMCO 3.6 (21X4,5) YE CUS	0829082	173	UC-WMT (18X4) OG	0824079	177	UC-WMTBA (29X8) RD CUS	0824870	181
UC-WMCO 2.1 (12X3) GN CUS	0829049	171	UC-WMCO 3.6 TOOL	0827804	172	UC-WMT (18X4) OG CUS	0824833	177	UC-WMTBA (29X8) VT	0825347	181
UC-WMCO 2.1 (12X3) OG	0827541	171	UC-WMCO 4.9 (12X5)	0827733	174	UC-WMT (18X4) RD	0821085	177	UC-WMTBA (29X8) VT CUS	0826807	181
UC-WMCO 2.1 (12X3) OG CUS	0829051	171	UC-WMCO 4.9 (12X5) BU	0827735	174	UC-WMT (18X4) RD CUS	0824826	177	UC-WMTBA (29X8) YE CUS	0820390	181
UC-WMCO 2.1 (12X3) RD	0827540	171	UC-WMCO 4.9 (12X5) BU CUS	0829090	174	UC-WMT (18X4) VT	0825362	177	UC-WMTBA (29X8) YE CUS	0824871	181
UC-WMCO 2.1 (12X3) RD CUS	0829050	171	UC-WMCO 4.9 (12X5) CUS	0829088	174	UC-WMT (18X4) VT CUS	0826793	177	UC-WMTBA (60X11)	0820468	181
UC-WMCO 2.1 (12X3) VT	0827542	171	UC-WMCO 4.9 (12X5) GN	0827736	174	UC-WMT (18X4) YE	0820303	177	UC-WMTBA (60X11) BU	0820633	181
UC-WMCO 2.1 (12X3) VT CUS	0829052	171	UC-WMCO 4.9 (12X5) GN CUS	0829091	174	UC-WMT (18X4) YE CUS	0824827	177	UC-WMTBA (60X11) BU CUS	0824877	181
UC-WMCO 2.1 (12X3) YE	0827537	171	UC-WMCO 4.9 (12X5) OG	0827738	174	UC-WMT (23X4)	0819411	178	UC-WMTBA (60X11) CUS	0824876	181
UC-WMCO 2.1 (12X3) YE CUS	0829047	171	UC-WMCO 4.9 (12X5) OG CUS	0829093	174	UC-WMT (23X4) BU	0821111	178	UC-WMTBA (60X11) GN	0825349	181
UC-WMCO 2.1 (21X3)	0827134	171	UC-WMCO 4.9 (12X5) RD	0827737	174	UC-WMT (23X4) BU CUS	0824839	178	UC-WMTBA (60X11) RD CUS	0826811	181
UC-WMCO 2.1 (21X3) BU	0807550	171	UC-WMCO 4.9 (12X5) RD CUS	0829092	174	UC-WMT (23X4) CUS	0824838	178	UC-WMTBA (60X11) OG	0825348	181
UC-WMCO 2.1 (21X3) BU CUS	0829055	171	UC-WMCO 4.9 (12X5) VT	0827739	174	UC-WMT (23X4) GN	0824121	178	UC-WMTBA (60X11) OG CUS	0826812	181
UC-WMCO 2.1 (21X3) CUS	0829053	171	UC-WMCO 4.9 (12X5) VT CUS	0829094	174	UC-WMT (23X4) GN CUS	0824840	178	UC-WMTBA (60X11) RD	0820646	181
UC-WMCO 2.1 (21X3) GN	0827551	171	UC-WMCO 4.9 (12X5) YE	0827734	174	UC-WMT (23X4) OG	0824118	178	UC-WMTBA (60X11) RD CUS	0824878	181
UC-WMCO 2.1 (21X3) GN CUS	0829056	171	UC-WMCO 4.9 (12X5) YE CUS	0829089	174	UC-WMT (23X4) OG CUS	0824841	178	UC-WMTBA (60X11) VT	0825350	181
UC-WMCO 2.1 (21X3) OG	0827553	171	UC-WMCO 4.9 (21X5)	0827747	174	UC-WMT (23X4) RD	0821124	178	UC-WMTBA (60X11) VT CUS	0826813	181
UC-WMCO 2.1 (21X3) OG CUS	0829058	171	UC-WMCO 4.9 (21X5) BU	0827749	174	UC-WMT (23X4) RD CUS	0824842	178	UC-WMTBA (60X11) YE	0820471	181
UC-WMCO 2.1 (21X3) RD	0827552	171	UC-WMCO 4.9 (21X5) BU CUS	0829097	174	UC-WMT (23X4) RD CUS	0825363	178	UC-WMTBA (60X11) YE CUS	0824879	181
UC-WMCO 2.1 (21X3) RD CUS	0829057	171	UC-WMCO 4.9 (21X5) CUS	0829095	174	UC-WMT (23X4) VT CUS	0826795	178	UC1-TM 5	0821784	118
UC-WMCO 2.1 (21X3) VT	0827554	171	UC-WMCO 4.9 (21X5) GN	0827750	174	UC-WMT (23X4) YE	0819424	178	UC1-TM 5 BU	0828188	118
UC-WMCO 2.1 (21X3) VT CUS	0829059	171	UC-WMCO 4.9 (21X5) GN CUS	0829098	174	UC-WMT (23X4) YE CUS	0824843	178	UC1-TM 5 BU CUS	0828321	118
UC-WMCO 2.1 (21X3) YE	0827549	171	UC-WMCO 4.9 (21X5) OG	0827752	174	UC-WMT (30X 4) CUS	0824848	178	UC1-TM 5 CUS	0824507	118
UC-WMCO 2.1 (21X3) YE CUS	0829054	171	UC-WMCO 4.9 (21X5) OG CUS	0829100	174	UC-WMT (30X 4) YE CUS	0824849	178	UC1-TM 5 GN	0828189	118
UC-WMCO 2.1 TOOL	0827803	172	UC-WMCO 4.9 (21X5) RD	0827751	174	UC-WMT (30X4)	0819437	178	UC1-TM 5 GN CUS	0828322	118
UC-WMCO 2.9 (12X3,5)	0827148	172	UC-WMCO 4.9 (21X5) RD CUS	0829099	174	UC-WMT (30X4) BU	0821153	178	UC1-TM 5 OG	0828186	118
UC-WMCO 2.9 (12X3,5) BU	0827562	172	UC-WMCO 4.9 (21X5) RD CUS	0827753	174	UC-WMT (30X4) BU CUS	0824852	178	UC1-TM 5 OG CUS	0828319	118
UC-WMCO 2.9 (12X3,5) BU CUS	0829062	172	UC-WMCO 4.9 (21X5) VT CUS	0829101	174	UC-WMT (30X4) GN	0824163	178	UC1-TM 5 RD	0828185	118
UC-WMCO 2.9 (12X3,5) CUS	0829060	172	UC-WMCO 4.9 (21X5) YE	0827748	174	UC-WMT (30X4) GN CUS	0824853	178	UC1-TM 5 RD CUS	0828318	118
UC-WMCO 2.9 (12X3,5) GN	0827563	172	UC-WMCO 4.9 (21X5) YE CUS	0829096	174	UC-WMT (30X4) OG	0824150	178	UC1-TM 5 YE	0828187	118
UC-WMCO 2.9 (12X3,5) GN CUS	0829063	172	UC-WMCO 5.8 TOOL	0827805	174	UC-WMT (30X4) OG CUS	0824854	178	UC1-TM 5 YE CUS	0828320	118
UC-WMCO 2.9 (12X3,5) OG	0827565	172	UC-WMCO TOOL SET	0827807	170	UC-WMT (30X4) RD	0821166	178	UC1-TM 6	0821247	119
UC-WMCO 2.9 (12X3,5) OG CUS	0829065	172	UC-WMT (10X 4) BU CUS	0824789	176	UC-WMT (30X4) RD CUS	0824855	178	UC1-TM 6 BU	0828193	119
UC-WMCO 2.9 (12X3,5) RD	0827564	172	UC-WMT (10X 4) CUS	0824788	176	UC-WMT (30X4) VT	0825364	178	UC1-TM 6 BU CUS	0828326	119
UC-WMCO 2.9 (12X3,5) RD CUS	0829064	172	UC-WMT (10X 4) RD CUS	0824790	176	UC-WMT (30X4) VT CUS	0826797	178	UC1-TM 6 CUS	0824509	119
UC-WMCO 2.9 (12X3,5) VT	0827566	172	UC-WMT (10X 4) YE CUS	0824791	176	UC-WMT (30X4) YE	0819440	178	UC1-TM 6 GN	0828194	119
UC-WMCO 2.9 (12X3,5) VT CUS	0829066	172	UC-WMT (10X4)	0819372	176	UC-WMTB (44X15)	0828376	179	UC1-TM 6 GN CUS	0828327	119
UC-WMCO 2.9 (12X3,5) YE	0827561	172	UC-WMT (10X4) BU	0820992	176	UC-WMTB (44X15) BN	0828384	179	UC1-TM 6 OG	0828191	119
UC-WMCO 2.9 (12X3,5) YE CUS	0829061	172	UC-WMT (10X4) GN	0823999	176	UC-WMTB (44X15) BN CUS	0829402	179	UC1-TM 6 OG CUS	0828324	119
UC-WMCO 2.9 (21X3,5)	0827162	173	UC-WMT (10X4) GN CUS	0824795	176	UC-WMTB (44X15) BU	0828381	179	UC1-TM 6 RD	0828190	119
UC-WMCO 2.9 (21X3,5) BU	0827574	173	UC-WMT (10X4) OG	0829896	176	UC-WMTB (44X15) BU CUS	0829403	179	UC1-TM 6 RD CUS	0828323	119
UC-WMCO 2.9 (21X3,5) BU CUS	0829069	173	UC-WMT (10X4) OG CUS	0824796	176	UC-WMTB (44X15) CUS	0829379	179	UC1-TM 6 YE	0828192	119
UC-WMCO 2.9 (21X3,5) CUS	0829067	173	UC-WMT (10X4) RD	0821001	176	UC-WMTB (44X15) GN	0828382	179	UC1-TM 6 YE CUS	0828325	119
UC-WMCO 2.9 (21X3,5) GN	0827575	173	UC-WMT (10X4) VT	0825360	176	UC-WMTB (44X15) GN CUS	0829404	179	UC1-TM 8	0821739	119
UC-WMCO 2.9 (21X3,5) GN CUS	0829070	173	UC-WMT (10X4) VT CUS	0826789	176	UC-WMTB (44X15) OG	0828378	179	UC1-TM 8 BU	0828198	119
UC-WMCO 2.9 (21X3,5) RD	0827577	173	UC-WMT (10X4) YE	0819385	176	UC-WMTB (44X15) OG CUS	0829405	179	UC1-TM 8 BU CUS	0828331	119
UC-WMCO 2.9 (21X3,5) RD CUS	0829072	173	UC-WMT (12X4)	0823517	177	UC-WMTB (44X15) RD	0828377	179	UC1-TM 8 CUS	0824511	119
UC-WMCO 2.9 (21X3,5) VT	0827576	173	UC-WMT (12X4) BU	0823575	177	UC-WMTB (44X15) SR	0828383	179	UC1-TM 8 GN	0828199	119
UC-WMCO 2.9 (21X3,5) RD CUS	0829071	173	UC-WMT (12X4) BU CUS	0827039	177	UC-WMTB (44X15) SR CUS	0829407	179	UC1-TM 8 GN CUS	0828332	119
UC-WMCO 2.9 (21X3,5) VT	0827578	173	UC-WMT (12X4) CUS	0827033	177	UC-WMTB (44X15)					

Type	Order No.	Page	Type	Order No.	Page	Type	Order No.	Page	Type	Order No.	Page
UC1-TM 8 RD CUS	0828328	119	UCT-EM (10X7) TQ CUS	0801586	249	UCT-TM 12 RD CUS	0829631	85	UCT-TM 7,62 GN CUS	0829615	84
UC1-TM 8 YE	0828197	119	UCT-EM (10X8)	0801485	249	UCT-TM 12 VT	0829176	85	UCT-TM 7,62 OG	0829511	84
UC1-TM 8 YE CUS	0828330	119	UCT-EM (10X8) CUS	0801570	249	UCT-TM 12 VT CUS	0829634	85	UCT-TM 7,62 OG CUS	0829611	84
UC1-TMF 4	0821360	120	UCT-EM (10X8) TQ	0801486	249	UCT-TM 12 YE	0829145	85	UCT-TM 7,62 RD	0829510	84
UC1-TMF 4 BU	0828203	120	UCT-EM (10X8) TQ CUS	0801572	249	UCT-TM 12 YE CUS	0829633	85	UCT-TM 7,62 RD CUS	0829610	84
UC1-TMF 4 BU CUS	0828336	120	UCT-EM (12X3,3)	0801502	250	UCT-TM 16	0829146	85	UCT-TM 7,62 VT	0829512	84
UC1-TMF 4 CUS	0824513	120	UCT-EM (12X3,3) CUS	0801577	250	UCT-TM 16 BU	0829182	85	UCT-TM 7,62 VT CUS	0829613	84
UC1-TMF 4 GN	0828204	120	UCT-EM (12X6)	0801503	251	UCT-TM 16 BU CUS	0829642	85	UCT-TM 7,62 YE	0828739	84
UC1-TMF 4 GN CUS	0828337	120	UCT-EM (12X6) CUS	0801578	251	UCT-TM 16 CUS	0829637	85	UCT-TM 7,62 YE CUS	0829612	84
UC1-TMF 4 OG	0828201	120	UCT-EM (12X7)	0801501	251	UCT-TM 16 GN	0829183	85	UCT-TM 8	0829740	84
UC1-TMF 4 OG CUS	0828334	120	UCT-EM (12X7) CUS	0801587	251	UCT-TM 16 GN CUS	0829643	85	UCT-TM 8 BU	0829167	84
UC1-TMF 4 RD	0828200	120	UCT-EM (15X10)	0801504	251	UCT-TM 16 OG	0829180	85	UCT-TM 8 BU CUS	0829621	84
UC1-TMF 4 RD CUS	0828333	120	UCT-EM (15X10) CUS	0801588	251	UCT-TM 16 OG CUS	0829639	85	UCT-TM 8 CUS	0829616	84
UC1-TMF 4 YE	0828202	120	UCT-EM (17,5X7,5)	0801482	253	UCT-TM 16 RD	0829179	85	UCT-TM 8 GN	0829168	84
UC1-TMF 4 YE CUS	0828335	120	UCT-EM (17,5X7,5) CUS	0801566	253	UCT-TM 16 RD CUS	0829638	85	UCT-TM 8 GN CUS	0829622	84
UC1-TMF 5	0821425	121	UCT-EM (17,5X8)	0801496	254	UCT-TM 16 VT	0829181	85	UCT-TM 8 OG	0829165	84
UC1-TMF 5 BU	0828207	121	UCT-EM (17,5X8) CUS	0801582	254	UCT-TM 16 VT CUS	0829641	85	UCT-TM 8 OG CUS	0829618	84
UC1-TMF 5 BU CUS	0828341	121	UCT-EM (17,5X9)	0801491	255	UCT-TM 16 YE	0829147	85	UCT-TM 8 RD	0829164	84
UC1-TMF 5 CUS	0824515	121	UCT-EM (17,5X9) CUS	0801575	255	UCT-TM 16 YE CUS	0829640	85	UCT-TM 8 RD CUS	0829617	84
UC1-TMF 5 GN	0828208	121	UCT-EM (17,5X9) YE	0801492	255	UCT-TM 3,5	0829484	82	UCT-TM 8 VT	0829166	84
UC1-TMF 5 GN CUS	0828342	121	UCT-EM (17,5X9) YE CUS	0801576	255	UCT-TM 3,5 BU	0829508	82	UCT-TM 8 VT CUS	0829620	84
UC1-TMF 5 OG	0828206	121	UCT-EM (17X10)	0801483	253	UCT-TM 3,5 BU CUS	0829586	82	UCT-TM 8 YE	0828741	84
UC1-TMF 5 OG CUS	0828339	121	UCT-EM (17X10) CUS	0801567	253	UCT-TM 3,5 CUS	0829581	82	UCT-TM 8 YE CUS	0829619	84
UC1-TMF 5 RD	0828205	121	UCT-EM (17X10) YE	0801484	253	UCT-TM 3,5 GN	0829509	82	UCT-TMF 10	0829204	89
UC1-TMF 5 RD CUS	0828338	121	UCT-EM (17X10) YE CUS	0801569	253	UCT-TM 3,5 GN CUS	0829587	82	UCT-TMF 10 BU	0829209	89
UC1-TMF 5 YE	0828127	121	UCT-EM (17X8)	0801482	253	UCT-TM 3,5 OG	0829506	82	UCT-TMF 10 BU CUS	0829684	89
UC1-TMF 5 YE CUS	0828340	121	UCT-EM (17X8) CUS	0801567	253	UCT-TM 3,5 OG CUS	0829583	82	UCT-TMF 10 CUS	0829679	89
UC1-TMF 6	0821483	121	UCT-EM (17X9)	0801475	252	UCT-TM 3,5 RD	0829505	82	UCT-TMF 10 GN	0829210	89
UC1-TMF 6 BU	0828212	121	UCT-EM (17X9) CUS	0801559	252	UCT-TM 3,5 RD CUS	0829582	82	UCT-TMF 10 GN CUS	0829685	89
UC1-TMF 6 BU CUS	0828346	121	UCT-EM (17X9) YE	0801476	252	UCT-TM 3,5 VT	0829507	82	UCT-TMF 10 OG	0829206	89
UC1-TMF 6 CUS	0824517	121	UCT-EM (17X9) YE CUS	0801560	252	UCT-TM 3,5 VT CUS	0829585	82	UCT-TMF 10 OG CUS	0829681	89
UC1-TMF 6 GN	0828213	121	UCT-EM (18X8)	0801488	255	UCT-TM 3,5 YE	0829485	82	UCT-TMF 10 RD	0829205	89
UC1-TMF 6 GN CUS	0828347	121	UCT-EM (18X8) CUS	0801573	255	UCT-TM 3,5 YE CUS	0829584	82	UCT-TMF 10 RD CUS	0829680	89
UC1-TMF 6 OG	0828210	121	UCT-EM (20X7)	0801494	255	UCT-TM 4	0828732	83	UCT-TMF 10 VT	0829208	89
UC1-TMF 6 OG CUS	0828344	121	UCT-EM (20X7) CUS	0801580	255	UCT-TM 4 BU	0829152	83	UCT-TMF 10 VT CUS	0829683	89
UC1-TMF 6 RD	0828209	121	UCT-EM (20X7) TQ	0801495	255	UCT-TM 4 BU CUS	0829593	83	UCT-TMF 10 YE	0829207	89
UC1-TMF 6 RD CUS	0828343	121	UCT-EM (20X7) TQ CUS	0801581	255	UCT-TM 4 CUS	0829588	83	UCT-TMF 10 YE CUS	0829682	89
UC1-TMF 6 YE	0828211	121	UCT-EM (20X8)	0801477	256	UCT-TM 4 GN	0829153	83	UCT-TMF 12	0829214	89
UC1-TMF 6 YE CUS	0828345	121	UCT-EM (20X8) CUS	0801561	256	UCT-TM 4 GN CUS	0829594	83	UCT-TMF 12 BU	0829216	89
UC1-TMF 8	0821548	121	UCT-EM (20X9)	0801471	257	UCT-TM 4 OG	0829150	83	UCT-TMF 12 BU CUS	0829691	89
UC1-TMF 8 BU	0828217	121	UCT-EM (20X9) CUS	0801556	257	UCT-TM 4 OG CUS	0829590	83	UCT-TMF 12 CUS	0829686	89
UC1-TMF 8 BU CUS	0828351	121	UCT-EM (20X9) TQ	0801473	257	UCT-TM 4 RD	0829149	83	UCT-TMF 12 GN	0829217	89
UC1-TMF 8 CUS	0824519	121	UCT-EM (20X9) TQ CUS	0801558	257	UCT-TM 4 RD CUS	0829589	83	UCT-TMF 12 GN CUS	0829692	89
UC1-TMF 8 GN	0828218	121	UCT-EM (20X9) YE	0801472	257	UCT-TM 4 VT	0829151	83	UCT-TMF 12 OG	0829213	89
UC1-TMF 8 GN CUS	0828352	121	UCT-EM (20X9) YE CUS	0801557	257	UCT-TM 4 VT CUS	0829592	83	UCT-TMF 12 OG CUS	0829688	89
UC1-TMF 8 OG	0828215	121	UCT-EM (21X8)	0801489	257	UCT-TM 4 YE	0828733	83	UCT-TMF 12 RD	0829212	89
UC1-TMF 8 OG CUS	0828349	121	UCT-EM (21X8) CUS	0801574	257	UCT-TM 4 YE CUS	0829591	83	UCT-TMF 12 RD CUS	0829687	89
UC1-TMF 8 RD	0828214	121	UCT-EM (30X5)	0801505	108	UCT-TM 5	0828734	83	UCT-TMF 12 VT	0829215	89
UC1-TMF 8 RD CUS	0828348	121	UCT-EM (30X5) CUS	0801589	108	UCT-TM 5 BU	0829157	83	UCT-TMF 12 VT CUS	0829690	89
UC1-TMF 8 YE	0828216	121	UCT-EM (30X5) YE	0830340	108	UCT-TM 5 BU CUS	0829600	83	UCT-TMF 12 YE	0829211	89
UC1-TMF 8 YE CUS	0828350	121	UCT-EM (30X5) YE CUS	0830348	108	UCT-TM 5 CUS	0829595	83	UCT-TMF 12 YE CUS	0829689	89
UC1U-TM 5	0821302	119	UCT-EM (5X10)	0801497	247	UCT-TM 5 GN	0829158	83	UCT-TMF 16	0829218	89
UC1U-TM 5 CUS	0824521	119	UCT-EM (5X10) CUS	0801583	247	UCT-TM 5 GN CUS	0829601	83	UCT-TMF 16 BU	0829223	89
UC2-TM 4	0821713	122	UCT-EM (6X10)	0801493	248	UCT-TM 5 OG	0829155	83	UCT-TMF 16 BU CUS	0829698	89
UC2-TM 4 CUS	0824533	122	UCT-EM (6X10) CUS	0801579	248	UCT-TM 5 OG CUS	0829597	83	UCT-TMF 16 CUS	0829693	89
UC2-TM 5	0821690	123	UCT-EM (7X10)	0830765	246	UCT-TM 5 RD	0829154	83	UCT-TMF 16 GN	0829224	89
UC2-TM 5 CUS	0824535	123	UCT-EM (7X10) CUS	0830766	246	UCT-TM 5 RD CUS	0829596	83	UCT-TMF 16 GN CUS	0829699	89
UC2-TM 6	0821674	123	UCT-TM 10	0829142	85	UCT-TM 5 VT	0829156	83	UCT-TMF 16 OG	0829220	89
UC2-TM 6 CUS	0824537	123	UCT-TM 10 BU	0829172	85	UCT-TM 5 VT CUS	0829599	83	UCT-TMF 16 OG CUS	0829695	89
UC2-TM 8	0821755	123	UCT-TM 10 BU CUS	0829628	85	UCT-TM 5 YE	0828735	83	UCT-TMF 16 RD	0829219	89
UC2-TM 8 CUS	0824539	123	UCT-TM 10 CUS	0829623	85	UCT-TM 5 YE CUS	0829598	83	UCT-TMF 16 RD CUS	0829694	89
UC2F-TM 4	0822178	124	UCT-TM 10 GN	0829173	85	UCT-TM 6	0828736	83	UCT-TMF 16 VT CUS	0829697	89
UC2F-TM 4 CUS	0824525	124	UCT-TM 10 GN CUS	0829629	85	UCT-TM 6 BU	0829162	83	UCT-TMF 16 YE	0829221	89
UC2F-TM 5	0822181	125	UCT-TM 10 OG	0829170	85	UCT-TM 6 BU CUS	0829607	83	UCT-TMF 16 YE CUS	0829696	89
UC2F-TM 5 CUS	0824527	125	UCT-TM 10 OG CUS	0829625	85	UCT-TM 6 CUS	0829602	83	UCT-TMF 3,5	0829486	86
UC2F-TM 6	0822194	125	UCT-TM 10 RD	0829169	85	UCT-TM 6 GN	0829163	83	UCT-TMF 3,5 BU	0829518	86
UC2F-TM 6 CUS	0824529	125	UCT-TM 10 RD CUS	0829624	85	UCT-TM 6 GN CUS	0829608	83	UCT-TMF 3,5 BU CUS	0829649	86
UC2F-TM 8	0822204	125	UCT-TM 10 VT	0829171	85	UCT-TM 6 OG	0829160	83	UCT-TMF 3,5 CUS	0829644	86
UC2F-TM 8 CUS	0824531	125	UCT-TM 10 VT CUS	0829627	85	UCT-TM 6 OG CUS	0829604	83	UCT-TMF 3,5 GN	0829519	86
UC3-TM 5	0822369	126	UCT-TM 10 YE	0829143	85	UCT-TM 6 RD	0829159	83	UCT-TMF 3,5 GN CUS	0829650	86
UC3-TM 5 CUS	0826888	126	UCT-TM 10 YE CUS	0829626	85	UCT-TM 6 RD CUS	0829603	83	UCT-TMF 3,5 OG	0829516	86
UC3-TM 6	0822385	127	UCT-TM 12	0829144	85	UCT-TM 6 VT	0829161	83	UCT-TMF 3,5 OG CUS	0829646	86
UC3-TM 6 CUS	0826889	127	UCT-TM 12 BU	0829177	85	UCT-TM 6 VT CUS	0829606	83	UCT-TMF 3,5 RD	0829515	86
UC3-TM 8	0822408	127	UCT-TM 12 BU CUS	0829635	85	UCT-TM 6 YE	0828737	83	UCT-TMF 3,5 RD CUS	0829645	86
UC3-TM 8 CUS	0826890	127	UCT-TM 12 CUS	0829630	85	UCT-TM 6 YE CUS	0829605	83	UCT-TMF 3,5 VT	0829517	86
UCT-EM (10X5)	0801470	249	UCT-TM 12 GN	0829178	85	UCT-TM 7,62	0828738	84	UCT-TMF 3,5 VT CUS	0829648	86
UCT-EM (10X5) CUS	0801554	249	UCT-TM 12 GN CUS	0829636	85	UCT-TM 7,62 BU	0829513	84	UCT-TMF 3,5 YE	0829487	86
UCT-EM (10X7)	0801498	249	UCT-TM 12 OG	0829175	85	UCT-TM 7,62 BU CUS	0829614	84	UCT-TMF 3,5 YE CUS	0829647	86
UCT-EM (10X7) CUS	0801585	249	UCT-TM 12 OG CUS	0829632	85	UCT-TM 7,62 CUS	0829609	84	UCT-TMF 4	0828742	87
UCT-EM (10X7) TQ	0801499	249	UCT-TM 12 RD	0829174	85	UCT-TM 7,62 GN	0829514	84	UCT-TMF 4 BU	0829187	87

Alphabetical

Type	Order No.	Page	Type	Order No.	Page	Type	Order No.	Page	Type	Order No.	Page
UCT-TMF 4 BU CUS	0829656	87	UCT-WMT (12X4) GN	0801442	183	UCT1-TM 6 BU CUS	0829710	128	US-EMLF (104X140) BU	1014293	269
UCT-TMF 4 CUS	0829651	87	UCT-WMT (12X4) GN CUS	0801527	183	UCT1-TM 6 CUS	0829706	128	US-EMLF (104X140) BU CUS	1014299	269
UCT-TMF 4 GN	0829188	87	UCT-WMT (12X4) OG	0801441	183	UCT1-TM 6 GN	0829236	128	US-EMLF (104X140) BU	1014297	269
UCT-TMF 4 GN CUS	0829657	87	UCT-WMT (12X4) OG CUS	0801525	183	UCT1-TM 6 GN CUS	0829711	128	US-EMLF (104X140) YE	1014292	269
UCT-TMF 4 OG	0829185	87	UCT-WMT (12X4) RD	0801440	183	UCT1-TM 6 OG	0829233	128	US-EMLF (104X140) YE CUS	1014298	269
UCT-TMF 4 OG CUS	0829653	87	UCT-WMT (12X4) RD CUS	0801524	183	UCT1-TM 6 OG CUS	0829708	128	US-EMLF (104X70)	1014294	269
UCT-TMF 4 RD	0829184	87	UCT-WMT (12X4) VT	0801443	183	UCT1-TM 6 RD	0829232	128	US-EMLF (104X70) BU	1014296	269
UCT-TMF 4 RD CUS	0829652	87	UCT-WMT (12X4) VT CUS	0801528	183	UCT1-TM 6 RD CUS	0829707	128	US-EMLF (104X70) BU CUS	1014302	269
UCT-TMF 4 VT	0829186	87	UCT-WMT (12X4) YE	0801439	183	UCT1-TM 6 YE	0829234	128	US-EMLF (104X70) CUS	1014300	269
UCT-TMF 4 VT CUS	0829655	87	UCT-WMT (12X4) YE CUS	0801523	183	UCT1-TM 6 YE CUS	0829709	128	US-EMLF (104X70) YE	1014295	269
UCT-TMF 4 YE	0828743	87	UCT-WMT (15X4)	0801446	183	UCT1-TMF 5	0829237	129	US-EMLF (104X70) YE CUS	1014301	269
UCT-TMF 4 YE CUS	0829654	87	UCT-WMT (15X4) BU	0801452	183	UCT1-TMF 5 BU	0829241	129	US-EMLP (100X60)	0828807	259
UCT-TMF 5	0828744	87	UCT-WMT (15X4) BU CUS	0801537	183	UCT1-TMF 5 BU CUS	0829722	129	US-EMLP (100X60) CUS	0830121	261
UCT-TMF 5 BU	0829192	87	UCT-WMT (15X4) CUS	0801530	183	UCT1-TMF 5 CUS	0829718	129	US-EMLP (100X60) SR	0828910	259
UCT-TMF 5 BU CUS	0829663	87	UCT-WMT (15X4) GN	0801450	183	UCT1-TMF 5 GN	0829242	129	US-EMLP (100X60) SR CUS	0830123	261
UCT-TMF 5 CUS	0829658	87	UCT-WMT (15X4) GN CUS	0801535	183	UCT1-TMF 5 GN CUS	0829723	129	US-EMLP (100X60) YE	0828909	259
UCT-TMF 5 GN	0829193	87	UCT-WMT (15X4) OG	0801449	183	UCT1-TMF 5 OG	0829239	129	US-EMLP (100X60) YE CUS	0830122	261
UCT-TMF 5 GN CUS	0829664	87	UCT-WMT (15X4) VT CUS	0801534	183	UCT1-TMF 5 OG CUS	0829720	129	US-EMLP (104X135)	0830304	259
UCT-TMF 5 OG	0829190	87	UCT-WMT (15X4) RD	0801448	183	UCT1-TMF 5 RD	0829238	129	US-EMLP (104X135) CUS	0830387	261
UCT-TMF 5 OG CUS	0829660	87	UCT-WMT (15X4) RD CUS	0801533	183	UCT1-TMF 5 RD CUS	0829719	129	US-EMLP (104X135) SR	0830306	259
UCT-TMF 5 RD	0829189	87	UCT-WMT (15X4) VT	0801451	183	UCT1-TMF 5 YE	0829240	129	US-EMLP (104X135) SR CUS	0830389	261
UCT-TMF 5 RD CUS	0829659	87	UCT-WMT (15X4) VT CUS	0801536	183	UCT1-TMF 5 YE CUS	0829721	129	US-EMLP (104X135) YE	0830305	259
UCT-TMF 5 VT	0829191	87	UCT-WMT (15X4) YE	0801447	183	UCT1-TMF 6	0829243	129	US-EMLP (104X135) YE CUS	0830388	261
UCT-TMF 5 VT CUS	0829662	87	UCT-WMT (15X4) YE CUS	0801531	183	UCT1-TMF 6 BU	0829247	129	US-EMLP (11X9)	0828789	258
UCT-TMF 5 YE	0828745	87	UCT-WMT (18X4)	0801462	183	UCT1-TMF 6 BU CUS	0829728	129	US-EMLP (11X9) CUS	0830073	260
UCT-TMF 5 YE CUS	0829661	87	UCT-WMT (18X4) BU	0801468	183	UCT1-TMF 6 CUS	0829724	129	US-EMLP (11X9) SR	0828872	258
UCT-TMF 6	0828746	87	UCT-WMT (18X4) BU CUS	0801546	183	UCT1-TMF 6 GN	0829248	129	US-EMLP (11X9) SR CUS	0830075	260
UCT-TMF 6 BU	0829197	87	UCT-WMT (18X4) CUS	0801538	183	UCT1-TMF 6 GN CUS	0829729	129	US-EMLP (11X9) YE	0828871	258
UCT-TMF 6 BU CUS	0829670	87	UCT-WMT (18X4) GN	0801466	183	UCT1-TMF 6 OG	0829245	129	US-EMLP (11X9) YE CUS	0830074	260
UCT-TMF 6 CUS	0829665	87	UCT-WMT (18X4) GN CUS	0801544	183	UCT1-TMF 6 OG CUS	0829726	129	US-EMLP (15X5)	0828790	258
UCT-TMF 6 GN	0829198	87	UCT-WMT (18X4) OG	0801465	183	UCT1-TMF 6 RD	0829244	129	US-EMLP (15X5) CUS	0830076	260
UCT-TMF 6 GN CUS	0829671	87	UCT-WMT (18X4) OG CUS	0801543	183	UCT1-TMF 6 RD CUS	0829725	129	US-EMLP (15X5) SR	0828874	258
UCT-TMF 6 OG	0829195	87	UCT-WMT (18X4) RD	0801464	183	UCT1-TMF 6 YE	0829246	129	US-EMLP (15X5) SR CUS	0830078	260
UCT-TMF 6 OG CUS	0829667	87	UCT-WMT (18X4) RD CUS	0801541	183	UCT1-TMF 6 YE CUS	0829727	129	US-EMLP (15X5) YE	0828873	258
UCT-TMF 6 RD	0829194	87	UCT-WMT (18X4) VT	0801467	183	UCT2-TM 5/6	0829249	130	US-EMLP (15X5) YE CUS	0830077	260
UCT-TMF 6 RD CUS	0829666	87	UCT-WMT (18X4) VT CUS	0801545	183	UCT2-TM 5/6 CUS	0829250	130	US-EMLP (17X15)	0828793	258
UCT-TMF 6 VT	0829196	87	UCT-WMT (18X4) YE	0801463	183	UCT3-TM 5	0829251	131	US-EMLP (17X15) CUS	0830082	260
UCT-TMF 6 VT CUS	0829669	87	UCT-WMT (18X4) YE CUS	0801540	183	UCT3-TM 5 CUS	0829955	131	US-EMLP (17X15) SR	0828880	258
UCT-TMF 6 YE	0828747	87	UCT-WMT (23X4)	0801453	184	UCT3-TM 6	0829252	131	US-EMLP (17X15) SR CUS	0830084	260
UCT-TMF 6 YE CUS	0829668	87	UCT-WMT (23X4) BU	0801460	184	UCT3-TM 6 CUS	0829956	131	US-EMLP (17X15) YE	0828879	258
UCT-TMF 8	0828748	88	UCT-WMT (23X4) BU CUS	0801553	184	UCT5-TM 5	0828750	132	US-EMLP (17X15) YE CUS	0830083	260
UCT-TMF 8 BU	0829202	88	UCT-WMT (23X4) CUS	0801547	184	UCT5-TM 5 CUS	0829742	132	US-EMLP (17X7)	0828792	258
UCT-TMF 8 BU CUS	0829677	88	UCT-WMT (23X4) GN	0801457	184	UCT5-TM 6	0828752	133	US-EMLP (17X7) CUS	0830079	260
UCT-TMF 8 CUS	0829672	88	UCT-WMT (23X4) GN CUS	0801551	184	UCT5-TM 6 CUS	0829743	133	US-EMLP (17X7) SR	0828878	258
UCT-TMF 8 GN	0829203	88	UCT-WMT (23X4) OG	0801456	184	UCT6M-TM 5	0830756	134	US-EMLP (17X7) SR CUS	0830081	260
UCT-TMF 8 GN CUS	0829678	88	UCT-WMT (23X4) OG CUS	0801550	184	UCT6M-TM 5 CUS	0830762	134	US-EMLP (17X7) YE	0828877	258
UCT-TMF 8 OG	0829200	88	UCT-WMT (23X4) RD	0801455	184	UCT6M-TM 6	0830757	135	US-EMLP (17X7) YE CUS	0830080	260
UCT-TMF 8 OG CUS	0829674	88	UCT-WMT (23X4) RD CUS	0801549	184	UCT6M-TM 6 CUS	0830763	135	US-EMLP (20X9)	0828795	258
UCT-TMF 8 RD	0829199	88	UCT-WMT (23X4) VT	0801459	184	UCT6M-TM 8	0830758	135	US-EMLP (20X9) CUS	0830085	260
UCT-TMF 8 RD CUS	0829673	88	UCT-WMT (23X4) VT CUS	0801552	184	UCT6M-TM 8 CUS	0830764	135	US-EMLP (20X9) SR	0828884	258
UCT-TMF 8 VT	0829201	88	UCT-WMT (23X4) YE	0801454	184	UCT6R-TM 5	0830753	136	US-EMLP (20X9) SR CUS	0830087	260
UCT-TMF 8 VT CUS	0829676	88	UCT-WMT (23X4) YE CUS	0801548	184	UCT6R-TM 5 CUS	0830759	136	US-EMLP (20X9) YE	0828883	258
UCT-TMF 8 YE	0828749	88	UCT-WMT (30X4)	0801422	185	UCT6R-TM 6	0830754	137	US-EMLP (20X9) YE CUS	0830086	260
UCT-TMF 8 YE CUS	0829675	88	UCT-WMT (30X4) BU	0801428	185	UCT6R-TM 6 CUS	0830760	137	US-EMLP (22X22)	0828796	258
UCT-WMS 3,2 (12X4)	0828570	186	UCT-WMT (30X4) BU CUS	0801514	185	UCT6R-TM 8	0830755	137	US-EMLP (22X22) CUS	0830088	260
UCT-WMS 3,2 (12X4) CUS	0829951	186	UCT-WMT (30X4) CUS	0801507	185	UCT6R-TM 8 CUS	0830761	137	US-EMLP (22X22) SR	0828886	258
UCT-WMS 3,2 (12X4) YE	0828572	186	UCT-WMT (30X4) GN	0801426	185	UNIFOX-C VDE	1212202	368	US-EMLP (22X22) SR CUS	0830090	260
UCT-WMS 3,2 (12X4) YE CUS	0829952	186	UCT-WMT (30X4) GN CUS	0801511	185	UNIFOX-CE VDE	1212203	368	US-EMLP (22X22) YE	0828885	258
UCT-WMS 4,7 (12X5,5)	0828571	186	UCT-WMT (30X4) OG	0801425	185	UNIFOX-CT 4,8	1212475	369	US-EMLP (22X22) YE CUS	0830089	260
UCT-WMS 4,7 (12X5,5) CUS	0829953	186	UCT-WMT (30X4) OG CUS	0801510	185	UNIFOX-CT 4,8P	1212609	369	US-EMLP (27X12.5)	0828798	258
UCT-WMS 4,7 (12X5,5) YE	0828573	186	UCT-WMT (30X4) RD	0801424	185	UNIFOX-CT M 7,9	1212610	369	US-EMLP (27X12.5) CUS	0830094	260
UCT-WMS 4,7 (12X5,5) YE CUS	0829954	186	UCT-WMT (30X4) RD CUS	0801509	185	UNIFOX-F VDE	1212363	369	US-EMLP (27X12.5) SR	0828892	258
UCT-WMT (10X4)	0801430	182	UCT-WMT (30X4) VT	0801427	185	UNIFOX-P VDE	1212204	368	US-EMLP (27X12.5) SR CUS	0830096	260
UCT-WMT (10X4) BU	0801437	182	UCT-WMT (30X4) VT CUS	0801512	185	UNIFOX-PC VDE	1212205	368	US-EMLP (27X12.5) YE	0828891	258
UCT-WMT (10X4) BU CUS	0801521	182	UCT-WMT (30X4) YE	0801423	185	UNIFOX-PE VDE	1212529	368	US-EMLP (27X12.5) YE CUS	0830095	260
UCT-WMT (10X4) CUS	0801515	182	UCT-WMT (30X4) YE CUS	0801508	185	UNIFOX-R VDE	1212364	369	US-EMLP (27X15)	0828799	258
UCT-WMT (10X4) GN	0801435	182	UCT1-TM 5	0829482	128	UNIFOX-RV T M	1212476	370	US-EMLP (27X15) CUS	0830097	260
UCT-WMT (10X4) GN CUS	0801519	182	UCT1-TM 5 BU	0829229	128	UNIFOX-RVT M/BIT 2,4L	1212477	370	US-EMLP (27X15) SR	0828894	258
UCT-WMT (10X4) OG	0801434	182	UCT1-TM 5 BU CUS	0829704	128	UNIFOX-RVT P 4	1212478	543	US-EMLP (27X15) SR CUS	0830099	260
UCT-WMT (10X4) OG CUS	0801518	182	UCT1-TM 5 CUS	0829700	128	UNIFOX-RVT P 6	1212509	543	US-EMLP (27X15) YE	0828893	258
UCT-WMT (10X4) RD	0801433	182	UCT1-TM 5 GN	0829230	128	UNIFOX-WP	1212365	369	US-EMLP (27X15) YE CUS	0830098	260
UCT-WMT (10X4) RD CUS	0801517	182	UCT1-TM 5 GN CUS	0829705	128	US-EML (104X140)	0800465	268	US-EMLP (27X18)	0828800	259
UCT-WMT (10X4) VT	0801436	182	UCT1-TM 5 OG	0829227	128	US-EML (104X140) SR	0800466	268	US-EMLP (27X18) CUS	0830100	260
UCT-WMT (10X4) VT CUS	0801520	182	UCT1-TM 5 OG CUS	0829702	128	US-EML (104X140) YE	0800467	268	US-EMLP (27X18) SR	0828896	259
UCT-WMT (10X4) YE	0801431	182	UCT1-TM 5 RD	0829226	128	US-EML (104X3,8)	0800464	268	US-EMLP (27X18) SR CUS	0830102	260
UCT-WMT (10X4) YE CUS	0801516	182	UCT1-TM 5 RD CUS	0829701	128	US-EML (17,5X8)	0800461	268	US-EMLP (27X18) YE	0828895	259
UCT-WMT (12X4)	0801438	183	UCT1-TM 5 YE	0829228	128	US-EML (17,5X8) YE	0800463	268	US-EMLP (27X18) YE CUS	0830101	260
UCT-WMT (12X4) BU	0801444	183	UCT1-TM 5 YE CUS	0829703	128	US-EML (20X8)	0800458	268	US-EMLP (27X27)	0828801	259
UCT-WMT (12X4) BU CUS	0801529	183	UCT1-TM 6	0829483	128	US-EML (20X8) YE	0800460	268	US-EMLP (27X27) CUS	0830103	260
UCT-WMT (12X4) CUS	0801522	183	UCT1-TM 6 BU	0829235	128	US-EMLF (104X140)	1014291	269	US-EMLP (27X27) SR	0828898	259

Alphabetical

Type	Order No.	Page	Type	Order No.	Page	Type	Order No.	Page	Type	Order No.	Page
US-EMLP (27X27) SR CUS	0830105	260	US-EMLSP (28X10) SR CUS	0830370	267	US-EMP (52,5X15) YE CUS	0830358	265	US-TM 100 CUS	0829948	90
US-EMLP (27X27) YE	0828897	259	US-EMLSP (28X10) YE	0830344	267	US-EMP (60X15)	0828781	262	US-TMF 100	0829260	91
US-EMLP (27X27) YE CUS	0830104	260	US-EMLSP (28X10) YE CUS	0830369	267	US-EMP (60X15) CUS	0830052	263	US-TMF 100 CUS	0829949	91
US-EMLP (27X8)	0828797	258	US-EMP (100X15)	0829521	262	US-EMP (60X15) SR	0828857	262	US-TML (104X10)	0830770	93
US-EMLP (27X8) CUS	0830091	260	US-EMP (100X15) CUS	0830061	263	US-EMP (60X15) SR CUS	0830054	263	US-TML (104X2,8)	0830767	92
US-EMLP (27X8) SR	0828890	258	US-EMP (100X15) SR	0829523	262	US-EMP (60X15) YE	0828856	262	US-TML (104X3,8)	0830768	93
US-EMLP (27X8) SR CUS	0830093	260	US-EMLSP (28X10) SR CUS	0830063	263	US-EMP (60X15) YE CUS	0830053	263	US-TML (104X5)	0830769	93
US-EMLP (27X8) YE	0828889	258	US-EMP (100X15) YE	0829522	262	US-EMP (60X30)	0828782	262	US-WML 14 (25X19)	0800473	192
US-EMLP (27X8) YE CUS	0830092	260	US-EMP (100X15) YE CUS	0830062	263	US-EMP (60X30) CUS	0830055	263	US-WML 36 (25X25)	0800474	192
US-EMLP (35X5) SR	0830300	259	US-EMP (17X15)	0828774	262	US-EMP (60X30) SR	0828859	262	US-WML 6 (13X13)	0800472	192
US-EMLP (35X15) CUS	0830375	261	US-EMP (17X15) CUS	0830025	263	US-EMP (60X30) SR CUS	0830057	263	US-WMT (10X4)	0828765	187
US-EMLP (35X15) RD	0830321	259	US-EMP (17X15) SR	0828843	262	US-EMP (60X30) YE	0828858	262	US-WMT (10X4) BU	0829277	187
US-EMLP (35X15) RD CUS	0830378	261	US-EMP (17X15) SR CUS	0830027	263	US-EMP (60X30) YE CUS	0830056	263	US-WMT (10X4) BU CUS	0829962	187
US-EMLP (35X15) SR	0830320	259	US-EMP (17X15) SR	0828842	262	US-EMP (70X15)	0830297	264	US-WMT (10X4) CUS	0829957	187
US-EMLP (35X15) SR CUS	0830377	261	US-EMP (17X15) YE CUS	0830026	263	US-EMP (70X15) CUS	0830361	265	US-WMT (10X4) GN	0829278	187
US-EMLP (35X15) YE	0830319	259	US-EMP (20X9)	0829439	262	US-EMP (70X15) RD	0830315	264	US-WMT (10X4) GN CUS	0829963	187
US-EMLP (35X15) YE CUS	0830376	261	US-EMP (20X9) CUS	0830028	263	US-EMP (70X15) RD CUS	0830364	265	US-WMT (10X4) OG	0829274	187
US-EMLP (35X9)	0828802	259	US-EMP (25X6)	0829435	262	US-EMP (70X15) SR	0830314	264	US-WMT (10X4) OG CUS	0829959	187
US-EMLP (35X9) CUS	0830106	261	US-EMP (25X6) CUS	0830029	263	US-EMP (70X15) SR CUS	0830363	265	US-WMT (10X4) RD	0829273	187
US-EMLP (35X9) SR	0829430	259	US-EMP (25X6)-1	0802754	262	US-EMP (70X15) YE	0830313	264	US-WMT (10X4) RD CUS	0829958	187
US-EMLP (35X9) SR CUS	0830108	261	US-EMP (25X6)-1 CUS	0802755	263	US-EMP (70X15) YE CUS	0830362	265	US-WMT (10X4) VT	0829276	187
US-EMLP (35X9) SR CUS	0828899	259	US-EMP (27X12,5)	0828876	262	US-EMP (8,8X15)	0830293	264	US-WMT (10X4) VT CUS	0829961	187
US-EMLP (35X9) YE CUS	0830107	261	US-EMP (27X12,5) CUS	0830033	263	US-EMP (8,8X15) CUS	0830349	265	US-WMT (10X4) YE	0828952	187
US-EMLP (40X10)	0830341	259	US-EMP (27X12,5) SR	0828847	262	US-EMP (8,8X15) RD	0830428	264	US-WMT (10X4) YE CUS	0829960	187
US-EMLP (40X10) CUS	0830365	261	US-EMP (27X12,5) SR CUS	0830035	263	US-EMP (8,8X15) RD CUS	0830352	265	US-WMT (12X4)	0828766	188
US-EMLP (40X10) SR	0830328	259	US-EMP (27X12,5) YE	0828846	262	US-EMP (8,8X15) SR	0830427	264	US-WMT (12X4) BU	0829284	188
US-EMLP (40X10) SR CUS	0830367	261	US-EMP (27X12,5) YE CUS	0830034	263	US-EMP (8,8X15) SR CUS	0830351	265	US-WMT (12X4) BU CUS	0829969	188
US-EMLP (40X10) YE	0830342	259	US-EMP (27X15)	0828777	262	US-EMP (8,8X15) YE	0830426	264	US-WMT (12X4) CUS	0829964	188
US-EMLP (40X10) YE CUS	0830366	261	US-EMP (27X15) CUS	0830036	263	US-EMP (8,8X15) YE CUS	0830350	265	US-WMT (12X4) GN	0829285	188
US-EMLP (49X15)	0828803	259	US-EMP (27X15) SR	0828849	262	US-EMP (85,6X54)	0828783	262	US-WMT (12X4) GN CUS	0829970	188
US-EMLP (49X15) CUS	0830109	261	US-EMP (27X15) SR CUS	0830038	263	US-EMP (85,6X54) CUS	0830058	263	US-WMT (12X4) OG	0829281	188
US-EMLP (49X15) SR	0828902	259	US-EMP (27X15) SR	0828848	262	US-EMP (85,6X54) SR	0828861	262	US-WMT (12X4) OG CUS	0829966	188
US-EMLP (49X15) SR CUS	0830111	261	US-EMP (27X15) YE CUS	0830037	263	US-EMP (85,6X54) SR CUS	0830060	263	US-WMT (12X4) RD	0829280	188
US-EMLP (49X15) YE	0828901	259	US-EMP (27X18)	0828778	262	US-EMP (85,6X54) YE	0828860	262	US-WMT (12X4) RD CUS	0829965	188
US-EMLP (49X15) YE CUS	0830110	261	US-EMP (27X18) CUS	0830039	263	US-EMP (85,6X54) YE CUS	0830059	263	US-WMT (12X4) VT	0829283	188
US-EMLP (52,5X15)	0830301	259	US-EMP (27X18) SR	0828951	262	US-EMSP (50X30)	0828786	266	US-WMT (12X4) VT CUS	0829968	188
US-EMLP (52,5X15) CUS	0830379	261	US-EMP (27X18) SR CUS	0830041	263	US-EMSP (50X30) CUS	0830064	266	US-WMT (12X4) YE	0828953	188
US-EMLP (52,5X15) RD	0830324	259	US-EMP (27X18) YE	0828850	262	US-EMSP (50X30) SR	0828928	266	US-WMT (12X4) YE CUS	0829967	188
US-EMLP (52,5X15) RD CUS	0830382	261	US-EMP (27X18) YE CUS	0830040	263	US-EMSP (50X30) SR CUS	0830066	266	US-WMT (15X4)	0828767	188
US-EMLP (52,5X15) SR	0830323	259	US-EMP (27X27)	0828779	262	US-EMSP (50X30) YE	0828927	266	US-WMT (15X4) BU	0829291	188
US-EMLP (52,5X15) SR CUS	0830381	261	US-EMP (27X27) CUS	0830042	263	US-EMSP (50X30) YE CUS	0830065	266	US-WMT (15X4) BU CUS	0829976	188
US-EMLP (52,5X15) YE	0830322	259	US-EMP (27X27) SR	0828853	262	US-EMSP (75,6X54)	0828787	266	US-WMT (15X4) CUS	0829971	188
US-EMLP (52,5X15) YE CUS	0830380	261	US-EMP (27X27) SR CUS	0830044	263	US-EMSP (75,6X54) CUS	0830067	266	US-WMT (15X4) GN	0829292	188
US-EMLP (60X15)	0828804	259	US-EMP (27X27) YE	0828852	262	US-EMSP (75,6X54) SR	0828930	266	US-WMT (15X4) GN CUS	0829977	188
US-EMLP (60X15) CUS	0830112	261	US-EMP (27X27) YE CUS	0830043	263	US-EMSP (75,6X54) SR CUS	0830069	266	US-WMT (15X4) OG	0829288	188
US-EMLP (60X15) SR	0828904	259	US-EMP (27X8)	0828775	262	US-EMSP (75,6X54) YE	0828929	266	US-WMT (15X4) OG CUS	0829973	188
US-EMLP (60X15) SR CUS	0830114	261	US-EMP (27X8) CUS	0830030	263	US-EMSP (75,6X54) YE CUS	0830068	266	US-WMT (15X4) RD	0829287	188
US-EMLP (60X15) YE	0828903	259	US-EMP (27X8) SR	0828845	262	US-EMSP (90X60)	0828788	266	US-WMT (15X4) RD CUS	0829972	188
US-EMLP (60X15) YE CUS	0830113	261	US-EMP (27X8) SR CUS	0830032	263	US-EMSP (90X60) CUS	0830070	266	US-WMT (15X4) VT	0829290	188
US-EMLP (60X30)	0828905	259	US-EMP (27X8) YE	0828844	262	US-EMSP (90X60) SR	0828932	266	US-WMT (15X4) VT CUS	0829975	188
US-EMLP (60X30) CUS	0830115	261	US-EMP (27X8) YE CUS	0830031	263	US-EMSP (90X60) SR CUS	0830072	266	US-WMT (15X4) YE	0828954	188
US-EMLP (60X30) SR	0828906	259	US-EMP (29X8)	0829436	262	US-EMSP (90X60) YE	0828931	266	US-WMT (15X4) YE CUS	0829974	188
US-EMLP (60X30) SR CUS	0830117	261	US-EMP (29X8) CUS	0830045	263	US-EMSP (90X60) YE CUS	0830071	266	US-WMT (18X4)	0828768	189
US-EMLP (60X30) YE	0828905	259	US-EMP (29X8) YE	0829440	262	US-PML-GHS100 (13X13)	1014287	348	US-WMT (18X4) BU	0829298	189
US-EMLP (60X30) YE CUS	0830116	261	US-EMP (29X8) YE CUS	0830046	263	US-PML-GHS100 (25X25)	1014288	348	US-WMT (18X4) BU CUS	0829983	189
US-EMLP (70X15)	0830302	259	US-EMP (35X15)	0830295	264	US-PML-M100 (D100)	1014177	334	US-WMT (18X4) CUS	0829978	189
US-EMLP (70X15) CUS	0830383	261	US-EMP (35X15) CUS	0830353	265	US-PML-M100 (D100) CUS	1014179	334	US-WMT (18X4) GN	0829299	189
US-EMLP (70X15) RD	0830327	259	US-EMP (35X15) RD	0830309	264	US-PML-M100 (D50)	1014176	334	US-WMT (18X4) GN CUS	0829984	189
US-EMLP (70X15) RD CUS	0830386	261	US-EMP (35X15) RD CUS	0830356	265	US-PML-M100 (D50) CUS	1014178	334	US-WMT (18X4) OG	0829295	189
US-EMLP (70X15) SR	0830326	259	US-EMP (35X15) SR	0830308	264	US-PML-P100 (D100)	1014218	326	US-WMT (18X4) OG CUS	0829980	189
US-EMLP (70X15) SR CUS	0830385	261	US-EMP (35X15) SR CUS	0830355	265	US-PML-P100 (D100) CUS	1014220	326	US-WMT (18X4) RD	0829294	189
US-EMLP (70X15) YE	0830325	259	US-EMP (35X15) SR	0830307	264	US-PML-P100 (D50)	1014217	326	US-WMT (18X4) RD CUS	0829979	189
US-EMLP (70X15) YE CUS	0830384	261	US-EMP (35X15) YE CUS	0830354	265	US-PML-P100 (D50) CUS	1014219	326	US-WMT (18X4) VT	0829297	189
US-EMLP (8,8X15)	0830303	258	US-EMP (40X17)	0829437	262	US-PML-P200 (D100)	1014222	326	US-WMT (18X4) VT CUS	0829982	189
US-EMLP (8,8X15) CUS	0830371	260	US-EMP (40X17) CUS	0830047	263	US-PML-P200 (D100) CUS	1014224	326	US-WMT (18X4) YE	0828955	189
US-EMLP (8,8X15) RD	0830318	258	US-EMP (44X7)	0829438	262	US-PML-P200 (D50)	1014221	326	US-WMT (18X4) YE CUS	0829981	189
US-EMLP (8,8X15) RD CUS	0830374	260	US-EMP (44X7) CUS	0830048	263	US-PML-P200 (D50) CUS	1014223	326	US-WMT (23X4)	0828769	189
US-EMLP (8,8X15) SR	0830317	258	US-EMP (49X15)	0828780	262	US-PML-W100 (100X100)	1014127	320	US-WMT (23X4) BU	0829305	189
US-EMLP (8,8X15) SR CUS	0830373	260	US-EMP (49X15) CUS	0830049	263	US-PML-W100 (100X100) CUS	1014130	320	US-WMT (23X4) BU CUS	0829990	189
US-EMLP (8,8X15) YE	0830316	258	US-EMP (49X15) SR	0828855	262	US-PML-W100 (25X25)	1014125	320	US-WMT (23X4) CUS	0829985	189
US-EMLP (8,8X15) YE CUS	0830372	260	US-EMP (49X15) SR CUS	0830051	263	US-PML-W100 (25X25) CUS	1014128	320	US-WMT (23X4) GN	0829306	189
US-EMLP (85,6X54)	0828806	259	US-EMP (49X15) YE	0828854	262	US-PML-W100 (50X50)	1014126	320	US-WMT (23X4) GN CUS	0829991	189
US-EMLP (85,6X54) CUS	0830118	261	US-EMP (49X15) YE CUS	0830050	263	US-PML-W100 (50X50) CUS	1014129	320	US-WMT (23X4) OG	0829302	189

Index

Alphabetical

Type	Order No.	Page	Type	Order No.	Page	Type	Order No.	Page	Type	Order No.	Page
US-WMT (30X4)	0828770	189	WCC 30	3240256	547	WIREFOX-D SR 6	1212507	387	WML HF 3(13X10)R	0830812	196
US-WMT (30X4) BU	0829312	189	WCC 34	3240257	547	WIREFOX-D SR 6-1	1212511	387	WML HF 3(13X10)R CUS	0830824	197
US-WMT (30X4) BU CUS	0829997	189	WCC 38	3240258	547	WIREFOX-E 10	1212706	379	WML HF 3(13X10)R YE	0830813	196
US-WMT (30X4) CUS	0829992	189	WCC 42	3240259	547	WIREFOX-E 16	1212707	379	WML HF 3(13X10)R YE CUS	0830825	197
US-WMT (30X4) GN	0829313	189	WCC 56	3240260	547	WIREFOX-E 4	1212704	378	WML HF 36(25X38)R	0830822	196
US-WMT (30X4) GN CUS	0829998	189	WCC 64	3240261	547	WIREFOX-E 6SC	1212705	379	WML HF 36(25X38)R CUS	0830835	197
US-WMT (30X4) OG	0829309	189	WF 1000	1212149	471	WIREFOX-MP VDE	1212528	383	WML HF 36(25X38)R YE	0830823	196
US-WMT (30X4) OG CUS	0829994	189	WF 1000 120V	1212258	471	WM-CARRIER/B (48X10)LPR	0830423	213	WML HF 36(25X38)R YE CUS	0830836	197
US-WMT (30X4) RD	0829308	189	WF 1000/SB	1212279	471	WM-CARRIER/B (55X15)LPR	0830424	213	WML HF 5(25X10)R	0830814	196
US-WMT (30X4) RD CUS	0829993	189	WG-D HF 10,2	3241101	583	WM-CARRIER/B (85X15)LPR	0830425	213	WML HF 5(25X10)R CUS	0830826	197
US-WMT (30X4) VT	0829311	189	WG-D HF 10,2 BK	3241102	583	WML 3 (13X10)R CUS	0824884	195	WML HF 5(25X10)R YE	0830815	196
US-WMT (30X4) VT CUS	0829996	189	WG-D HF 12,7	3241103	583	WML 5 (25X10)R	0817523	194	WML HF 5(25X10)R YE CUS	0830827	197
US-WMT (30X4) YE	0828957	189	WG-D HF 12,7 BK	3241104	583	WML 5 (25X10)R CUS	0824885	195	WML HF 7,5(25X13)R	0830816	196
US-WMT (30X4) YE CUS	0829995	189	WG-D HF 16	3241105	583	WML 6 (13X13)R	0816252	194	WML HF 7,5(25X13)R CUS	0830828	197
US-WMTB (24X5)	0828771	190	WG-D HF 16 BK	3241106	583	WML 6 (13X13)R CUS	0824886	195	WML HF 7,5(25X13)R YE	0830817	196
US-WMTB (24X5) BU	0829324	190	WG-D HF 20,3	3241107	583	WML 7,5 (13X13)R CUS	0824887	195	WML HF 7,5(25X13)R YE CUS	0830829	197
US-WMTB (24X5) BU CUS	0830009	191	WG-D HF 20,3 BK	3241108	583	WML 7,5 (17X9)R	0828444	194	WML-FLAG 6 (20X10)R	0830711	198
US-WMTB (24X5) CUS	0830004	191	WG-D HF 7,6	3241099	583	WML 7,5 (17X9)R CUS	0828991	195	WML-FLAG 6 (20X10)R CUS	0830715	198
US-WMTB (24X5) GN	0829325	190	WG-D HF 7,6 BK	3241100	583	WML 7,5 (25X13)R CUS	0824888	195	WML-FLAG 6 (30X10)R	0830712	198
US-WMTB (24X5) GN CUS	0830010	191	WG-S HF 120	3241121	565	WML 12 (25X19)R CUS	0824889	195	WML-FLAG 6 (30X10)R CUS	0830716	198
US-WMTB (24X5) OG	0829321	190	WG-S HF 120 BK	3241122	565	WML 14 (25X19)R	0817536	194	WML-FLAGV 6 (20X10)R	0830713	199
US-WMTB (24X5) OG CUS	0830006	191	WG-S HF 15	3241099	583	WML 14 (25X19)R YE	0817549	194	WML-FLAGV 6 (20X10)R CUS	0830717	199
US-WMTB (24X5) RD	0829320	190	WG-S HF 15 BK	3241110	565	WML 14 (38X19)R	0817552	194	WML-FLAGV 6 (30X10)R	0830714	199
US-WMTB (24X5) RD CUS	0830005	191	WG-S HF 150	3241123	565	WML 14 (38X19)R CUS	0824892	195	WML-FLAGV 6 (30X10)R CUS	0830718	199
US-WMTB (24X5) VT	0829323	190	WG-S HF 150 BK	3241124	565	WML 18 (12X12)R	0817507	194	WMS 12,7 (60X20)R	0800369	200
US-WMTB (24X5) VT CUS	0830008	191	WG-S HF 20	3241111	565	WML 18 (12X12)R CUS	0824894	195	WMS 12,7 (60X20)R CUS	0800741	202
US-WMTB (24X5) YE	0828958	190	WG-S HF 20 BK	3241112	565	WML 20 (31X25)R	0828457	194	WMS 12,7 (60X20)R YE	0800403	203
US-WMTB (24X5) YE CUS	0830007	191	WG-S HF 40	3241113	565	WML 20 (31X25)R CUS	0828992	195	WMS 12,7 (60X20)R YE CUS	0800760	200
US-WMTB (29X8)	0828772	190	WG-S HF 40 BK	3241114	565	WML 22 (25X25)R CUS	0824895	195	WMS 12,7 (EX20)R	0800294	204
US-WMTB (29X8) BU	0829331	190	WG-S HF 50	3241115	565	WML 3 (13X10)R	0800073	194	WMS 12,7 (EX20)R BK	0800422	205
US-WMTB (29X8) BU CUS	0830016	191	WG-S HF 50 BK	3241116	565	WML 36 (25X38)R	0817510	194	WMS 12,7 (EX20)R BK CUS	0800730	207
US-WMTB (29X8) CUS	0830011	191	WG-S HF 70	3241117	565	WML 36 (25X38)R CUS	0824896	195	WMS 12,7 (EX20)R YE	0800707	206
US-WMTB (29X8) GN	0829332	190	WG-S HF 70 BK	3241118	565	WML 7,5 (13X13)R	0800074	194	WMS 12,7 (EX20)R YE	0800305	205
US-WMTB (29X8) GN CUS	0830017	191	WG-S HF 80	3241119	565	WML 7,5 (25X13)R	0800075	194	WMS 12,7 (EX20)R YE CUS	0800719	207
US-WMTB (29X8) OG	0829328	190	WG-S HF 80 BK	3241120	565	WML 12 (25X19)R	0800076	194	WMS 12,7 (EX20)RL	0800325	204
US-WMTB (29X8) OG CUS	0830013	191	WIREFOX 10	1212150	381	WML 14 (25X19)A4	0830693	193	WMS 12,7 (EX20)RL BK	0800432	205
US-WMTB (29X8) RD	0829327	190	WIREFOX 10 VDE	1212366	383	WML 14 (25X19)A4 CUS	0830705	193	WMS 12,7 (EX20)RL YE	0800333	205
US-WMTB (29X8) RD CUS	0830012	191	WIREFOX 10/SB	1212152	379	WML 14 (25X19)A4 YE	0830694	193	WMS 19,1 (60X30)R	0800370	200
US-WMTB (29X8) VT	0829330	190	WIREFOX 16	1212155	381	WML 14 (25X19)A4 YE CUS	0830706	193	WMS 19,1 (60X30)R CUS	0800742	202
US-WMTB (29X8) VT CUS	0830015	191	WIREFOX 16-1	1212157	382	WML 14 (25X19)R CUS	0824890	195	WMS 19,1 (60X30)R YE	0800404	200
US-WMTB (29X8) YE	0828959	190	WIREFOX 16-1/SB	1204944	382	WML 14 (25X19)R YE CUS	0824891	195	WMS 19,1 (60X30)R YE CUS	0800761	203
US-WMTB (29X8) YE CUS	0830014	191	WIREFOX 16/SB	1212153	379	WML 14 (25X19)RL	0830678	194	WMS 19,1 (EX30)R	0800295	204
US-WMTB (44X15)	0828773	190	WIREFOX 2,5	1212368	378	WML 14 (38X19)A4	0830675	194	WMS 19,1 (EX30)R BK	0800423	205
US-WMTB (44X15) BU	0829338	190	WIREFOX 2,5/SB	1212369	378	WML 14 (38X19)R YE CUS	0830682	195	WMS 19,1 (EX30)R BK CUS	0800731	207
US-WMTB (44X15) BU CUS	0830023	191	WIREFOX 2,5/WS	1212370	378	WML 14 (38X19)RL	0830679	194	WMS 19,1 (EX30)R CUS	0800708	206
US-WMTB (44X15) CUS	0830018	191	WIREFOX 4	1212156	380	WML 22 (25X25)R	0800078	194	WMS 19,1 (EX30)R YE	0800306	205
US-WMTB (44X15) GN	0829339	190	WIREFOX 4/SB	1212151	378	WML 22 (35X25)A4	0830695	193	WMS 19,1 (EX30)R YE CUS	0800720	207
US-WMTB (44X15) GN CUS	0830024	191	WIREFOX 6SC	1212158	381	WML 22 (35X25)A4 CUS	0830707	193	WMS 19,1 (EX30)RL	0800326	204
US-WMTB (44X15) OG	0829335	190	WIREFOX 6SC/SB	1212314	379	WML 22 (35X25)A4 YE	0830696	193	WMS 19,1 (EX30)RL BK	0800434	205
US-WMTB (44X15) OG CUS	0830020	191	WIREFOX ASI	1212154	383	WML 22 (35X25)A4 YE CUS	0830708	193	WMS 19,1 (EX30)RL YE	0800334	205
US-WMTB (44X15) RD	0829334	190	WIREFOX ASI/SB	1208076	383	WML 3 (13X10)A4	0830687	193	WMS 2,4 (15X4)R	0800379	200
US-WMTB (44X15) RD CUS	0830019	191	WIREFOX FC	1212619	383	WML 3 (13X10)A4 CUS	0830699	193	WMS 2,4 (15X4)R CUS	0800752	202
US-WMTB (44X15) VT	0829337	190	WIREFOX SAC	1212623	382	WML 3 (13X10)A4 YE	0830688	193	WMS 2,4 (15X4)R YE	0800412	200
US-WMTB (44X15) VT CUS	0830022	191	WIREFOX-CX 6,35	1212733	387	WML 3 (13X10)A4 YE CUS	0830700	193	WMS 2,4 (15X4)R YE CUS	0800770	203
US-WMTB (44X15) YE	0828960	190	WIREFOX-D 11	1212160	384	WML 36 (25X38)A4	0830697	193	WMS 2,4 (15X4)RL	0800389	201
US-WMTB (44X15) YE CUS	0830021	191	WIREFOX-D 11/SB	1212312	384	WML 36 (25X38)A4 CUS	0830709	193	WMS 2,4 (15X4)RL	0800396	201
US2-TM 100	0829268	138	WIREFOX-D 13	1212162	385	WML 36 (25X38)A4 YE	0830698	193	WMS 2,4 (30X4)R	0800373	200
US2-TM 100 CUS	0829950	138	WIREFOX-D 16	1212173	385	WML 46 (25X38)R	0800067	194	WMS 2,4 (30X4)R CUS	0800745	202
USA 10	1201578	503	WIREFOX-D 28	1212174	385	WML 5 (25X10)A4	0830689	193	WMS 2,4 (30X4)R YE	0800407	200
USA 10/4,6	1202713	503	WIREFOX-D 40	1212161	385	WML 5 (25X10)A4 CUS	0830701	193	WMS 2,4 (30X4)R YE CUS	0800765	203
USS 4	1203149	433	WIREFOX-D 40/SB	1212313	385	WML 5 (25X10)A4 YE	0830690	193	WMS 2,4 (30X4)RL	0800386	201
			WIREFOX-D CX-1	1212163	386	WML 5 (25X10)A4 YE CUS	0830702	193	WMS 2,4 (30X4)RL	0800394	201
			WIREFOX-D CX-1/SB	1212303	386	WML 5 (25X10)R YE	0830673	194	WMS 2,4 (60X4)R	0800363	200
			WIREFOX-D CX-2	1212164	386	WML 5 (25X10)R YE CUS	0830680	195	WMS 2,4 (60X4)R CUS	0800736	202
			WIREFOX-D CX-2/SB	1212304	386	WML 5 (25X10)RL	0830676	194	WMS 2,4 (60X4)R YE	0800398	200
			WIREFOX-D CX-3	1212165	386	WML 6 (13X13)R YE	0830674	194	WMS 2,4 (60X4)R YE CUS	0800755	203
			WIREFOX-D CX-3/SB	1212305	386	WML 6 (13X13)R YE CUS	0830681	195	WMS 2,4 (60X4)RL	0800383	201
			WIREFOX-D CX-4	1212166	386	WML 6 (13X13)RL	0830677	194	WMS 2,4 (60X4)RL	0800392	201
VAH	1201468	505	WIREFOX-D CX-4/SB	1212306	386	WML 6 (25X13)A4	0830703	193	WMS 2,4 (EX4)R	0800289	204
VDE-ISS 5	1203343	431	WIREFOX-D CX-5	1212167	386	WML 6 (25X13)A4 YE CUS	0830704	193	WMS 2,4 (EX4)R BK	0800415	205
VDE-ISS 6	1201934	431	WIREFOX-D CX-5/SB	1212307	386	WML 7,5 (25X13)A4	0830691	193	WMS 2,4 (EX4)R BK CUS	0800725	207
VDE-ISS 8	1201947	431	WIREFOX-D CX-6	1212168	386	WML 7,5 (25X13)A4 YE	0830692	193	WMS 2,4 (EX4)R CUS	0800701	206
			WIREFOX-D CX-6/SB	1212308	386	WML HF 14(25X19)R	0830818	196	WMS 2,4 (EX4)R YE	0800300	205
			WIREFOX-D CX-7	1212169	386	WML HF 14(25X19)R CUS	0830831	197	WMS 2,4 (EX4)R YE CUS	0800713	207
			WIREFOX-D CX-7/SB	1212309	386	WML HF 14(25X19)R YE	0830819	196	WMS 2,4 (EX4)RL	0800319	204
			WIREFOX-D CX-8	1212170	386	WML HF 14(25X19)R YE CUS	0830832	197	WMS 2,4 (EX4)RL BK	0800427	205
WCC 14	3240252	547	WIREFOX-D CX-8/SB	1212310	386	WML HF 22(25X25)R	0830820	196	WMS 2,4 (EX4)RL YE	0800328	205
WCC 18	3240253	547	WIREFOX-D CX-9	1212171	386	WML HF 22(25X25)R CUS	0830833	197	WMS 25,4 (60X40)R	0800371	200
WCC 22	3240254	547	WIREFOX-D CX-9/SB	1212311	386	WML HF 22(25X25)R YE	0830821	196	WMS 25,4 (60X40)R CUS	0800743	202
WCC 26	3240255	547	WIREFOX-D SHIELD	1212172	382	WML HF 22(25X25)R YE CUS	0830834	197	WMS 25,4 (60X40)R YE	0800405	202

V

W

Type	Order No.	Page	Type	Order No.	Page	Type	Order No.	Page	Type	Order No.	Page
WMS 25,4 (60X40)R YE CUS	0800762	203	WMS 6,4 (30X10)R YE CUS	0800768	203	WP-BASE A M32	3241086	567	WP-FS IP68 PG29	3241171	570
WMS 25,4 (EX40)R	0800296	204	WMS 6,4 (60X10)R	0800367	200	WP-BASE A M40	3241087	567	WP-FS IP68 PG36	3241172	570
WMS 25,4 (EX40)R BK	0800424	205	WMS 6,4 (60X10)R CUS	0800739	202	WP-BASE A PG16	3241079	567	WP-FS IP68 PG7	3241166	570
WMS 25,4 (EX40)R BK CUS	0800732	207	WMS 6,4 (60X10)R YE	0800401	200	WP-BASE A PG21	3241080	567	WP-FS IP68 PG9	3241167	570
WMS 25,4 (EX40)R CUS	0800709	206	WMS 6,4 (60X10)R YE CUS	0800758	203	WP-BASE A PG29	3241081	567	WP-G BRASS IP40 M10	3241044	563
WMS 25,4 (EX40)R YE	0800308	205	WMS 6,4 (EX10)R	0800292	204	WP-BASE A PG36	3241082	567	WP-G BRASS IP40 M12	3241045	563
WMS 25,4 (EX40)R YE CUS	0800722	207	WMS 6,4 (EX10)R BK	0800419	205	WP-BASE C PA HF 10,0 BK	3240958	566	WP-G BRASS IP40 M16	3241046	563
WMS 25,4 (EX40)RL	0800327	204	WMS 6,4 (EX10)R BK CUS	0800728	207	WP-BASE C PA HF 13,0 BK	3240959	566	WP-G BRASS IP40 M20	3241047	563
WMS 25,4 (EX40)RL BK	0800435	205	WMS 6,4 (EX10)R CUS	0800704	206	WP-BASE C PA HF 15,8 BK	3240960	566	WP-G BRASS IP40 M25	3241048	563
WMS 25,4 (EX40)RL YE	0800335	205	WMS 6,4 (EX10)R YE	0800303	205	WP-BASE C PA HF 21,2 BK	3240961	566	WP-G BRASS IP40 M32	3241049	563
WMS 3,2 (15X5)R	0800380	200	WMS 6,4 (EX10)R YE CUS	0800716	207	WP-BASE C PA HF 28,2 BK	3240962	566	WP-G BRASS IP40 M40	3241050	563
WMS 3,2 (15X5)R CUS	0800753	202	WMS 6,4 (EX10)RL	0800322	204	WP-BASE C PA HF 34,5 BK	3240963	566	WP-G BRASS IP40 PG11	3241039	562
WMS 3,2 (15X5)R YE	0800413	200	WMS 6,4 (EX10)RL BK	0800430	205	WP-BASE C PA HF 42,5 BK	3240964	566	WP-G BRASS IP40 PG16	3241040	562
WMS 3,2 (15X5)R YE CUS	0800771	203	WMS 6,4 (EX10)RL YE	0800331	205	WP-BASE HF 13	3240966	567	WP-G BRASS IP40 PG21	3241041	562
WMS 3,2 (15X5)RL	0800390	201	WMS 9,5 (30X16)R	0800377	200	WP-BASE HF 14	3240967	567	WP-G BRASS IP40 PG29	3241042	562
WMS 3,2 (30X5)R	0800374	200	WMS 9,5 (30X16)R CUS	0800751	202	WP-BASE HF 15,8	3240968	567	WP-G BRASS IP40 PG36	3241043	562
WMS 3,2 (30X5)R CUS	0800746	202	WMS 9,5 (30X16)R YE	0800411	200	WP-BASE HF 17	3240969	567	WP-G BRASS IP40 PG7	3241037	562
WMS 3,2 (30X5)R YE	0800408	200	WMS 9,5 (30X16)R YE CUS	0800769	203	WP-BASE HF 22	3240970	567	WP-G BRASS IP40 PG9	3241038	562
WMS 3,2 (30X5)R YE CUS	0800766	203	WMS 9,5 (60X16)R	0800368	200	WP-BASE HF 29	3240971	567	WP-G BRASS IP65 M10	3241058	564
WMS 3,2 (30X5)RL	0800387	201	WMS 9,5 (60X16)R CUS	0800740	202	WP-BASE HF 37	3240972	567	WP-G BRASS IP65 M12	3241059	564
WMS 3,2 (60X5)R	0800364	200	WMS 9,5 (60X16)R YE	0800402	200	WP-BASE HF 45	3240973	567	WP-G BRASS IP65 M16	3241060	564
WMS 3,2 (60X5)R CUS	0800737	202	WMS 9,5 (60X16)R YE CUS	0800759	203	WP-BASE HF 9-10	3240965	567	WP-G BRASS IP65 M20	3241061	564
WMS 3,2 (60X5)R YE	0800399	200	WMS 9,5 (EX16)R	0800293	204	WP-CN BRASS M10	3241145	569	WP-G BRASS IP65 M25	3241062	564
WMS 3,2 (60X5)R YE CUS	0800756	203	WMS 9,5 (EX16)R BK	0800421	205	WP-CN BRASS M12	3241146	569	WP-G BRASS IP65 M32	3241063	564
WMS 3,2 (60X5)RL	0800384	201	WMS 9,5 (EX16)R BK CUS	0800729	207	WP-CN BRASS M16	3241147	569	WP-G BRASS IP65 M40	3241064	564
WMS 3,2 (EX5)R	0800290	204	WMS 9,5 (EX16)R CUS	0800706	206	WP-CN BRASS M20	3241148	569	WP-G BRASS IP65 PG11	3241053	564
WMS 3,2 (EX5)R BK	0800416	205	WMS 9,5 (EX16)R YE	0800304	205	WP-CN BRASS M25	3241149	569	WP-G BRASS IP65 PG16	3241054	564
WMS 3,2 (EX5)R BK CUS	0800726	207	WMS 9,5 (EX16)R YE CUS	0800717	207	WP-CN BRASS M32	3241150	569	WP-G BRASS IP65 PG21	3241055	564
WMS 3,2 (EX5)R CUS	0800702	206	WMS 9,5 (EX16)RL	0800324	204	WP-CN BRASS M40	3241151	569	WP-G BRASS IP65 PG29	3241056	564
WMS 3,2 (EX5)R YE	0800301	205	WMS 9,5 (EX16)RL BK	0800431	205	WP-CN BRASS PG11	3241154	569	WP-G BRASS IP65 PG36	3241057	564
WMS 3,2 (EX5)R YE CUS	0800714	207	WMS 9,5 (EX16)RL YE	0800332	205	WP-CN BRASS PG16	3241155	569	WP-G BRASS IP65 PG7	3241051	564
WMS 3,2 (EX5)RL	0800320	204	WMT 2,4 (15X4)R	0816281	210	WP-CN BRASS PG21	3241156	569	WP-G BRASS IP65 PG9	3241052	564
WMS 3,2 (EX5)RL BK	0800428	205	WMT 2,4 (15X4)R CUS	0824927	210	WP-CN BRASS PG29	3241157	569	WP-G HF IP66 M10 BK	3240895	551
WMS 3,2 (EX5)RL YE	0800329	205	WMT 3,5 (15X5)R	0817222	210	WP-CN BRASS PG36	3241158	569	WP-G HF IP66 M12 BK	3240896	551
WMS 38,1 (60X60)R	0800372	200	WMT 3,5 (15X5)R CUS	0824928	210	WP-CN BRASS PG7	3241152	569	WP-G HF IP66 M16 BK	3240897	551
WMS 38,1 (60X60)R CUS	0800744	202	WMT 4,2 (15X6)R	0817235	210	WP-CN BRASS PG9	3241153	569	WP-G HF IP66 M20 BK	3240898	551
WMS 38,1 (60X60)R YE	0800406	200	WMT 4,2 (15X6)R CUS	0824929	210	WP-CN PA M12	3241132	568	WP-G HF IP66 M25 BK	3240899	551
WMS 38,1 (60X60)R YE CUS	0800764	203	WMT 5,5 (15X8)R	0817248	210	WP-CN PA M16	3241133	568	WP-G HF IP66 M32 BK	3240900	551
WMS 38,1 (EX60)R	0800298	204	WMT 5,5 (15X8)R CUS	0824930	210	WP-CN PA M20	3241134	568	WP-G HF IP66 M40 BK	3240901	551
WMS 38,1 (EX60)R BK	0800425	205	WMT 8,4 (17X10)R	0817251	210	WP-CN PA M25	3241135	568	WP-G HF IP66 PG11 BK	3240890	550
WMS 38,1 (EX60)R BK CUS	0800733	207	WMT 8,4 (17X10)R CUS	0824931	210	WP-CN PA M32	3241136	568	WP-G HF IP66 PG16 BK	3240891	550
WMS 38,1 (EX60)R CUS	0800710	206	WMTB (24X8)R	0816278	211	WP-CN PA M40	3241137	568	WP-G HF IP66 PG21 BK	3240892	550
WMS 38,1 (EX60)R YE	0800309	205	WMTB (24X8)R CUS	0824932	211	WP-CN PA PG11	3241140	569	WP-G HF IP66 PG29 BK	3240893	550
WMS 38,1 (EX60)R YE CUS	0800723	207	WMTB (35X15)R	0817316	211	WP-CN PA PG16	3241141	569	WP-G HF IP66 PG36 BK	3240894	550
WMS 4,8 (15X9)R	0800382	200	WMTB (35X15)R CUS	0824933	211	WP-CN PA PG21	3241142	569	WP-G HF IP66 PG7 BK	3240888	550
WMS 4,8 (15X9)R CUS	0800754	202	WMTB HF (40X12)R	0830407	212	WP-CN PA PG29	3241143	569	WP-G HF IP66 PG9 BK	3240889	550
WMS 4,8 (15X9)R YE	0800414	200	WMTB HF (40X12)R CUS	0830413	212	WP-CN PA PG36	3241144	569	WP-G HF IP69K M10 BK	3240881	551
WMS 4,8 (15X9)R YE CUS	0800772	203	WMTB HF (40X12)R YE	0830408	212	WP-CN PA PG7	3241138	569	WP-G HF IP69K M12 BK	3240882	551
WMS 4,8 (15X9)RL	0800391	201	WMTB HF (40X12)R YE CUS	0830414	212	WP-CN PA PG9	3241139	569	WP-G HF IP69K M16 BK	3240883	551
WMS 4,8 (15X9)RL BK	0800397	201	WMTB HF (55X15)R	0830409	212	WP-EC TPE HF 10,0 BK	3240974	549	WP-G HF IP69K M20 BK	3240884	551
WMS 4,8 (30X9)R	0800375	200	WMTB HF (55X15)R CUS	0830415	212	WP-EC TPE HF 13,0 BK	3240975	549	WP-G HF IP69K M25 BK	3240885	551
WMS 4,8 (30X9)R CUS	0800748	202	WMTB HF (55X15)R YE	0830410	212	WP-EC TPE HF 15,8 BK	3240976	549	WP-G HF IP69K M32 BK	3240886	551
WMS 4,8 (30X9)R YE	0800409	200	WMTB HF (55X15)R YE CUS	0830416	212	WP-EC TPE HF 21,2 BK	3240977	549	WP-G HF IP69K M40 BK	3240887	551
WMS 4,8 (30X9)R YE CUS	0800767	203	WMTB HF (55X25)R	0830411	212	WP-EC TPE HF 28,5 BK	3240978	549	WP-G HF IP69K PG11 BK	3240876	551
WMS 4,8 (30X9)RL	0800388	201	WMTB HF (55X25)R CUS	0830417	212	WP-EC TPE HF 34,5 BK	3240979	549	WP-G HF IP69K PG16 BK	3240877	551
WMS 4,8 (30X9)RL BK	0800395	201	WMTB HF (55X25)R YE	0830412	212	WP-EC TPE HF 42,5 BK	3240980	549	WP-G HF IP69K PG21 BK	3240878	551
WMS 4,8 (60X9)R	0800366	200	WMTB HF (55X25)R YE CUS	0830418	212	WP-FS HF IP68 M10	3241173	571	WP-G HF IP69K PG29 BK	3240879	551
WMS 4,8 (60X9)R CUS	0800738	202	WMTB-AL (29X8)	0830805	161	WP-FS HF IP68 M12	3241174	571	WP-G HF IP69K PG36 BK	3240880	551
WMS 4,8 (60X9)R YE	0800400	200	WMTB-AL (29X8) CUS	0830807	161	WP-FS HF IP68 M16	3241175	571	WP-G HF IP69K PG7 BK	3240874	551
WMS 4,8 (60X9)R YE CUS	0800757	203	WMTB-AL (40X15)	0830524	161	WP-FS HF IP68 M20	3241176	571	WP-G HF IP69K PG9 BK	3240875	551
WMS 4,8 (60X9)RL	0800385	201	WMTB-AL (40X15) CUS	0830526	161	WP-FS HF IP68 M25	3241177	571	WP-G PP HF M10	3240995	559
WMS 4,8 (60X9)RL BK	0800393	201	WMTB-AL (60X15)	0830525	161	WP-FS HF IP68 M32	3241178	571	WP-G PP HF M12	3240996	559
WMS 4,8 (EX9)R	0800291	204	WMTB-AL (60X15) CUS	0830527	161	WP-FS HF IP68 M40	3241179	571	WP-G PP HF M16	3240997	559
WMS 4,8 (EX9)R BK	0800418	205	WMTB-AL (D30)	0830804	161	WP-FS HF IP68 PG11	3241182	571	WP-G PP HF M20	3240998	559
WMS 4,8 (EX9)R BK CUS	0800727	207	WMTB-AL (D30) CUS	0830806	161	WP-FS HF IP68 PG16	3241183	571	WP-G PP HF M25	3240999	559
WMS 4,8 (EX9)R CUS	0800703	206	WMTW (10X4)R	0831000	209	WP-FS HF IP68 PG21	3241184	571	WP-G PP HF M32	3241000	559
WMS 4,8 (EX9)R YE	0800302	205	WMTW (10X4)R CUS	0831008	209	WP-FS HF IP68 PG29	3241185	571	WP-G PP HF M40	3241001	559
WMS 4,8 (EX9)R YE CUS	0800715	207	WMTW (10X4)R YE	0831001	209	WP-FS HF IP68 PG36	3241186	571	WP-G PP HF PG11	3240990	558
WMS 4,8 (EX9)RL	0800321	204	WMTW (10X4)R YE CUS	0831009	209	WP-FS HF IP68 PG7	3241180	571	WP-G PP HF PG16	3240991	558
WMS 4,8 (EX9)RL BK	0800429	205	WMTW (15X4)R	0831002	209	WP-FS HF IP68 PG9	3241181	571	WP-G PP HF PG21	3240992	558
WMS 4,8 (EX9)RL YE	0800330	205	WMTW (15X4)R CUS	0831010	209	WP-FS IP68 M10	3241159	570	WP-G PP HF PG29	3240993	558
WMS 50,8 (EX80)R	0800299	204	WMTW (15X4)R YE	0831003	209	WP-FS IP68 M12	3241160	570	WP-G PP HF PG36	3240994	558
WMS 50,8 (EX80)R BK	0800426	205	WMTW (15X4)R YE CUS	0831011	209	WP-FS IP68 M16	3241161	570	WP-G PP HF PG7	3240988	558
WMS 50,8 (EX80)R BK CUS	0800735	207	WMTW (23X4)R	0831004	209	WP-FS IP68 M20	3241162	570	WP-G PP HF PG9	3240989	558
WMS 50,8 (EX80)R CUS	0800711	206	WMTW (23X4)R CUS	0831007	209	WP-FS IP68 M25	3241163	570	WP-GA HF IP66 M10 BK	3240923	553
WMS 50,8 (EX80)R YE	0800311	205	WMTW (23X4)R YE	0831005	209	WP-FS IP68 M32	3241164	570	WP-GA HF IP66 M12 BK	3240924	553
WMS 50,8 (EX80)R YE CUS	0800724	207	WMTW (23X4)R YE CUS	0831006	209	WP-FS IP68 M40	3241165	570	WP-GA HF IP66 M16 BK	3240925	553
WMS 6,4 (30X10)R	0800376	200	WP-BASE A M16	3241083	567	WP-FS IP68 PG11	3241168	570	WP-GA HF IP66 M20 BK	3240926	553
WMS 6,4 (30X10)R CUS	0800749	202	WP-BASE A M20	3241084	567	WP-FS IP68 PG16	3241169	570	WP-GA HF IP66 M25 BK	3240927	553
WMS 6,4 (30X10)R YE	0800410	200	WP-BASE A M25	3241085	567	WP-FS IP68 PG21	3241170	570	WP-GA HF IP66 M32 BK	3240928	553

Index

Alphabetical

Type	Order No.	Page	Type	Order No.	Page	Type	Order No.	Page	Type	Order No.	Page
WP-GA HF IP66 M40 BK	3240929	553	WP-OR M32	3241192	571	WP-STEEL S 27	3240864	561	WT-HF 4,5X360	3240768	574
WP-GA HF IP66 PG11 BK	3240918	552	WP-OR M40	3241193	571	WP-STEEL S 36	3240689	561	WT-HF 4,5X360 BK	3240769	575
WP-GA HF IP66 PG16 BK	3240919	552	WP-OR PG11	3241196	571	WP-STEEL S 45	3240690	561	WT-HF 4,5X430	3240770	574
WP-GA HF IP66 PG21 BK	3240920	552	WP-OR PG16	3241197	571	WP-STEEL ZC 10	3240697	560	WT-HF 4,5X430 BK	3240771	575
WP-GA HF IP66 PG29 BK	3240921	552	WP-OR PG21	3241198	571	WP-STEEL ZC 14	3240865	560	WT-HF 7,8X300	3240772	574
WP-GA HF IP66 PG36 BK	3240922	552	WP-OR PG29	3241199	571	WP-STEEL ZC 17	3240698	560	WT-HF 7,8X300 BK	3240773	575
WP-GA HF IP66 PG7 BK	3240916	552	WP-OR PG36	3241200	571	WP-STEEL ZC 21	3240699	560	WT-HF 7,8X365	3240774	574
WP-GA HF IP66 PG9 BK	3240917	552	WP-OR PG7	3241194	571	WP-STEEL ZC 27	3240866	560	WT-HF 7,8X365 BK	3240775	575
WP-GA HF IP69K M10 BK	3240909	553	WP-OR PG9	3241195	571	WP-STEEL ZC 36	3240700	560	WT-HF 7,8X540	3240719	574
WP-GA HF IP69K M12 BK	3240910	553	WP-PA HF 10,0 BK	3240680	549	WP-STEEL ZC 45	3240701	560	WT-HF 7,8X540 BK	3240721	575
WP-GA HF IP69K M16 BK	3240911	553	WP-PA HF 13,0 BK	3240681	549	WS UT 10	3047361	111	WT-HF 9X780	3240778	574
WP-GA HF IP69K M20 BK	3240912	553	WP-PA HF 15,8 BK	3240682	549	WS UT 16	3047374	111	WT-HF 9X780 BK	3240779	575
WP-GA HF IP69K M25 BK	3240913	553	WP-PA HF 21,2 BK	3240683	549	WS UT 2,5	3047923	111	WT-HT HF 2,5X98	3240780	577
WP-GA HF IP69K M32 BK	3240914	553	WP-PA HF 28,5 BK	3240684	549	WS UT 35	3047387	111	WT-HT HF 2,5X98 BK	3240781	577
WP-GA HF IP69K M40 BK	3240915	553	WP-PA HF 34,5 BK	3241088	549	WS UT 4	3047332	111	WT-HT HF 3,6X140	3240782	577
WP-GA HF IP69K PG11 BK	3240904	553	WP-PA HF 42,5 BK	3241089	549	WS UT 6	3047345	111	WT-HT HF 3,6X140 BK	3240783	577
WP-GA HF IP69K PG16 BK	3240905	553	WP-PA HF-HB 10,0 BK	3240838	549	WST 1,5	3030958	111	WT-HT HF 3,6X200	3240784	577
WP-GA HF IP69K PG21 BK	3240906	553	WP-PA HF-HB 13,0 BK	3240839	549	WST 10/35	3030006	111	WT-HT HF 3,5X200 BK	3240721	577
WP-GA HF IP69K PG29 BK	3240907	553	WP-PA HF-HB 15,8 BK	3240840	549	WST 2,5	3030941	111	WT-HT HF 4,5X200	3240786	577
WP-GA HF IP69K PG36 BK	3240908	553	WP-PA HF-HB 21,2 BK	3240841	549	WST 4	3030954	111	WT-HT HF 4,5X200 BK	3240787	577
WP-GA HF IP69K PG7 BK	3240902	553	WP-PA HF-HB 28,5 BK	3240842	549	WST 6	3030967	111	WT-HT HF 4,5X290	3240788	577
WP-GA HF IP69K PG9 BK	3240903	553	WP-PA HF-HB 34,5 BK	3240843	549	WT-BASE HF 5	3240702	582	WT-HT HF 3,5X140 BK	3240789	577
WP-GR HF IP66 M12 BK	3240952	555	WP-PA HF-HB 42,5 BK	3240844	549	WT-BASE HF 5 BK	3240703	582	WT-HT HF 7,8X365	3240792	577
WP-GR HF IP66 M16 BK	3240953	555	WP-PA HF-SL 21,2 BK	3240845	548	WT-BASE HF 9	3240704	582	WT-HT HF 7,8X365 BK	3240793	577
WP-GR HF IP66 M20 BK	3240954	555	WP-PA HF-SL 28,5 BK	3240846	548	WT-BASE HF 9 BK	3240705	582	WT-ID HF 2,5X98 BU	3240794	579
WP-GR HF IP66 M25 BK	3240955	555	WP-PA HF-SL 34,5 BK	3240847	548	WT-BASE LS HF 4	3240706	582	WT-ID HF 3,5X140 BU	3240795	579
WP-GR HF IP66 M32 BK	3240956	555	WP-PA HF-SL 42,5 BK	3240848	548	WT-BASE LS HF 4 BK	3240707	582	WT-ID HF 3,5X200 BU	3240796	579
WP-GR HF IP66 M40 BK	3240957	555	WP-SC BRASS 10	3241065	561	WT-BASE LS HF 6	3240708	582	WT-ID HF 4,5X200 BU	3240797	579
WP-GR HF IP66 PG11 BK	3240946	554	WP-SC BRASS 14	3241066	561	WT-BASE LS HF 6 BK	3240709	582	WT-ID HF 4,5X290 BU	3240798	579
WP-GR HF IP66 PG16 BK	3240947	554	WP-SC BRASS 17	3241067	561	WT-BASE P HF 9,5 BK	3240710	583	WT-ID HF 7,5X365 BU	3240800	579
WP-GR HF IP66 PG21 BK	3240948	554	WP-SC BRASS 21	3241068	561	WT-BASE R HF 8	3240711	583	WT-R HF 3,6X150	3240801	579
WP-GR HF IP66 PG29 BK	3240949	554	WP-SC BRASS 27	3241069	561	WT-D HF 7,5X200	3240712	578	WT-R HF 4,8X200	3240803	579
WP-GR HF IP66 PG36 BK	3240950	554	WP-SC BRASS 36	3241070	561	WT-D HF 7,5X200 BK	3240713	578	WT-STEEL S 4,6X1067	3240805	580
WP-GR HF IP66 PG7 BK	3240944	554	WP-SC BRASS 45	3241071	561	WT-D HF 7,5X250	3240714	578	WT-STEEL S 4,6X150	3240807	580
WP-GR HF IP66 PG9 BK	3240945	554	WP-SC BRASS WP PVC 10	3241072	564	WT-D HF 7,5X250 BK	3240715	578	WT-STEEL S 4,6X201	3240808	580
WP-GR HF IP69K M12 BK	3240938	555	WP-SC BRASS WP PVC 14	3241073	564	WT-D HF 7,5X350	3240716	578	WT-STEEL S 4,6X259	3240809	580
WP-GR HF IP69K M16 BK	3240939	555	WP-SC BRASS WP PVC 17	3241074	564	WT-D HF 7,5X350 BK	3240717	578	WT-STEEL S 4,6X360	3240810	580
WP-GR HF IP69K M20 BK	3240940	555	WP-SC BRASS WP PVC 21	3241075	564	WT-E HF 3,6X150	3240718	578	WT-STEEL S 4,6X520	3240811	580
WP-GR HF IP69K M25 BK	3240941	555	WP-SC BRASS WP PVC 27	3241076	564	WT-E HF 4,8X200	3240720	578	WT-STEEL S 4,6X679	3240812	580
WP-GR HF IP69K M32 BK	3240942	555	WP-SC BRASS WP PVC 36	3241077	564	WT-E HF 7,8X200	3240722	578	WT-STEEL S 4,6X838	3240723	580
WP-GR HF IP69K M40 BK	3240943	555	WP-SC BRASS WP PVC 45	3241078	564	WT-E HF 7,8X300	3240724	578	WT-STEEL S 7,9X1067	3240813	580
WP-GR HF IP69K PG11 BK	3240932	555	WP-SC HF 10	3241016	557	WT-E HF 7,8X380	3240726	578	WT-STEEL S 7,9X259	3240814	580
WP-GR HF IP69K PG16 BK	3240933	555	WP-SC HF 14	3241017	557	WT-HF 12,6X1000	3240728	574	WT-STEEL S 7,9X360	3240815	580
WP-GR HF IP69K PG21 BK	3240934	555	WP-SC HF 17	3241018	557	WT-HF 12,6X1000 BK	3240729	575	WT-STEEL S 7,9X520	3240816	580
WP-GR HF IP69K PG29 BK	3240935	555	WP-SC HF 21	3241019	557	WT-HF 12,6X850	3240730	574	WT-STEEL S 7,9X679	3240817	580
WP-GR HF IP69K PG36 BK	3240936	555	WP-SC HF 27	3241020	557	WT-HF 12,6X850 BK	3240731	575	WT-STEEL S 7,9X838	3240725	580
WP-GR HF IP69K PG7 BK	3240930	555	WP-SC HF 36	3241021	557	WT-HF 2,5X98	3240732	574	WT-STEEL SH 4,6X1067	3240818	581
WP-GR HF IP69K PG9 BK	3240931	555	WP-SC HF 45	3241022	557	WT-HF 2,5X98 BK	3240733	575	WT-STEEL SH 4,6X150	3240820	581
WP-GT BRASS M10	3241030	563	WP-SC PA HF 10,0 BK	3240981	549	WT-HF 2,5X98 BK-L	3240734	575	WT-STEEL SH 4,6X201	3240821	581
WP-GT BRASS M12	3241031	563	WP-SC PA HF 13,0 BK	3240982	549	WT-HF 2,5X98-L	3240735	574	WT-STEEL SH 4,6X259	3240822	581
WP-GT BRASS M16	3241032	563	WP-SC PA HF 15,8 BK	3240983	549	WT-HF 2,6X160	3240736	574	WT-STEEL SH 4,6X360	3240823	581
WP-GT BRASS M20	3241033	563	WP-SC PA HF 21,2 BK	3240984	549	WT-HF 2,6X160 BK	3240737	575	WT-STEEL SH 4,6X520	3240824	581
WP-GT BRASS M25	3241034	563	WP-SC PA HF 28,5 BK	3240985	549	WT-HF 2,6X160 BK-L	3240738	575	WT-STEEL SH 4,6X679	3240825	581
WP-GT BRASS M32	3241035	563	WP-SC PA HF 34,5 BK	3240986	549	WT-HF 2,6X160-L	3240739	574	WT-STEEL SH 4,6X838	3240727	581
WP-GT BRASS M40	3241036	563	WP-SC PA HF 42,5 BK	3240987	549	WT-HF 2,6X200	3240740	574	WT-STEEL SH 7,9X1067	3240826	581
WP-GT BRASS PG11	3241025	563	WP-SPIRAL PU C HF 10	3240856	557	WT-HF 2,6X200 BK	3240741	575	WT-STEEL SH 7,9X259	3240827	581
WP-GT BRASS PG16	3241026	563	WP-SPIRAL PU C HF 14	3240857	557	WT-HF 2,6X200 BK-L	3240742	575	WT-STEEL SH 7,9X360	3240828	581
WP-GT BRASS PG21	3241027	563	WP-SPIRAL PU C HF 17	3240858	557	WT-HF 2,6X200-L	3240743	574	WT-STEEL SH 7,9X520	3240829	581
WP-GT BRASS PG29	3241028	563	WP-SPIRAL PU C HF 21	3240859	557	WT-HF 3,6X140	3240744	574	WT-STEEL SH 7,9X679	3240830	581
WP-GT BRASS PG36	3241029	563	WP-SPIRAL PU C HF 27	3240860	557	WT-HF 3,6X140 BK	3240745	575	WT-STEEL SH 7,9X838	3240766	581
WP-GT BRASS PG7	3241023	563	WP-SPIRAL PU C HF 36	3240861	557	WT-HF 3,6X140 BK-L	3240746	575	WT-UV HF 2,5X98 BK	3240831	576
WP-GT BRASS PG9	3241024	563	WP-SPIRAL PU C HF 45	3240862	557	WT-HF 3,6X140-L	3240747	574	WT-UV HF 3,6X140 BK	3240832	576
WP-GT PP HF M12	3241010	559	WP-SPIRAL PVC C 10	3240849	556	WT-HF 3,6X200	3240748	574	WT-UV HF 3,6X200 BK	3240833	576
WP-GT PP HF M16	3241011	559	WP-SPIRAL PVC C 14	3240850	556	WT-HF 3,6X200 BK	3240749	575	WT-UV HF 4,5X200 BK	3240834	576
WP-GT PP HF M20	3241012	559	WP-SPIRAL PVC C 17	3240851	556	WT-HF 3,6X200 BK-L	3240750	575	WT-UV HF 4,5X290 BK	3240835	576
WP-GT PP HF M25	3241013	559	WP-SPIRAL PVC C 21	3240852	556	WT-HF 3,6X200-L	3240751	574	WT-UV HF 7,8X365 BK	3240837	576
WP-GT PP HF M32	3241014	559	WP-SPIRAL PVC C 27	3240853	556	WT-HF 3,6X290	3240752	574			
WP-GT PP HF M40	3241015	559	WP-SPIRAL PVC C 36	3240854	556	WT-HF 3,6X290 BK	3240753	575			
WP-GT PP HF PG11	3241004	559	WP-SPIRAL PVC C 45	3240855	556	WT-HF 3,6X290 BK-L	3240754	575			
WP-GT PP HF PG16	3241005	559	WP-STEEL PVC C 10	3240867	564	WT-HF 3,6X290-L	3240755	574			
WP-GT PP HF PG21	3241006	559	WP-STEEL PVC C 14	3240868	564	WT-HF 4,5X160	3240756	574			
WP-GT PP HF PG29	3241007	559	WP-STEEL PVC C 17	3240869	564	WT-HF 4,5X160 BK	3240757	575			
WP-GT PP HF PG36	3241008	559	WP-STEEL PVC C 21	3240870	564	WT-HF 4,5X160 BK-L	3240758	575	X-PEN 0,35	0811228	49
WP-GT PP HF PG7	3241002	559	WP-STEEL PVC C 27	3240871	564	WT-HF 4,5X160-L	3240759	574			
WP-GT PP HF PG9	3241003	559	WP-STEEL PVC C 36	3240872	564	WT-HF 4,5X200	3240760	574			
WP-OR M10	3241187	571	WP-STEEL PVC C 45	3240873	564	WT-HF 4,5X200 BK	3240761	575			
WP-OR M12	3241188	571	WP-STEEL S 10	3240686	561	WT-HF 4,5X200 BK-L	3240762	575			
WP-OR M16	3241189	571	WP-STEEL S 14	3240687	561	WT-HF 4,5X200-L	3240763	574			
WP-OR M20	3241190	571	WP-STEEL S 17	3240688	561	WT-HF 4,5X290	3240764	574			
WP-OR M25	3241191	571	WP-STEEL S 21	3240688	561	WT-HF 4,5X290 BK	3240765	575			

Type	Order No.	Page	Type	Order No.	Page	Type	Order No.	Page	Type	Order No.	Page
Z			ZB10/WH-100:UNBEDRUCKT	5060883	72						
			ZBF 12 CUS	0825018	79						
			ZBF 12:UNBEDRUCKT	0809735	79						
			ZBF 13 CUS	0829134	80						
ZAP 25	1203110	472	ZBF 13:UNBEDRUCKT	0829133	80						
ZAP 25 T	1203123	473	ZBF 15 CUS	0825019	80						
ZAP 100	1203259	473	ZBF 15:UNBEDRUCKT	0811202	80						
ZAP 100 T	1203262	473	ZBF 16 CUS	0827465	81						
ZAP 40	1212630	472	ZBF 16:UNPRINTED	0827464	81						
ZB 10 CUS	0824941	72	ZBF 17 CUS	0825020	81						
ZB 10:UNBEDRUCKT	1053001	72	ZBF 17:UNBEDRUCKT	0815020	81						
ZB 12 CUS	0824942	73	ZBF 19,7 CUS	0825021	81						
ZB 12,LGS:L1-N,PE	0812146	73	ZBF 19,7:UNBEDRUCKT	0810627	81						
ZB 12:UNPRINTED	0812120	73	ZBF 3,5 CUS	0829394	76						
ZB 13 CUS	0829132	73	ZBF 3,5,LGS:FORTL.ZAHLEN	0801406	76						
ZB 13:UNBEDRUCKT	0829131	73	ZBF 3,5,QR:FORTL.ZAHLEN	0801407	76						
ZB 15 CUS	0824945	73	ZBF 3,5:UNBEDRUCKT	0829392	76						
ZB 15,LGS:L1-N,PE	0811998	73	ZBF 4 CUS	0825023	77						
ZB 15:UNBEDRUCKT	0811972	73	ZBF 4,LGS:FORTL.ZAHLEN	0808626	77						
ZB 16,3 CUS	0824946	74	ZBF 4,LGS:GERADE ZAHLEN	0810818	77						
ZB 16,3:UNPRINTED	0820222	74	ZBF 4,LGS:UNGERADE ZAHLEN	0810850	77						
ZB 17 CUS	0829393	74	ZBF 4,QR:FORTL.ZAHLEN	0808820	77						
ZB 17:UNBEDRUCKT	0829391	74	ZBF 4/WH-100:UNBEDRUCKT	0808613	77						
ZB 18 CUS	0824947	75	ZBF 4:UNBEDRUCKT	0808587	77						
ZB 18,LGS:L1-N,PE	0811846	75	ZBF 5 CUS	0825025	77						
ZB 18:UNBEDRUCKT	0811833	75	ZBF 5,LGS:FORTL.ZAHLEN	0808671	77						
ZB 22 CUS	0824949	75	ZBF 5,LGS:GERADE ZAHLEN	0810821	77						
ZB 22,LGS:L1-N,PE	0811875	75	ZBF 5,LGS:UNGERADE ZAHLEN	0810863	77						
ZB 22:UNBEDRUCKT	0811862	75	ZBF 5,QR:FORTL.ZAHLEN	0808697	77						
ZB 3,5 CUS	0829415	68	ZBF 5/WH-100:UNBEDRUCKT	0808668	77						
ZB 3,5,LGS:FORTL.ZAHLEN	0801404	68	ZBF 5:UNBEDRUCKT	0808642	77						
ZB 3,5,QR:FORTL.ZAHLEN	0801405	68	ZBF 6 CUS	0825027	77						
ZB 3,5:UNBEDRUCKT	0829414	68	ZBF 6,LGS:FORTL.ZAHLEN	0808749	77						
ZB 4 :UNBEDRUCKT	0805001	69	ZBF 6,LGS:GERADE ZAHLEN	0810834	77						
ZB 4 CUS	0824951	69	ZBF 6,LGS:UNGERADE ZAHLEN	0810876	77						
ZB 4,LGS:FORTL.ZAHLEN	0805739	69	ZBF 6,QR:FORTL.ZAHLEN	0808765	77						
ZB 4,QR:FORTL.ZAHLEN	0805807	69	ZBF 6/WH-100:UNBEDRUCKT	0808736	77						
ZB 4/WH-100:UNBEDRUCKT	0805810	69	ZBF 6:UNBEDRUCKT	0808710	77						
ZB 5 :UNBEDRUCKT	1050004	69	ZBF 7,5 CUS	0825028	78						
ZB 5 CUS	0824962	69	ZBF 7,5,LGS:FORTL.ZAHLEN	0809955	78						
ZB 5,08 CUS	0824963	69	ZBF 7,5,QR:FORTL.ZAHLEN	0809968	78						
ZB 5,08,LGS:FORTL.ZAHLEN	0809803	69	ZBF 7,5:UNBEDRUCKT	0809942	78						
ZB 5,08,LGS:L1-N,PE	0809832	69	ZBF 8 CUS	0825030	78						
ZB 5,08,LGS:U-N	0809845	69	ZBF 8,LGS:FORTL.ZAHLEN	0808804	78						
ZB 5,08,QR:FORTL.ZAHLEN	0809858	69	ZBF 8:UNBEDRUCKT	0808781	78						
ZB 5,08:UNBEDRUCKT	0809793	69	ZBF 9 CUS	0829130	79						
ZB 5,LGS:FORTL.ZAHLEN	1050017	69	ZBF 9:UNBEDRUCKT	0829129	79						
ZB 5,LGS:GLEICHE ZAHLEN	1050033	69	ZBF10 CUS	0825031	79						
ZB 5,LGS:L1-N,PE	1050415	69	ZBF10,LGS:FORTL.ZAHLEN	0810009	79						
ZB 5,QR:FORTL.ZAHLEN	1050020	69	ZBF10,QR:FORTL.ZAHLEN	0810025	79						
ZB 5/WH-100:UNBEDRUCKT	5060906	69	ZBF10:UNBEDRUCKT	0809997	79						
ZB 6 CUS	0824992	70									
ZB 6,6 CUS	0824978	70									
ZB 6,6,LGS:FORTL.ZAHLEN	1052345	70									
ZB 6,6:UNBEDRUCKT	1052332	70									
ZB 6,LGS:FORTL.ZAHLEN	1051016	70									
ZB 6,LGS:GLEICHE ZAHLEN	1051032	70									
ZB 6,LGS:L1-N,PE	1051414	70									
ZB 6,LGS:U-N	1051430	70									
ZB 6,QR:FORTL.ZAHLEN	1051029	70									
ZB 6:UNBEDRUCKT	1051003	70									
ZB 7,5 CUS	0824994	71									
ZB 7,5:UNBEDRUCKT	0803948	71									
ZB 7,62 CUS	0824997	71									
ZB 7,62,LGS:FORTL.ZAHLEN	1054233	71									
ZB 7,62/WH-100:UNBEDRUCKT	5060922	71									
ZB 7,62:UNBEDRUCKT	1054000	71									
ZB 8 CUS	0825011	71									
ZB 8,LGS:FORTL.ZAHLEN	1052015	71									
ZB 8,LGS:L1-N,PE	1052413	71									
ZB 8,QR:FORTL.ZAHLEN	1052028	71									
ZB 8/WH-100:UNBEDRUCKT	5060896	71									
ZB 8:UNBEDRUCKT	1052002	71									
ZB 9 CUS	0829128	72									
ZB 9:UNBEDRUCKT	0829127	72									
ZB10,LGS:FORTL.ZAHLEN	1053014	72									
ZB10,LGS:GLEICHE ZAHLEN	1053030	72									
ZB10,LGS:L1-N,PE	1053412	72									
ZB10,LGS:U-N	1053438	72									
ZB10,QR:FORTL.ZAHLEN	1053027	72									





Компания «ЭлектроПласт» предлагает заключение долгосрочных отношений при поставках импортных электронных компонентов на взаимовыгодных условиях!

Наши преимущества:

- Оперативные поставки широкого спектра электронных компонентов отечественного и импортного производства напрямую от производителей и с крупнейших мировых складов;
- Поставка более 17-ти миллионов наименований электронных компонентов;
- Поставка сложных, дефицитных, либо снятых с производства позиций;
- Оперативные сроки поставки под заказ (от 5 рабочих дней);
- Экспресс доставка в любую точку России;
- Техническая поддержка проекта, помощь в подборе аналогов, поставка прототипов;
- Система менеджмента качества сертифицирована по Международному стандарту ISO 9001;
- Лицензия ФСБ на осуществление работ с использованием сведений, составляющих государственную тайну;
- Поставка специализированных компонентов (Xilinx, Altera, Analog Devices, Intersil, Interpoint, Microsemi, Aeroflex, Peregrine, Syfer, Eurofarad, Texas Instrument, Miteq, Cobham, E2V, MA-COM, Hittite, Mini-Circuits, General Dynamics и др.);

Помимо этого, одним из направлений компании «ЭлектроПласт» является направление «Источники питания». Мы предлагаем Вам помощь Конструкторского отдела:

- Подбор оптимального решения, техническое обоснование при выборе компонента;
- Подбор аналогов;
- Консультации по применению компонента;
- Поставка образцов и прототипов;
- Техническая поддержка проекта;
- Защита от снятия компонента с производства.



Как с нами связаться

Телефон: 8 (812) 309 58 32 (многоканальный)

Факс: 8 (812) 320-02-42

Электронная почта: org@eplast1.ru

Адрес: 198099, г. Санкт-Петербург, ул. Калинина, дом 2, корпус 4, литера А.