



Smart Technology. Delivered.

PDQ24499

2400 to 2500 MHz/4900 to 5950 MHz 4-port MIMO Directional Antenna

4-PORT MIMO DUAL-BAND, DUAL POLARIZED DIRECTIONAL ANTENNA

The Laird patent pending PDQ24499 antenna is a 4-port dual-band, dual polarized directional panel antenna for use in 802.11n MIMO indoor and outdoor applications. The antenna is an excellent choice for high density Wi-Fi applications where adjacent interference is of concern. The dual-band frequency coverage means that a single type of antenna can be deployed with any MIMO radio in the 2400-2500 MHz and 4900-5950 MHz bands. In addition, the uniform and symmetrical radiation patterns will provide a high-level signal density into engineered coverage areas.

FEATURES


- Ultra thin, compact ASA UV stable white housing.
- Four radiating elements optimized for indoor & outdoor 802.11n or 802.11ac MIMO applications.
- Articulating arm mount can anchored directly to a vertical surface or mast mounted and oriented for optimal signal radiation.
- Both horizontal & vertical polarization for multipath mitigation.
- IP67 Rated and RoHS compliant.

MARKETS / APPLICATIONS

- High density WiFi
- Sports Entertainment- outdoor stadiums, arenas & convention centers
- Hospitality – hotels & casinos
- Transportation – airport, bus, & train terminals
- Retail – stores & indoor pedestrian malls
- Education – libraries & museums



Patent Pending PDQ24499



Standard Articulating Mount

| PARAMETERS | | SPECIFICATIONS | |
|---|---|----------------|-------------------------|
| Number of Ports | Four (4) | | |
| Frequency Bands, MHz | 2400-2500 | 4900-5950 | |
| Peak Gain, Typical dBi | 8.2 | 8.3 | |
| Peak Gain, Max dBi | 8.6 | 9.4 | |
| Max Gain ± 30o above Horizon, dBi | N/A | 7.4 | |
| Azimuth 3 dB Beamwidth, Typ (V-pol/H-pol) | 75°/62° | 62°/57° | |
| Elevation 3 dB Beamwidth, Typ (V-pol/H-pol) | 62°/73° | 50°/65° | |
| VSWR, Typical | < 1.6:1 | < 1.8:1 | |
| VSWR, Max | < 2.0:1 | < 2.0:1 | |
| Port-to-Port Isolation, Typical | > 34 dB | > 34 dB | |
| Port-to-Port Isolation, Maximum | > 30 dB | > 30 dB | |
| Nominal Impedance | 50Ω | | |
| Polarization | 2-Ports Vertical, 2-Ports Horizontal | | |
| Front-to-Back Ratio | > 15 dB | | |
| Maximum Input Power (per port) | 10 W (ambient temp of 25°C/77°F) | | |
| Dimensions | 254 x 254 x 41 mm (10" x 10" x 1.6") | | |
| Weight (without mount) | 1.14 kg (2.50 lbs) | | |
| Mounting | Articulating Mount, Mast or Flush Mount | | |
| Cable Type | Low Temperature Plenum Rated Cable | | |
| Wind Survival | 200 km/h (125 mph) | | |
| Wind Gust Survival | 266 km/h (165 mph) | | |
| Ingress Protection | IP67 | | |
| Operating Temperature | -30°C to +70°C (-22°F to +158°F) | | |
| Storage Temperature | -40°C to +85°C (-40°F to +185°F) | | |
| Radome/Baseplate Material | Polycarbonate, UL94-V0, UV Stable White | | |
| Material Compliance | RoHS Compliant | | |
| PART NUMBER | CABLE LENGTH | | CONNECTOR |
| PDQ24499-FNF | N/A | | 4x- Fixed Type N-female |
| PDQ24499-91NF | Dual- 91 cm (3.00 ft) | | 4x- Type N- female |
| PDQ24499-91NM | Dual- 91 cm (3.00 ft) | | 4x- Type N- male |

Americas: +1.847.839.6925
IAS-AmericasEastSales@lairdtech.com

Europe: +44.1628.858941
IAS-EUSales@lairdtech.com

Asia: +86.215855.0827.127
IAS-AsiaSales@lairdtech.com

www.lairdtech.com

RADIATION PATTERNS

2400 MHz

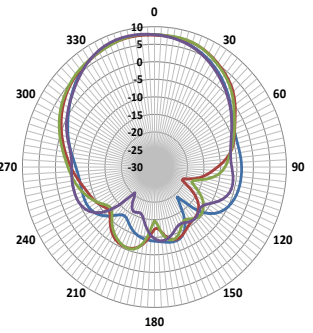
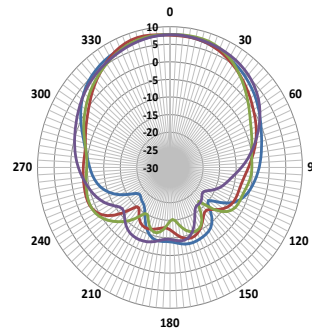
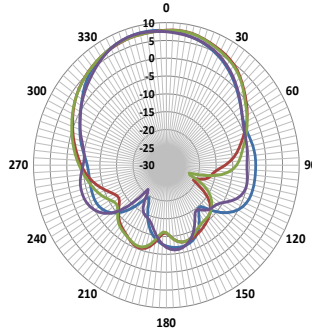
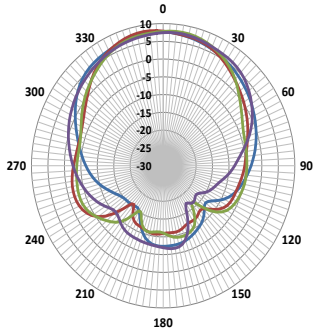
2450 MHz

Azimuth Radiation Pattern

Elevation Radiation Pattern

Azimuth Radiation Pattern

Elevation Radiation Pattern



2500 MHz

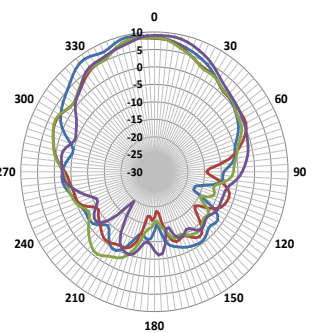
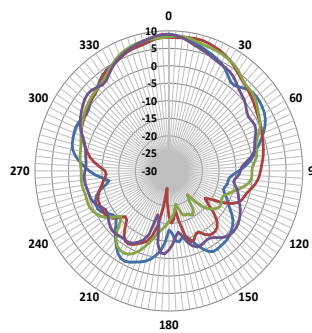
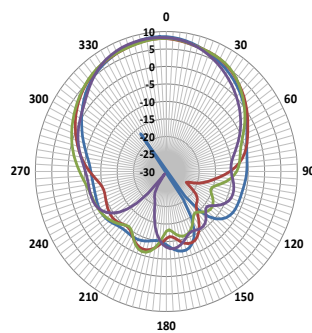
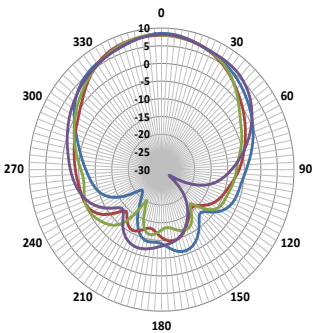
4900 MHz

Azimuth Radiation Pattern

Elevation Radiation Pattern

Azimuth Radiation Pattern

Elevation Radiation Pattern



5400 MHz

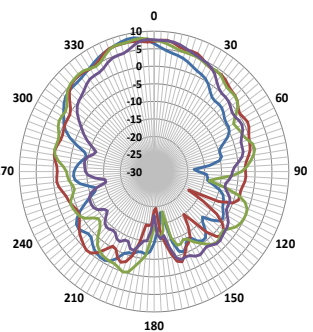
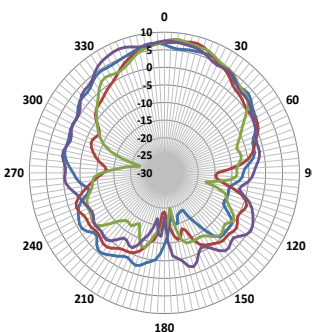
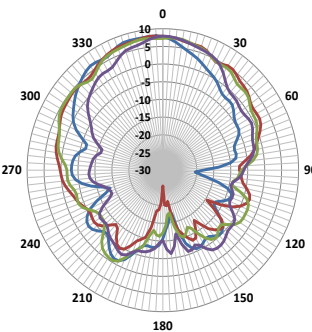
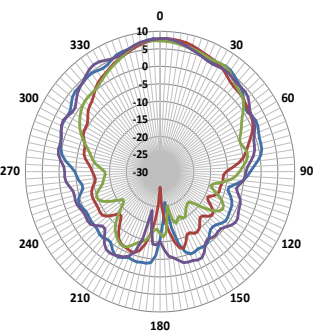
5950 MHz

Azimuth Radiation Pattern

Elevation Radiation Pattern

Azimuth Radiation Pattern

Elevation Radiation Pattern



Laird warrants to the original end user customer of its products that its products are free from defects in material and workmanship. Subject to conditions and limitations Laird will, at its option, either repair or replace any part of its products that prove defective by reason of improper workmanship or materials. This limited warranty is in force for the useful lifetime of the original end product into which the Laird product is installed. Useful lifetime of the original end product may vary but is not to exceed five (5) years from the original date of the end product purchase.



ANT-DS-PDQ24499 0216

Any information furnished by Laird Inc. and its agents is believed to be accurate and reliable. All specifications are subject to change without notice. Responsibility for the use and application of Laird materials rests with the end user, since Laird and its agents cannot be aware of all potential uses. Laird makes no warranties as to the fitness, merchantability or suitability of any Laird materials or products for any specific or general uses. Laird shall not be liable for incidental or consequential damages of any kind. All Laird products are sold pursuant to the Laird Terms and Conditions of sale in effect from time to time, a copy of which will be furnished upon request. © Copyright 2016 Laird Inc. All Rights Reserved. Laird, Laird Technologies, the Laird Logo, and other marks are trade marks or registered trade marks of Laird Inc. or an affiliate company thereof. Other product or service names may be the property of third parties. Nothing herein provides a license under any Laird or any third party intellectual property rights.



Компания «ЭлектроПласт» предлагает заключение долгосрочных отношений при поставках импортных электронных компонентов на взаимовыгодных условиях!

Наши преимущества:

- Оперативные поставки широкого спектра электронных компонентов отечественного и импортного производства напрямую от производителей и с крупнейших мировых складов;
- Поставка более 17-ти миллионов наименований электронных компонентов;
- Поставка сложных, дефицитных, либо снятых с производства позиций;
- Оперативные сроки поставки под заказ (от 5 рабочих дней);
- Экспресс доставка в любую точку России;
- Техническая поддержка проекта, помощь в подборе аналогов, поставка прототипов;
- Система менеджмента качества сертифицирована по Международному стандарту ISO 9001;
- Лицензия ФСБ на осуществление работ с использованием сведений, составляющих государственную тайну;
- Поставка специализированных компонентов (Xilinx, Altera, Analog Devices, Intersil, Interpoint, Microsemi, Aeroflex, Peregrine, Syfer, Eurofarad, Texas Instrument, Miteq, Cobham, E2V, MA-COM, Hittite, Mini-Circuits, General Dynamics и др.);

Помимо этого, одним из направлений компании «ЭлектроПласт» является направление «Источники питания». Мы предлагаем Вам помощь Конструкторского отдела:

- Подбор оптимального решения, техническое обоснование при выборе компонента;
- Подбор аналогов;
- Консультации по применению компонента;
- Поставка образцов и прототипов;
- Техническая поддержка проекта;
- Защита от снятия компонента с производства.



Как с нами связаться

Телефон: 8 (812) 309 58 32 (многоканальный)

Факс: 8 (812) 320-02-42

Электронная почта: org@eplast1.ru

Адрес: 198099, г. Санкт-Петербург, ул. Калинина, дом 2, корпус 4, литера А.