



LOW PIM 2-PORT MIMO MULTI-BAND CEILING MOUNTED OMNIDIRECTIONAL ANTENNA

The CMD69273P utilizing Patent Pending Technology is an indoor broadband low PIM 2-port MIMO omnidirectional ceiling mount antenna. It is designed to provide pattern coverage optimized for indoor requirements at 698-960MHz and 1710-2700MHz frequency bands. The individual antenna elements are designed with linear H/V-polarization components oriented to radiate a pattern that has been specifically shaped to deliver optimal performance from a ceiling mount location.

FEATURES

- Low Profile aesthetically neutral housing
- Mounts directly and easily to ceiling tile
- Wide bandwidth 700/850/900/1800/1900/UMTS/2300/2400/2500
- Two radiating elements optimized for indoor MIMO Applications
- Low cross correlation between radiating elements
- Low Passive Intermodulation
- Conformance to RoHS
- Antenna w/cables Plenum rated

MARKETS

- Cellular
- LTE/WiMAX
- 802.11 a/b/g/n
- Warehouse, Office and Meeting Rooms
- Hotels, Museums, Libraries, Retail Malls
- Airport, Bus Terminals and Train Stations
- Other in-building areas

BENEFITS

- Complete cellular and 3G/4G data communications in a single antenna
- Radiating elements are oriented to provide maximum coverage
- To mitigate the multi path polarization propagation issue, each radiating element is designed to have dual-linear H/V polarization characteristics
- Full Plenum rating allows for above ceiling installations.

PARAMETER	SPECIFICATIONS							
Frequency Bands, MHz	698-806	824-894	880-960	1710-1880	1850-1990	1910-2170	2300-2500	2500-2700
Peak Gain, dBi (Typ)	3.1	3.1	2.8	5.9	4.5	4.3	5.9	6.9
Peak Gain, dBi (Max)	3.9	3.8	3.5	6.8	5.1	4.7	6.3	7.4
VSWR (Typ)	<1.7:1	<1.7:1	<1.7:1	<1.8:1	<1.7:1	<1.7:1	<1.5:1	<1.5:1
Isolation, dB (Typ)	<-20	<-22	<-18	<-26	<-25	<-22	<-20	<-20
PIM, 3 rd Order, 2 x20W (Typ)	<-154 dBc			<-155 dBc				
PIM, 3 rd Order, 2 x20W (Max)	<-150 dBc							
Maximum VSWR	2.0:1							
Nominal Impedance	-50 Ω							
Max Power (Ambient temp of 25°C)	50 Watts							
Polarization	Linear H/V for each Radiator							
Azimuth Beam Width	Omnidirectional							
Radome	PC/ABS, UV stable							
Mounting	Ceiling mount (flush mount with screws and anchors)							
Dimensions (diameter x height)	218.7 mm x 43.5 mm							
Weight	0.41 kg							
Storage Temperature (°C)	-40° C to +85° C							
Operational Temperature (°C)	-30° C to +70° C							
Standard for Safety: Information Technology Equipment	UL/CSA/EN/IEC/CB-Scheme 60950-1 Listed							
Standard for Safety: Fire and Smoke (Plenum)*	UL 2043 Certified							
Flammability Rating (Radome)	UL94V0 Materials							
Material Substance Compliance	RoHS Compliant							

*Antenna, with cables, fully Plenum compliant.

CONNECTORS

MODEL NUMBER	CABLE LENGTH*	CONNECTOR
CMD69273P-FNF	NA (Direct Connect)	Dual Type N-Female
CMD69273P-30NF	Dual 30 cm (12")	Dual Type N-Female
CMD69273P-46NF	Dual 46 cm (18")	Dual Type N-Female
CMD69273P-30D41F	Dual 30 cm (12")	Dual 4.1-9.5 DIN Female
CMD69273P-30D43F	Dual 30 cm (12")	Dual 4.3.10 DIN Female

Americas: +1.847.839.6925
IAS-AmericasEastSales@lairdtech.com

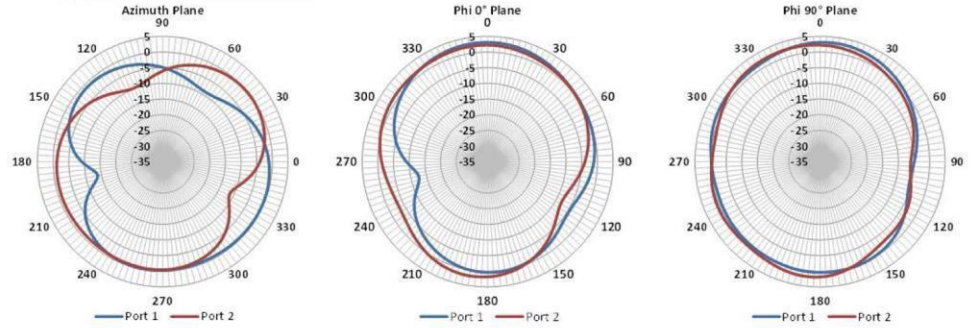
Europe: +44.1628.858941
IAS-EUSales@lairdtech.com

Asia:
IAS-AsiaSales@lairdtech.com

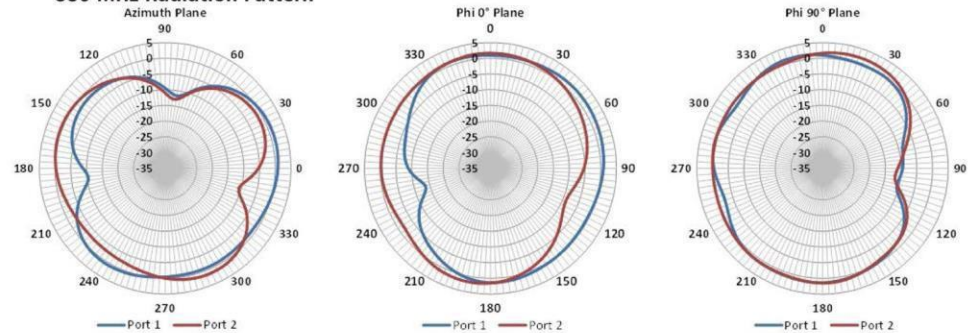
Middle East and Africa: +44.1628.858941
IAS-MEASales@lairdtech.com

PATTERNS

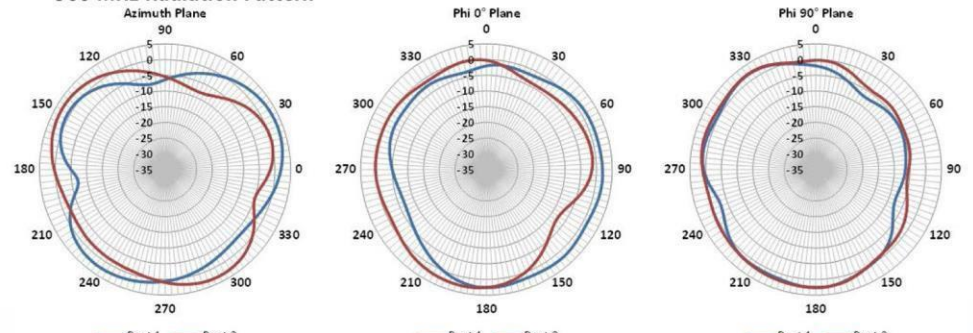
698 MHz Radiation Pattern



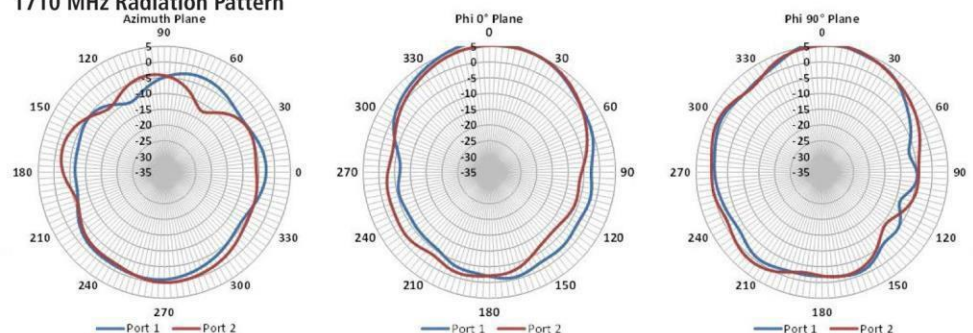
880 MHz Radiation Pattern



960 MHz Radiation Pattern

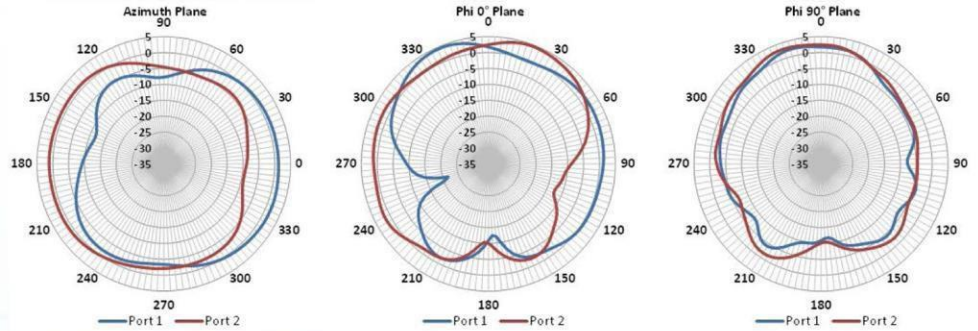


1710 MHz Radiation Pattern

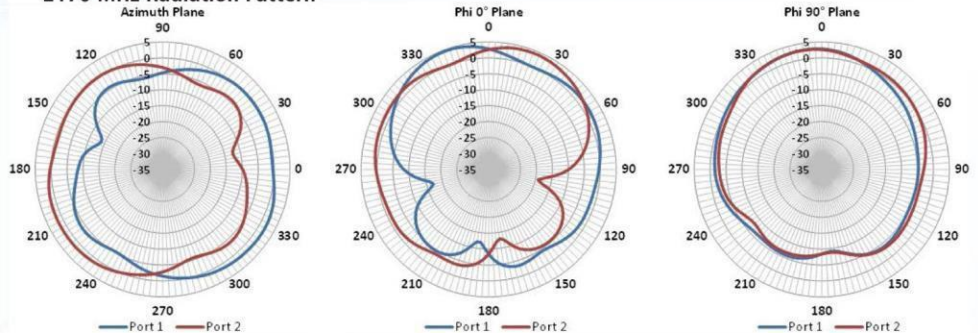


PATTERNS

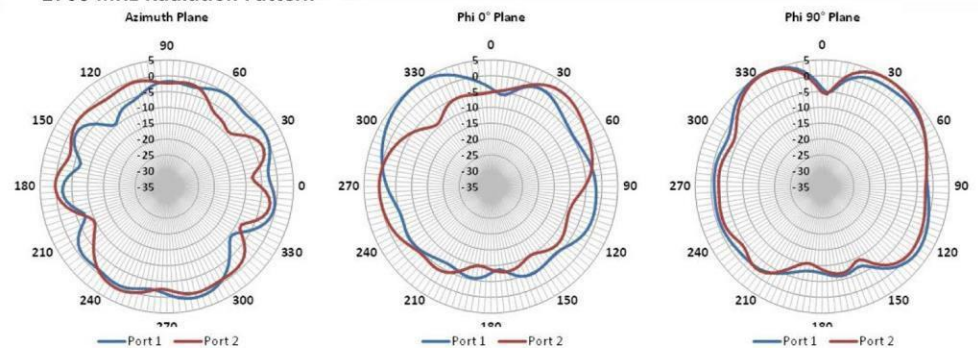
1950 MHz Radiation Pattern



2170 MHz Radiation Pattern



2700 MHz Radiation Pattern



ANT-DS-CMD69273P_1116

Any information furnished by Laird Inc. and its agents is believed to be accurate and reliable. All specifications are subject to change without notice. Responsibility for the use and application of Laird materials rests with the end user, since Laird and its agents cannot be aware of all potential uses. Laird makes no warranties as to the fitness, merchantability or suitability of any Laird materials or products for any specific or general uses. Laird shall not be liable for incidental or consequential damages of any kind. All Laird products are sold pursuant to the Laird Terms and Conditions of sale in effect from time to time, a copy of which will be furnished upon request. © Copyright 2016 Laird Inc. All Rights Reserved. Laird, Laird Technologies, the Laird Logo, and other marks are trade marks or registered trade marks of Laird Inc. or an affiliate company thereof. Other product or service names may be the property of third parties. Nothing herein provides a license under any Laird or any third party intellectual property rights.



Компания «ЭлектроПласт» предлагает заключение долгосрочных отношений при поставках импортных электронных компонентов на взаимовыгодных условиях!

Наши преимущества:

- Оперативные поставки широкого спектра электронных компонентов отечественного и импортного производства напрямую от производителей и с крупнейших мировых складов;
- Поставка более 17-ти миллионов наименований электронных компонентов;
- Поставка сложных, дефицитных, либо снятых с производства позиций;
- Оперативные сроки поставки под заказ (от 5 рабочих дней);
- Экспресс доставка в любую точку России;
- Техническая поддержка проекта, помощь в подборе аналогов, поставка прототипов;
- Система менеджмента качества сертифицирована по Международному стандарту ISO 9001;
- Лицензия ФСБ на осуществление работ с использованием сведений, составляющих государственную тайну;
- Поставка специализированных компонентов (Xilinx, Altera, Analog Devices, Intersil, Interpoint, Microsemi, Aeroflex, Peregrine, Syfer, Eurofarad, Texas Instrument, Miteq, Cobham, E2V, MA-COM, Hittite, Mini-Circuits, General Dynamics и др.);

Помимо этого, одним из направлений компании «ЭлектроПласт» является направление «Источники питания». Мы предлагаем Вам помощь Конструкторского отдела:

- Подбор оптимального решения, техническое обоснование при выборе компонента;
- Подбор аналогов;
- Консультации по применению компонента;
- Поставка образцов и прототипов;
- Техническая поддержка проекта;
- Защита от снятия компонента с производства.



Как с нами связаться

Телефон: 8 (812) 309 58 32 (многоканальный)

Факс: 8 (812) 320-02-42

Электронная почта: org@eplast1.ru

Адрес: 198099, г. Санкт-Петербург, ул. Калинина, дом 2, корпус 4, литера А.