THIS DRAWING IS UNPUBLISHED. RELEASED FOR PUBLICATION -,- .
© COPYRIGHT - BY TYCO ELECTRONICS CORPORATION. ALL RIGHTS RESERVED.

LOC	DIST
ES	00

REVISIONS

P	LTR	DESCRIPTION	DATE	DWN	APVD
	C	REVISED PER ECO-10-016021	05AUG2010	SY	CW
	D	ECR-12-008098	08MAY2012	WC	AC

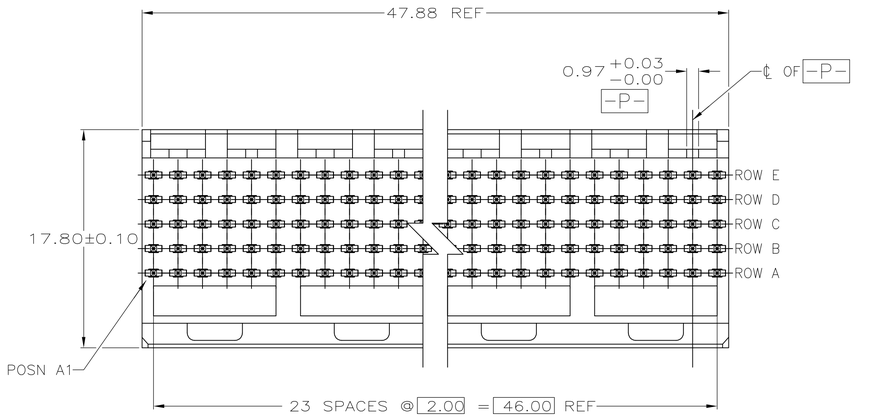

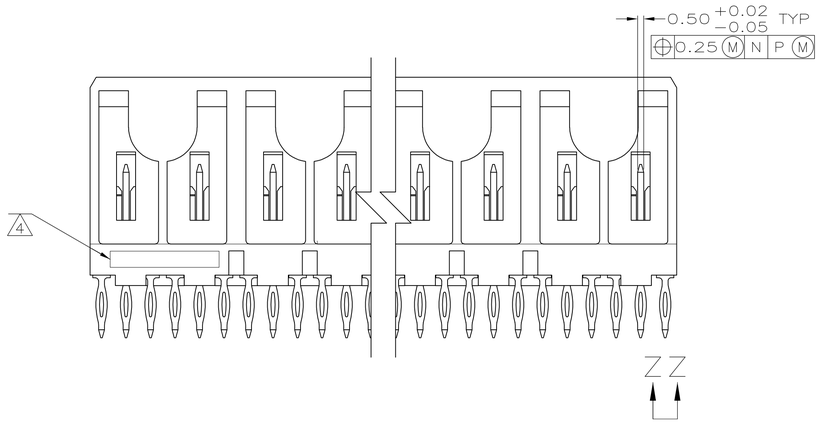

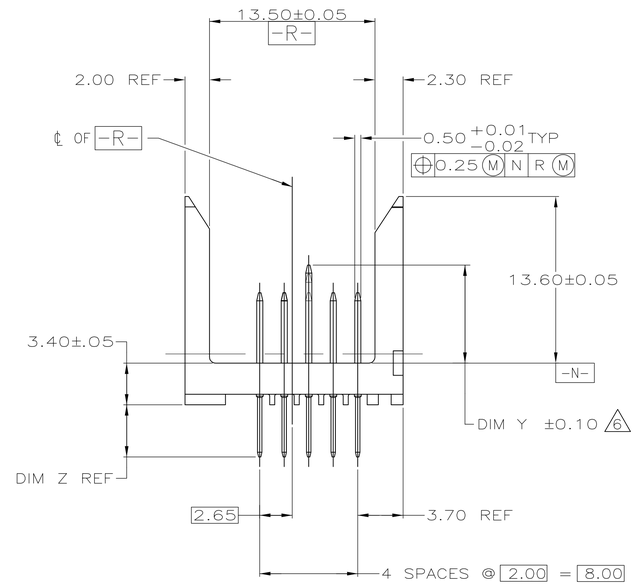

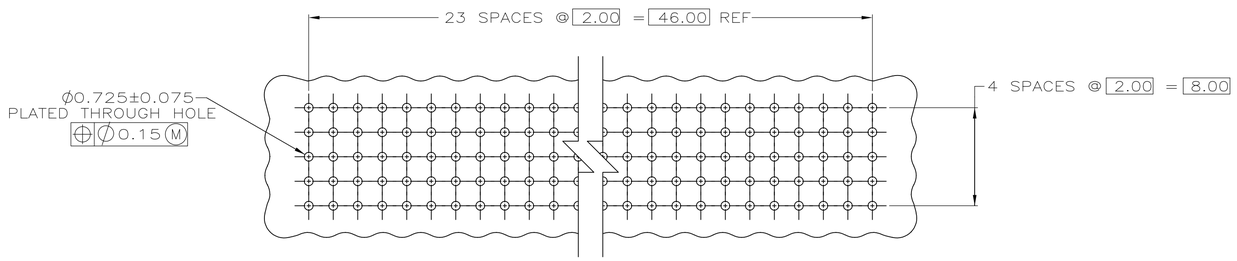

RECOMMENDED CIRCUIT PATTERN
(COMPONENT SIDE)

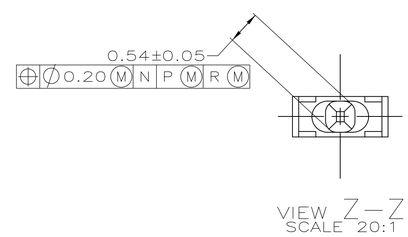

1. HOUSING MATERIAL: LIQUID CRYSTAL POLYMER.
   COLOR: NATURAL.
2. CONTACT MATERIAL: PHOSPHOR BRONZE.
3. CONTACT FINISH:(B)
   UNDERPLATE (ENTIRE CONTACT):
   0.00127 MIN NICKEL PER SAE-AMS-QQ-N-290
   ON MATING SURFACES:
   CONFORMS TO ALL TESTING SPECIFIED FOR TELCORDIA UNCONTROLLED ENVIRONMENT.
   ON LEADS:
   0.0006 MIN MATTE TIN PER ASTM B 545 OVER UNDERPLATE.
   LUBRICATION (MIN MATING SURFACES):
   SURFACE CONDITIONER AFTER PLATING.
4. PART MARKING, LOCATED APPROXIMATELY AS SHOWN.
5. SEE SHEET 2 FOR SEQUENCING CHARTS.
6. DIMENSION APPLIES WHEN SEATED ON PRINTED CIRCUIT BOARD.
7. SEE RESTRICTED CUSTOMER DRAWING 1-5223083-9.
8. SEE RESTRICTED CUSTOMER DRAWING 2-5223083-0.
9. OBSOLETE PARTS: OBSOLETE CIS STREAMLINING PER D.RENAUD/D.SINISI

		FINISH	PART NUMBER
		3	4-5223083-5
		3	4-5223083-9
		3	4-5223083-8
		3	3-5223083-9
		3	3-5223083-7
		3	3-5223083-6
9	OBSOLETE	3	~~3-5223083-5~~
	OBSOLETE	3	3-5223083-3
	OBSOLETE	3	3-5223083-2
	OBSOLETE	3	3-5223083-1
	OBSOLETE	3	3-5223083-0
	OBSOLETE	3	2-5223083-9
		3	2-5223083-7
9	OBSOLETE	3	~~2-5223083-6~~
		3	2-5223083-5
		3	2-5223083-3
8		3	2-5223083-0
7	OBSOLETE	3	1-5223083-9
		3	~~1-5223083-8~~
		3	~~1-5223083-7~~
9		3	~~1-5223083-6~~
	OBSOLETE	3	~~1-5223083-5~~
		3	~~1-5223083-4~~
		3	1-5223083-3
		3	~~1-5223083-2~~
9	OBSOLETE	3	~~1-5223083-1~~
		3	~~1-5223083-0~~
SUPERSEDED BY 1-5223083-8		3	5223083-9
		3	~~5223083-8~~
9	OBSOLETE	3	~~5223083-7~~
		3	~~5223083-6~~
SUPERSEDED BY 1-5223083-7		3	5223083-5
SUPERSEDED BY 1-5223083-6		3	5223083-4
9	OBSOLETE	3	~~5223083-3~~
		3	~~5223083-2~~
		3	5223083-1

THIS DRAWING IS A CONTROLLED DOCUMENT.

DIMENSIONS: mm

TOLERANCES, UNLESS OTHERWISE SPECIFIED:
0 PLC ± -
1 PLC ± -
2 PLC ± 0.13
3 PLC ± -
4 PLC ± -
ANGLES ± -

MATERIAL 1 2
FINISH 3

DWN B.MCMASTER 13DEC04
CHK R.WERTZ 13DEC04
APVD R.WERTZ 13DEC04
PRODUCT SPEC —
APPLICATION SPEC —
WEIGHT —

Tyco Electronics
Tyco Electronics Corporation
Shanghai, P.R.China, 200233

NAME
PIN ASSEMBLY,Z-PACK 2mm FB,SIGNAL, VERTICAL,5 ROW,120 POSITION, SEQUENCED,WITH PRESS FIT LEADS

SIZE	CAGE CODE	DRAWING NO	RESTRICTED TO
A1	00779	C-5223083	—

CUSTOMER DRAWING | SCALE 4:1 | SHEET 1 OF 3 | REV D

THIS DRAWING IS UNPUBLISHED. RELEASED FOR PUBLICATION -,- .
© COPYRIGHT - BY TYCO ELECTRONICS CORPORATION. ALL RIGHTS RESERVED.

LOC	DIST
ES	00

REVISIONS

P	LTR	DESCRIPTION	DATE	DWN	APVD
	-	SEE SHEET 1	-	-	-

ROW	1	2	3	4	5	6	7	8	9	10	11	12	13	14	15	16	17	18	19	20	21	22	23	24	ROW
E	E	E	E	E	E	E	E	E	E	E	E	E	E	E	E	E	E	E	E	E	E	E	E	E	E
D	E	E	E	E	E	E	E	E	E	E	E	E	E	E	E	E	E	E	E	E	E	E	E	E	D
C	E	E	E	E	E	E	E	E	E	E	E	E	E	E	E	E	E	E	E	N	N	N	T	T	C
B	E	E	E	E	E	E	E	E	E	E	E	E	E	E	E	E	E	E	E	E	E	E	E	E	B
A	E	E	E	E	E	E	E	E	E	E	E	E	E	E	E	E	E	E	E	E	E	E	E	E	A

5223083-1
OBSOLETE
PART NUMBER
CONTACT LOAD CHART

ROW	1	2	3	4	5	6	7	8	9	10	11	12	13	14	15	16	17	18	19	20	21	22	23	24	ROW
E																									E
D																									D
C																									C
B																									B
A																									A

5223083-9
PART NUMBER
CONTACT LOAD CHART

ROW	1	2	3	4	5	6	7	8	9	10	11	12	13	14	15	16	17	18	19	20	21	22	23	24	ROW
E	E	E	E	E	E	E	E	E	E	E	E	E	E	E	E	E	E	E	E	E	E	E	E	E	E
D	UU	UU	UU	UU	UU	UU	UU	UU	UU	UU	UU	UU	UU	UU	UU	UU	UU	UU	UU	UU	UU	UU	UU	UU	D
C	UU	UU	UU	UU	UU	UU	UU	UU	UU	UU	UU	UU	UU	UU	UU	UU	UU	UU	UU	UU	UU	UU	UU	UU	C
B	UU	UU	UU	UU	UU	UU	UU	UU	UU	UU	UU	UU	UU	UU	UU	UU	UU	UU	UU	UU	UU	UU	UU	UU	B
A	UU	UU	UU	UU	UU	UU	UU	UU	UU	UU	UU	UU	UU	UU	UU	UU	UU	UU	UU	UU	UU	UU	UU	UU	A

~~5223083-2~~ 9
PART NUMBER
CONTACT LOAD CHART

ROW	1	2	3	4	5	6	7	8	9	10	11	12	13	14	15	16	17	18	19	20	21	22	23	24	ROW
E	A	A	A	A	A	A	A	A	A	A	A	A	A	A	A	A	A	A	A	A	A	A	A	J	E
D	A	A	A	A	A	A	A	A	A	A	A	A	A	A	A	A	A	A	A	A	A	A	A	J	D
C	A	A	A	A	A	A	A	A	A	A	A	A	A	A	A	A	A	A	A	A	A	A	A	A	C
B	A	A	A	A	A	A	A	A	A	A	A	A	A	A	A	A	A	A	A	A	A	A	A	A	B
A	A	A	A	A	A	A	A	A	A	A	A	A	A	A	A	A	A	A	A	A	A	A	A	J	A

~~1-5223083-0~~ 9
PART NUMBER
CONTACT LOAD CHART

ROW	1	2	3	4	5	6	7	8	9	10	11	12	13	14	15	16	17	18	19	20	21	22	23	24	ROW
E	X	X	-	X	-	X	-	X	-	X	-	X	-	X	-	X	-	X	-	X	-	X	-	X	E
D	X	X	X	-	X	-	X	-	X	-	X	-	X	-	X	-	X	-	X	-	X	-	X	-	D
C	X	X	-	X	-	X	-	X	-	X	-	X	-	X	-	X	-	X	-	X	-	X	-	X	C
B	X	X	X	-	X	-	X	-	X	-	X	-	X	-	X	-	X	-	X	-	X	-	X	-	B
A	X	X	-	X	-	X	-	X	-	X	-	X	-	X	-	X	-	X	-	X	-	X	-	X	A

~~5223083-3~~ 9
PART NUMBER
CONTACT LOAD CHART

ROW	1	2	3	4	5	6	7	8	9	10	11	12	13	14	15	16	17	18	19	20	21	22	23	24	ROW
E	-	A	A	-	-	-	-	-	-	-	-	-	A	A	-	-	-	-	-	-	A	A			E
D	-	A	A	-	-	-	-	-	-	-	-	-	A	A	-	-	-	-	-	-	A	A			D
C	-	-	-	-	-	-	-	-	-	-	-	-	-	-	-	-	-	-	-	-	A	A			C
B	-	-	-	A	A	-	A	A	-	A	A	-	-	-	A	A	-	A	A	-	A	A			B
A	-	A	A	-	-	A	-	A	A	-	A	-	-	A	A	-	-	A	-	A	A	-	A	A	A

~~1-5223083-1~~ 9
PART NUMBER
CONTACT LOAD CHART

ROW	1	2	3	4	5	6	7	8	9	10	11	12	13	14	15	16	17	18	19	20	21	22	23	24	ROW
E	E	-	E	E	E	E	E	E	E	E	E	E	E	E	E	E	E	E	E	E	E	E	E	N	E
D	E	-	E	E	E	E	E	E	E	E	E	E	E	E	E	E	E	E	E	E	E	E	E	N	D
C	-	-	E	E	E	E	E	E	E	E	E	E	E	E	E	E	E	E	E	E	E	E	E	N	C
B	E	-	E	E	E	E	E	E	E	E	E	E	E	E	E	E	E	E	E	E	E	E	E	E	B
A	E	-	E	E	E	E	E	E	E	E	E	E	E	E	E	E	E	E	E	E	E	E	E	E	A

~~1-5223083-7~~ 9
PART NUMBER
CONTACT LOAD CHART

ROW	1	2	3	4	5	6	7	8	9	10	11	12	13	14	15	16	17	18	19	20	21	22	23	24	ROW
E																									E
D																									D
C																									C
B																									B
A																									A

SUPERSEDED BY 1-5223083-6
5223083-4
PART NUMBER
CONTACT LOAD CHART

ROW	1	2	3	4	5	6	7	8	9	10	11	12	13	14	15	16	17	18	19	20	21	22	23	24	ROW
E	J	J	J	J	J	J	J	J	J	J	J	A	J	J	J	J	T	T	T	T	T	T			E
D	J	J	J	J	J	J	J	J	J	J	J	J	J	J	J	J	N	N	N	N	N	N			D
C	J	J	J	J	J	J	J	J	J	J	J	J	J	J	J	J	N	N	N	N	N	N			C
B	J	J	J	J	J	J	J	J	J	J	J	J	J	J	J	J	N	N	N	N	N	N			B
A	J	J	J	J	J	J	J	J	J	J	J	J	J	J	J	J	N	N	N	N	N	N			A

~~1-5223083-2~~ 9
PART NUMBER
CONTACT LOAD CHART

ROW	1	2	3	4	5	6	7	8	9	10	11	12	13	14	15	16	17	18	19	20	21	22	23	24	ROW
E	E	E	-	E	-	E	-	E	-	E	-	E	-	E	-	E	-	E	-	E	-	E			E
D	E	E	E	-	E	-	E	-	E	-	E	-	E	-	E	-	E	-	E	-	E	-			D
C	E	E	-	E	-	E	-	E	-	E	-	E	-	E	-	E	-	E	-	E	-	E			C
B	E	E	E	-	E	-	E	-	E	-	E	-	E	-	E	-	E	-	E	-	E	-			B
A	E	E	-	E	-	E	-	E	-	E	-	E	-	E	-	E	-	E	-	E	-	E			A

~~1-5223083-8~~ 9
PART NUMBER
CONTACT LOAD CHART

ROW	1	2	3	4	5	6	7	8	9	10	11	12	13	14	15	16	17	18	19	20	21	22	23	24	ROW
E																									E
D																									D
C																									C
B																									B
A																									A

SUPERSEDED BY 1-5223083-7
5223083-5
PART NUMBER
CONTACT LOAD CHART

ROW	1	2	3	4	5	6	7	8	9	10	11	12	13	14	15	16	17	18	19	20	21	22	23	24	ROW
E	J	T	A	A	A	A	A	A	A	A	A	A	A	A	A	A	A	A	A	A	A	A	A	T	E
D	J	T	A	A	A	A	A	A	A	A	A	A	A	A	A	A	A	A	A	A	A	A	A	T	D
C	J	T	A	A	A	A	A	A	A	A	A	A	A	A	A	A	A	A	A	A	A	A	A	T	C
B	J	T	A	A	A	A	A	A	A	A	A	A	A	A	A	A	A	A	A	A	A	A	A	T	B
A	J	T	A	A	A	A	A	A	A	A	A	A	A	A	A	A	A	A	A	A	A	A	A	T	A

1-5223083-3
PART NUMBER
CONTACT LOAD CHART

ROW	1	2	3	4	5	6	7	8	9	10	11	12	13	14	15	16	17	18	19	20	21	22	23	24	ROW
E	E	-	E	-	E	-	E	-	E	-	E	-	E	-	E	-	E	-	E	-	E	-	E	E	E
D	-	-	-	-	-	-	-	-	-	-	-	-	-	-	-	-	-	-	N	E	E	E	E	E	D
C	E	-	N	-	E	-	E	-	E	-	E	-	N	-	E	-	E	E	E	N	N	N			C
B	-	-	-	-	-	-	-	-	-	-	-	-	-	-	-	-	E	E	N	N	A	A			B
A	E	-	E	-	E	-	E	-	E	-	E	-	E	-	E	-	E	E	E	E	E	E			A

1-5223083-9
OBSOLETE 7
PART NUMBER
CONTACT LOAD CHART

ROW	1	2	3	4	5	6	7	8	9	10	11	12	13	14	15	16	17	18	19	20	21	22	23	24	ROW
E	X	-	X	-	-	X	X	X	X	X	X	Y	X	X	X	X	X	X	X	X	X	X			E
D	-	X	-	-	-	Y	X	X	X	X	X	Y	X	X	X	X	X	X	X	X	X	X			D
C	X	-	X	-	-	X	X	X	X	X	X	X	X	X	X	X	X	X	X	X	X	X			C
B	-	X	-	-	-	X	X	X	X	X	X	X	X	X	X	X	X	X	X	X	X	X			B
A	X	-	X	-	-	X	X	X	X	X	X	X	X	X	X	X	X	X	X	X	X	X			A

~~5223083-6~~ 9
PART NUMBER
CONTACT LOAD CHART

ROW	1	2	3	4	5	6	7	8	9	10	11	12	13	14	15	16	17	18	19	20	21	22	23	24	ROW
E	A	A	A	A	A	A	A	A	A	A	A	A	A	A	A	A	A	A	A	A	A	A	A	J	E
D	A	A	A	A	A	A	A	A	A	A	A	A	A	A	A	A	A	A	A	A	A	A	A	J	D
C	A	A	A	A	A	A	A	A	A	A	A	A	A	A	A	A	A	A	A	A	A	A	A	J	C
B	A	A	A	A	A	A	A	A	A	A	A	A	A	A	A	A	A	A	A	A	A	A	A	J	B
A	A	A	A	A	A	A	A	A	A	A	A	A	A	A	A	A	A	A	A	A	A	A	A	J	A

~~1-5223083-4~~ 9
PART NUMBER
CONTACT LOAD CHART

ROW	1	2	3	4	5	6	7	8	9	10	11	12	13	14	15	16	17	18	19	20	21	22	23	24	ROW
E	X	-	X	X	X	X	X	X	X	X	X	X	X	X	X	X	X	X	X	X	X	X	X	VV	E
D	X	-	X	X	X	X	X	X	X	X	X	X	X	X	X	X	X	X	X	X	X	X	X	VV	D
C	-	-	X	X	X	X	X	X	X	X	X	X	X	X	X	X	X	X	X	X	X	X	X	VV	C
B	X	-	X	X	X	X	X	X	X	X	X	X	X	X	X	X	X	X	X	X	X	X	X	X	B
A	X	-	X	X	X	X	X	X	X	X	X	X	X	X	X	X	X	X	X	X	X	X	X	X	A

~~5223083-7~~ 9
PART NUMBER
CONTACT LOAD CHART

ROW	1	2	3	4	5	6	7	8	9	10	11	12	13	14	15	16	17	18	19	20	21	22	23	24	ROW
E	-	A	A	-	-	-	-	-	-	-	-	-	A	A	-	-	-	-	A	A	-	A	A		E
D	-	A	A	-	-	-	-	-	-	-	-	-	A	A	-	-	-	-	-	-	A	A			D
C	-	-	-	-	-	-	-	-	-	-	-	-	-	-	-	-	-	-	-	-	A	A			C
B	-	-	-	A	A	-	A	A	-	A	A	-	-	-	A	A	-	A	A	-	A	A			B
A	E	E	E	E	E	E	E	E	E	E	E	E	E	E	E	E	E	E	E	-	E	E			A

~~1-5223083-5~~ 9
PART NUMBER
CONTACT LOAD CHART

ROW	1	2	3	4	5	6	7	8	9	10	11	12	13	14	15	16	17	18	19	20	21	22	23	24	ROW
E	A	A	A	A	A	A	A	A	A	A	A	A	A	A	A	A	A	A	A	A	A	A	A	A	E
D	J	A	A	A	A	A	A	A	A	A	J	A	A	A	A	A	A	A	A	A	A	A			D
C	A	A	A	A	A	A	A	A	A	A	A	A	A	A	A	A	A	A	A	A	A	A			C
B	J	A	A	A	A	A	A	A	A	A	J	A	A	A	A	A	A	A	A	A	A	A			B
A	A	A	A	A	A	A	A	A	A	A	A	A	A	A	A	A	A	A	A	A	A	A			A

~~5223083-8~~ 9
PART NUMBER
CONTACT LOAD CHART

ROW	1	2	3	4	5	6	7	8	9	10	11	12	13	14	15	16	17	18	19	20	21	22	23	24	ROW
E	-	A	A	-	-	-	-	-	-	-	-	-	A	A	-	-	-	-	A	A	-	A	A		E
D	-	A	A	-	-	-	-	-	-	-	-	-	A	A	-	-	-	-	-	-	A	A			D
C	-	-	-	-	-	-	-	-	-	-	-	-	-	-	-	-	-	-	-	-	A	A			C
B	-	-	-	A	A	-	A	A	-	A	A	-	-	-	A	A	-	A	A	-	A	A			B
A	E	E	E	E	E	E	E	E	E	E	E	E	E	E	E	E	E	E	E	-	E	E			A

~~1-5223083-5~~ 9
PART NUMBER
CONTACT LOAD CHART

ROW	1	2	3	4	5	6	7	8	9	10	11	12	13	14	15	16	17	18	19	20	21	22	23	24	ROW
E	E	-	E	-	-	-	E	E	E	E	E	E	J	E	E	E	E	E	E	E	E	E	E	E	E
D	-	E	-	-	-	J	E	E	E	E	E	E	J	E	E	E	E	E	E	E	E	E	E	E	D
C	E	-	E	-	-	E	E	E	E	E	E	E	E	E	E	E	E	E	E	E	E	E	E	E	C
B	-	E	-	-	-	E	E	E	E	E	E	E	E	E	E	E	E	E	E	E	E	E	E	E	B
A	E	-	E	-	-	E	E	E	E	E	E	E	E	E	E	E	E	E	E	E	E	E	E	E	A

~~1-5223083-6~~ 9
PART NUMBER
CONTACT LOAD CHART

-	-	NO CONTACT	NO CONTACT
SS	11	8.00	13.60
A	10	5.00	4.25
VV	9	8.00	14.90
Y	8	7.25	13.60
X	7	6.50	13.60
J	6	6.50	4.25
UU	4	5.75	13.60
T	3	8.00	4.25
N	2	7.25	4.25
E	1	5.75	4.25
CONTACT LETTER	ITEM NUMBER	DIM Y	DIM Z

THIS DRAWING IS A CONTROLLED DOCUMENT.

DIMENSIONS: mm

TOLERANCES UNLESS OTHERWISE SPECIFIED:
0 PLC ± -
1 PLC ± -
2 PLC ± 0.13
3 PLC ± -
4 PLC ± -
ANGLES ± -

MATERIAL 1 2
FINISH 3

DWN B.MCMASTER 13DEC04
CHK R.WERTZ 13DEC04
APVD R.WERTZ 13DEC04
PRODUCT SPEC —
APPLICATION SPEC —
WEIGHT —

Tyco Electronics
Tyco Electronics Corporation
Shanghai, P.R.China, 200233

NAME PIN ASSEMBLY,Z-PACK 2mm FB,SIGNAL, VERTICAL,5 ROW,120 POSITION, SEQUENCED,WITH PRESS FIT LEADS

SIZE	CAGE CODE	DRAWING NO	RESTRICTED TO
A1	00779	C-5223083	—

CUSTOMER DRAWING
SCALE 4:1 SHEET 2 OF 3 REV D

THIS DRAWING IS UNPUBLISHED. RELEASED FOR PUBLICATION -,- .
© COPYRIGHT - BY TYCO ELECTRONICS CORPORATION. ALL RIGHTS RESERVED.

LOC	DIST
ES	00

REVISIONS

P	LTR	DESCRIPTION	DATE	DWN	APVD
	-	SEE SHEET 1	-	-	-

ROW	1	2	3	4	5	6	7	8	9	10	11	12	13	14	15	16	17	18	19	20	21	22	23	24	ROW	PART NUMBER
E	E	E	E	E	E	E	E	E	E	E	E	E	E	E	E	E	E	E	E	E	E	E	E	E	E	~~2-5223083-3~~ △9
D	N	E	E	E	E	E	E	E	E	E	E	N	E	E	E	E	E	E	E	E	E	E	E	E	D	
C	E	E	E	E	E	E	E	E	E	E	E	E	E	E	E	E	E	E	E	E	E	E	E	E	C	
B	N	E	E	E	E	E	E	E	E	E	E	N	E	E	E	E	E	E	E	E	E	E	E	E	B	
A	E	E	E	E	E	E	E	E	E	E	E	E	E	E	E	E	E	E	E	E	E	E	E	E	A	

CONTACT LOAD CHART

ROW	1	2	3	4	5	6	7	8	9	10	11	12	13	14	15	16	17	18	19	20	21	22	23	24	ROW	PART NUMBER
E	A	A	A	A	A	A	A	E	A	A	E	E	A	A	A	A	E	E	E	E	E	A	E	E	3-5223083-3 OBSOLETE
D	E	E	E	E	E	E	E	E	E	E	E	E	E	E	E	E	E	E	E	E	E	E	E	E	D	
C	E	E	E	E	E	E	E	E	E	E	E	E	E	E	E	E	E	E	E	E	E	E	E	E	C	
B	E	E	E	E	E	E	E	E	E	E	E	E	E	E	E	E	E	E	E	E	E	E	E	E	B	
A	E	E	E	E	E	E	E	E	E	E	E	E	E	E	E	E	E	E	E	E	E	E	E	E	A	

CONTACT LOAD CHART

ROW	1	2	3	4	5	6	7	8	9	10	11	12	13	14	15	16	17	18	19	20	21	22	23	24	ROW	PART NUMBER
E	E	E	E	E	E	E	E	E	E	E	E	E	E	E	E	E	E	E	E	E	E	E	E	N	E	~~2-5223083-5~~ △9
D	E	E	E	E	E	E	E	E	E	E	E	E	E	E	E	E	E	E	E	E	E	E	N	D		
C	E	E	E	E	E	E	E	E	E	E	E	E	E	E	E	E	E	E	E	E	E	E	E	C		
B	E	E	E	E	E	E	E	E	E	E	E	E	E	E	E	E	E	E	E	E	E	E	E	B		
A	E	E	E	E	E	E	E	E	E	E	E	E	E	E	E	E	E	E	E	E	E	E	N	A		

CONTACT LOAD CHART

ROW	1	2	3	4	5	6	7	8	9	10	11	12	13	14	15	16	17	18	19	20	21	22	23	24	ROW	PART NUMBER
E	A	E	A	E	E	E	E	E	E	E	E	E	E	E	E	E	E	E	E	E	E	E	E	E	A	
D	N	J	J	N	J	J	N	J	J	N	J	J	N	J	J	N	J	J	N	J	J	J	J	J	D	~~3-5223083-5~~ △9
C	J	J	N	J	J	N	J	J	N	J	J	N	J	J	N	J	J	N	J	J	J	J	J	J	C	
B	J	N	J	J	N	J	J	N	J	J	N	J	J	N	J	J	N	J	A	J	J	J	J	J	B	
A	E	A	E	E	E	E	E	E	E	E	E	E	E	E	E	E	E	E	E	E	E	E	E	E	A	

CONTACT LOAD CHART

ROW	1	2	3	4	5	6	7	8	9	10	11	12	13	14	15	16	17	18	19	20	21	22	23	24	ROW	PART NUMBER
E	E	E	E	E	E	E	E	E	E	E	E	E	E	E	E	E	E	E	E	E	E	E	E	E	E	~~2-5223083-6~~ △9
D	J	E	E	E	E	E	E	E	E	E	E	E	E	E	E	E	E	E	E	E	E	E	E	E	D	
C	E	E	E	E	E	E	E	E	E	E	E	E	E	E	E	E	E	E	E	E	E	E	E	E	C	
B	J	E	E	E	E	E	E	E	E	E	E	E	E	E	E	E	E	E	E	E	E	E	E	E	B	
A	E	E	E	E	E	E	E	E	E	E	E	E	E	E	E	E	E	E	E	E	E	E	E	E	A	

CONTACT LOAD CHART

ROW	1	2	3	4	5	6	7	8	9	10	11	12	13	14	15	16	17	18	19	20	21	22	23	24	ROW	PART NUMBER
E	-	UU	-	UU	-	UU	-	UU	-	UU	-	UU	-	UU	-	UU	-	UU	-	UU	-	UU	-	UU	E	3-5223083-6
D	UU	-	UU	-	UU	-	UU	-	UU	-	UU	-	UU	-	UU	-	UU	-	UU	-	UU	-	UU	-	D	
C	-	UU	-	UU	-	UU	-	UU	-	UU	-	UU	-	UU	-	UU	-	UU	-	UU	-	UU	-	UU	C	
B	UU	-	UU	-	UU	-	UU	-	UU	-	UU	-	UU	-	UU	-	UU	-	UU	-	UU	-	UU	-	B	
A	-	UU	-	UU	-	UU	-	UU	-	UU	-	UU	-	UU	-	UU	-	UU	-	UU	-	UU	-	UU	A	

CONTACT LOAD CHART

ROW	1	2	3	4	5	6	7	8	9	10	11	12	13	14	15	16	17	18	19	20	21	22	23	24	ROW	PART NUMBER
E	E		E		E		E		E		E		E		E	E	E	E	E	E					E	2-5223083-7
D																	E	E	E	E	E	E			D	
C	E		E		E		E		E		E		E		E		E	E	E	E	E	E			C	
B																	E	E	E	E	E	E			B	
A	E		E		E		E		E		E		E		E		E	E	E	E	E	E			A	

CONTACT LOAD CHART

ROW	1	2	3	4	5	6	7	8	9	10	11	12	13	14	15	16	17	18	19	20	21	22	23	24	ROW	PART NUMBER
E	-	E	-	E	-	E	-	E	-	E	-	E	-	E	-	E	-	E	-	E	-	E	-	E	E	3-5223083-7
D	E	-	E	-	E	-	E	-	E	-	E	-	E	-	E	-	E	-	E	-	E	-	E	-	D	
C	-	E	-	E	-	E	-	E	-	E	-	E	-	E	-	E	-	E	-	E	-	E	-	E	C	
B	E	-	E	-	E	-	E	-	E	-	E	-	E	-	E	-	E	-	E	-	E	-	E	-	B	
A	-	E	-	E	-	E	-	E	-	E	-	E	-	E	-	E	-	E	-	E	-	E	-	E	A	

CONTACT LOAD CHART

ROW	1	2	3	4	5	6	7	8	9	10	11	12	13	14	15	16	17	18	19	20	21	22	23	24	ROW	PART NUMBER
E	UU	UU	UU	UU	UU	UU	UU	UU	UU	UU	UU	UU	UU	UU	UU	UU	UU	UU	UU	UU	UU	UU	UU	UU	E	2-5223083-9 OBSOLETE
D	Y	UU	UU	UU	UU	UU	UU	UU	UU	UU	UU	UU	UU	UU	UU	UU	UU	UU	UU	UU	UU	UU	UU	UU	D	
C	UU	UU	UU	UU	UU	UU	UU	UU	UU	UU	UU	UU	UU	UU	UU	UU	UU	UU	UU	UU	UU	UU	UU	UU	C	
B	UU	Y	UU	UU	UU	UU	UU	UU	UU	UU	UU	UU	UU	UU	UU	UU	UU	UU	UU	UU	UU	UU	UU	UU	B	
A	UU	Y	UU	UU	UU	UU	UU	UU	UU	UU	UU	UU	UU	UU	UU	UU	UU	UU	UU	UU	UU	UU	UU	UU	A	

CONTACT LOAD CHART

ROW	1	2	3	4	5	6	7	8	9	10	11	12	13	14	15	16	17	18	19	20	21	22	23	24	ROW	PART NUMBER
E	N	-	-	-	J	J	N	N	J	N	J	N	N	E	E	E	E	E	N	N	N	N	E	E	E	3-5223083-9
D	N	-	-	-	J	J	N	N	J	N	J	N	N	N	N	N	E	E	N	E	E	N	E	E	D	
C	N	-	-	-	J	J	N	N	J	N	J	N	E	E	E	N	E	E	N	E	E	N	E	E	C	
B	N	-	-	-	J	J	N	N	J	N	J	N	E	E	E	N	N	E	N	E	E	N	E	E	B	
A	N	-	-	-	J	J	N	N	J	N	J	N	E	E	E	N	E	E	N	E	E	N	E	E	A	

CONTACT LOAD CHART

ROW	1	2	3	4	5	6	7	8	9	10	11	12	13	14	15	16	17	18	19	20	21	22	23	24	ROW	PART NUMBER
E	UU	UU	UU	UU	UU	UU	UU	UU	UU	UU	UU	UU	UU	UU	UU	UU	UU	UU	UU	UU	UU	UU	UU	UU	E	3-5223083-0 OBSOLETE
D	UU	UU	UU	UU	UU	UU	UU	UU	UU	UU	UU	UU	UU	UU	UU	UU	UU	UU	UU	UU	UU	UU	UU	UU	D	
C	SS	UU	UU	UU	UU	UU	UU	UU	UU	UU	UU	UU	UU	UU	UU	UU	UU	UU	UU	UU	UU	UU	UU	UU	C	
B	UU	UU	UU	UU	UU	UU	UU	UU	UU	UU	UU	UU	UU	UU	UU	UU	UU	UU	UU	UU	UU	UU	UU	UU	B	
A	UU	UU	UU	UU	UU	UU	UU	UU	UU	UU	UU	UU	UU	UU	UU	UU	UU	UU	UU	UU	UU	UU	UU	UU	A	

CONTACT LOAD CHART

ROW	1	2	3	4	5	6	7	8	9	10	11	12	13	14	15	16	17	18	19	20	21	22	23	24	ROW	PART NUMBER
E	N	N	N	N	J	J	J	J	J	J	J	J	J	J	J	J	J	J	J	J	J	J	J	J	E	4-5223083-8
D	A	N	N	N	N	N	J	J	J	J	J	J	J	J	J	J	J	J	N	N	N	N	A	J	D	
C	J	J	N	N	N	N	J	J	J	J	J	J	J	J	J	J	J	J	N	N	N	N	J	C		
B	J	J	J	N	N	N	J	J	J	J	J	J	J	J	J	J	J	J	N	N	N	N	J	B		
A	J	J	J	J	J	J	J	J	J	J	J	J	J	J	J	J	J	N	J	N	N	J	J	J	A	

CONTACT LOAD CHART

ROW	1	2	3	4	5	6	7	8	9	10	11	12	13	14	15	16	17	18	19	20	21	22	23	24	ROW	PART NUMBER
E	E	E	E	E	A	T	A	E	E	A	E	E	E	E	E	E	T	T	E	N	N	E	T	E	E	3-5223083-1 OBSOLETE
D	E	E	E	E	E	E	E	E	E	E	E	E	E	E	E	E	T	T	E	N	N	E	T	D		
C	E	E	E	E	E	E	E	E	E	E	E	E	E	E	E	E	T	T	E	N	N	E	T	C		
B	E	E	E	E	E	E	E	E	E	E	E	E	E	E	E	E	T	T	E	N	N	E	T	B		
A	E	E	E	E	E	A	E	A	E	E	E	E	E	E	E	E	T	T	E	N	N	E	T	A		

CONTACT LOAD CHART

ROW	1	2	3	4	5	6	7	8	9	10	11	12	13	14	15	16	17	18	19	20	21	22	23	24	ROW	PART NUMBER
E	E	-	E	-	E	-	E	-	E	-	E	-	E	-	E	-	E	-	E	-	E	-	E	-	E	4-5223083-9
D	-	E	-	E	-	E	-	E	-	E	-	E	-	E	-	E	-	E	-	E	-	E	-	E	D	
C	E	-	E	-	E	-	E	-	E	-	E	-	E	-	E	-	E	-	E	-	E	-	E	-	C	
B	-	E	-	E	-	E	-	E	-	E	-	E	-	E	-	E	-	E	-	E	-	E	-	E	B	
A	E	-	E	-	E	-	E	-	E	-	E	-	E	-	E	-	E	-	E	-	E	-	E	-	A	

CONTACT LOAD CHART

ROW	1	2	3	4	5	6	7	8	9	10	11	12	13	14	15	16	17	18	19	20	21	22	23	24	ROW	PART NUMBER
E	E	E	E	E	E	E	E	E	E	E	E	E	E	E	E	E	E	E	E	E	E	E	E	E	E	3-5223083-2 OBSOLETE
D	E	E	E	E	E	E	E	E	E	E	E	E	E	E	E	E	E	E	E	E	E	E	E	E	D	
C	T	E	E	E	E	E	E	E	E	E	E	E	E	E	E	E	E	E	E	E	E	E	E	E	C	
B	E	E	E	E	E	E	E	E	E	E	E	E	E	E	E	E	E	E	E	E	E	E	E	E	B	
A	E	E	E	E	E	E	E	E	E	E	E	E	E	E	E	E	E	E	E	E	E	E	E	E	A	

CONTACT LOAD CHART

ROW	1	2	3	4	5	6	7	8	9	10	11	12	13	14	15	16	17	18	19	20	21	22	23	24	ROW	PART NUMBER
E	A	A	A	A	A	A	A	A	A	A	A	A	A	A	A	A	A	A	A	A	A	A	A	A	E	4-5223083-5
D	A	A	A	A	A	A	A	A	A	A	A	A	A	A	A	A	A	A	A	A	A	A	A	A	D	
C	T	T	T	T	T	T	T	T	T	T	T	T	T	T	T	T	T	T	T	T	T	T	T	T	C	
B	A	A	A	A	A	A	A	A	A	A	A	A	A	A	A	A	A	A	A	A	A	A	A	A	B	
A	A	A	A	A	A	A	A	A	A	A	A	A	A	A	A	A	A	A	A	A	A	A	A	A	A	

CONTACT LOAD CHART

-	-	NO CONTACT	NO CONTACT
SS	11	8.00	13.60
A	10	5.00	4.25
W	9	8.00	14.90
Y	8	7.25	13.60
X	7	6.50	13.60
J	6	6.50	4.25
UU	4	5.75	13.60
T	3	8.00	4.25
N	2	7.25	4.25
E	1	5.75	4.25
CONTACT LETTER	ITEM NUMBER	DIM Y	DIM Z

THIS DRAWING IS A CONTROLLED DOCUMENT.

DIMENSIONS: mm

TOLERANCES UNLESS OTHERWISE SPECIFIED:
0 PLC ± -
1 PLC ± -
2 PLC ± 0.13
3 PLC ± -
4 PLC ± -
ANGLES ± -

MATERIAL 1 2

FINISH 3

DWN B.MCMASTER 13DEC04
CHK R.WERTZ 13DEC04
APVD R.WERTZ 13DEC04

PRODUCT SPEC -
APPLICATION SPEC -
WEIGHT -

CUSTOMER DRAWING

Tyco Electronics

Tyco Electronics Corporation
Shanghai, P.R.China, 200233

NAME
PIN ASSEMBLY,Z-PACK 2mm FB,SIGNAL, VERTICAL,5 ROW,120 POSITION, SEQUENCED,WITH PRESS FIT LEADS

SIZE	CAGE CODE	DRAWING NO	RESTRICTED TO
A1	00779	C-5223083	-

SCALE 4:1 SHEET 3 OF 3 REV D

Компания «ЭлектроПласт» предлагает заключение долгосрочных отношений при поставках импортных электронных компонентов на взаимовыгодных условиях!

Наши преимущества:

- Оперативные поставки широкого спектра электронных компонентов отечественного и импортного производства напрямую от производителей и с крупнейших мировых складов;
- Поставка более 17-ти миллионов наименований электронных компонентов;
- Поставка сложных, дефицитных, либо снятых с производства позиций;
- Оперативные сроки поставки под заказ (от 5 рабочих дней);
- Экспресс доставка в любую точку России;
- Техническая поддержка проекта, помощь в подборе аналогов, поставка прототипов;
- Система менеджмента качества сертифицирована по Международному стандарту ISO 9001;
- Лицензия ФСБ на осуществление работ с использованием сведений, составляющих государственную тайну;
- Поставка специализированных компонентов (Xilinx, Altera, Analog Devices, Intersil, Interpoint, Microsemi, Aeroflex, Peregrine, Syfer, Eurofarad, Texas Instrument, Miteq, Cobham, E2V, MA-COM, Hittite, Mini-Circuits,General Dynamics и др.);

Помимо этого, одним из направлений компании «ЭлектроПласт» является направление «Источники питания». Мы предлагаем Вам помощь Конструкторского отдела:

- Подбор оптимального решения, техническое обоснование при выборе компонента;
- Подбор аналогов;
- Консультации по применению компонента;
- Поставка образцов и прототипов;
- Техническая поддержка проекта;
- Защита от снятия компонента с производства.

Как с нами связаться

Телефон: 8 (812) 309 58 32 (многоканальный)
Факс: 8 (812) 320-02-42
Электронная почта: org@eplast1.ru
Адрес: 198099, г. Санкт-Петербург, ул. Калинина, дом 2, корпус 4, литера А.