


# Medical AC-DC Open Frame Power Supply

## 24V 300W with 5V/0.5A Standby / MDS-300A series



## MDS-300A Series

### Highlights & Features

- 3" x 5" x 1.4" Package
- Power Good, Remote sense, Remote ON/OFF and 5V Standby Power
- Up to 800K Hours MTBF
- Up to 240W convection, 300W force air
- IT & Medical Safety Approvals

### Safety Standards



CB Certified for worldwide use

**Model Number:** MDS-300A  
**Unit Weight:** 405g (MDS-300APB24)  
 570g (MDS-300ABB24)  
 610g (MDS-300ADB24)

**Dimensions (W x L x H):**  
 76.2 x 127 x 35.6mm 3 x 5 x 1.4 inch (MDS-300APB24)  
 86.9 x 139.7 x 44.4mm 3.42 x 5.5 x 1.75 inch (MDS-300ABB24)  
 88.9 x 141.3 x 44.4mm 3.5 x 5.57 x 1.75 inch (MDS-300ADB24)

### General Description

The MDS-300A series of internal open frame power supplies come with universal AC input range from 90Vac to 264Vac. Other features include low leakage, Type BF Patient Access Leakage Currents, and electric shock protection compliance with 2 x MOPP requirements. The MDS series is certified for EMC standards according to EN 55011 for industrial, scientific and medical (ISM) radio-frequency equipment; and, EN 55022 for Industrial Technology Equipment (ITE) radio-frequency equipment. In addition, only recognized Japanese capacitors are used to ensure long product life.

The MDS-300A series comes with both medical and ITE safety approvals, including UL/CE/CCC (5000 meters), and CB certification. Designs are compliant with RoHS Directive 2011/65/EU for environmental protection.

### Model Information

Medical AC-DC Open Frame (All with 5V/0.5A standby available)

Model Number	Input Voltage	Output Voltage	Convection Current Output	Forced Air Current Output
MDS-300APB24 AA	90-264Vac	24Vdc	10A	12.5A*
MDS-300ABB24 AA (U-channel cover)	90-264Vac	24Vdc	8.33A	12.5A*
MDS-300ADB24 AA (Enclosed cover)	90-264Vac	24Vdc	8.75A	12.5A*

\* With 10CFM force air

### Model Numbering

<b>MDS</b> Delta Medical power Supply	<b>300</b> Max wattage in the product Series. 060 → 60W 150 → 150W 1K2 → 1,200W	<b>A</b> Family Code A~ Z	<b>P</b> Product Type P: Open Frame B: U-channel cover D: Enclosed cover	<b>B</b> Input Type Code B: 3pin Class I	<b>24</b> Output Voltage 24 for 24V	<b>AA</b> Revision code
--	---	---------------------------------	--	--	---	----------------------------

1 | All parameters are specified at 25°C ambient unless otherwise noted.  
[www.DeltaPSU.com](http://www.DeltaPSU.com) (Jun 2015, Rev. 05)



# Medical AC-DC Open Frame Power Supply

## 24V 300W with 5V/0.5A Standby / MDS-300A series

### Specifications

#### Input Ratings / Characteristics

Nominal Input Voltage	100-240Vac
Input Voltage Range	90-264Vac
Nominal Input Frequency	50-60Hz
Input Frequency Range	47-63Hz
Input Current (max)	4A
Input Surge Voltage (max)	300Vac for 100ms
Full load Efficiency (typ.)	93% @ 115Vac/60Hz 94% @ 230Vac/50Hz, Reference Fig.1
Standby Power (max)	0.5W (only standby working with Inhibit signal high) @ 115Vac/60Hz, 230Vac/50Hz
Inrush Current (max)	40A @ 230Vac, cold start
Input-PE (protective earth) leakage current (max)	0.1mA @ NC, 0.3mA @ SFC 1)
Output-PE (protective earth) leakage current for Type BF application (max)	0.1mA @ NC, 0.5mA @ SFC 1)
Power Factor (min)	0.95 @ 115V/50Hz, 230V/50Hz, full load

1) NC: normal condition, SFC: single fault condition

#### Leakage Current

Input-PE Leakage Current	100Vac/60Hz (Typ.)	264Vac/60Hz (Typ.)	Delta Limit	IEC60601-1 Limit
Normal Condition	17.5uA	43.5uA	100uA max	5000uA max
Single Fault Condition	32.9uA	90.7uA	300uA max	10000uA max
Output-PE Leakage Current for Type BF application				
Normal Condition	28.5uA	86.7uA	100uA max	100uA max
Single Fault Condition	42.9uA	128.6uA	500uA max	500uA max

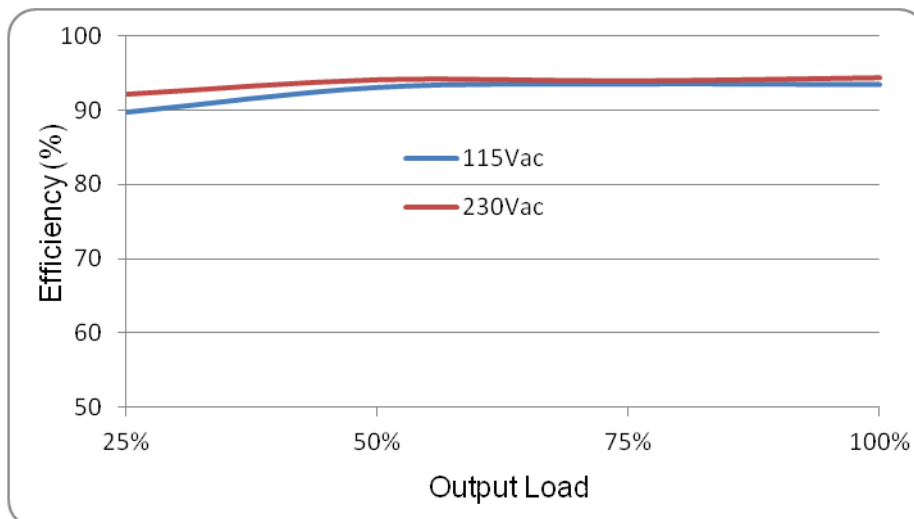


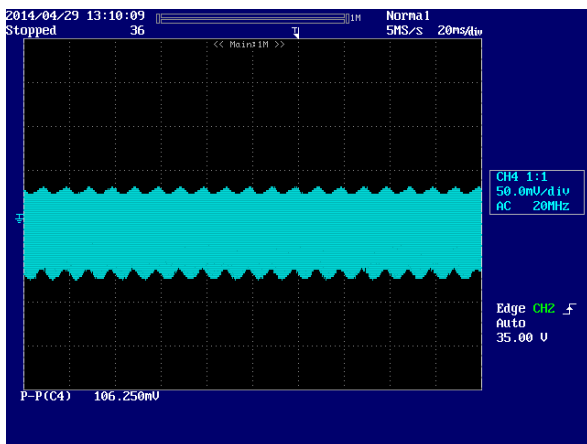
Fig.1 Efficiency versus output load

# Medical AC-DC Open Frame Power Supply

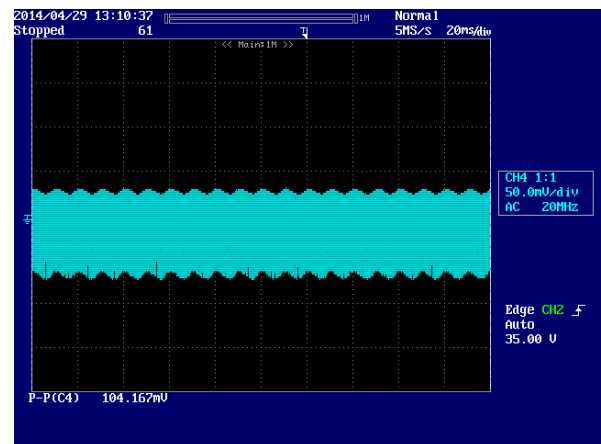
## 24V 300W with 5V/0.5A Standby / MDS-300A series

### Output Ratings / Characteristics

Nominal Output Voltage (Vrated)	24V
Output Voltage Tolerance	± 3%
Output Power	300W 10CFM air, up to 240W convection air
Line Regulation (max)	±0.5%
Load Regulation (max)	± 1%
Ripple & Noise (typ.)	1% pk-pk Vrated@ Full load, Reference Fig. 2
Start-up Time (max)	2000ms @ 115Vac
Hold-up Time (min)	12ms @ 115Vac, with 240W load
Dynamic Response (Overshoot & Undershoot O/P Voltage)	± 5% @ with 50-100% load change
Capacitive load (max)	1500uF
Rise time (max)	100ms
Remote Sense	Up to 500mV compensation for voltage drop across external wire connections to load. Short and reverse connection protected.



(a) 115V (measured value=106mV)

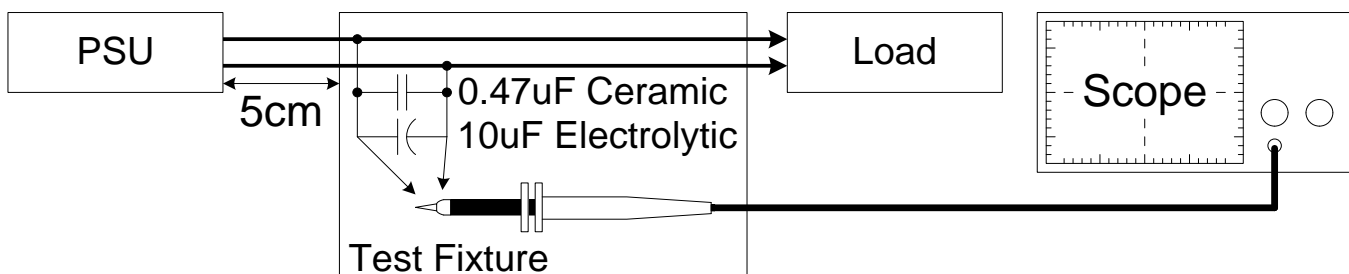


(b) 230V(measured value=104mV)

Fig.2 Ripple & Noise example, 20MHz BW

Nominal Output Voltage of standby output (Vrated)	5V
Output Voltage Tolerance of standby output	± 3%
Ripple & Noise of standby output	100mV max

### Ripple & Noise measurement circuit



# Medical AC-DC Open Frame Power Supply

## 24V 300W with 5V/0.5A Standby / MDS-300A series

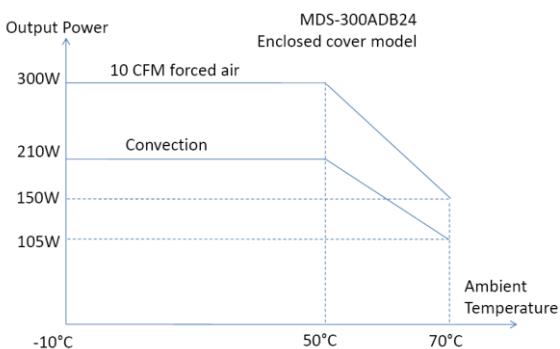
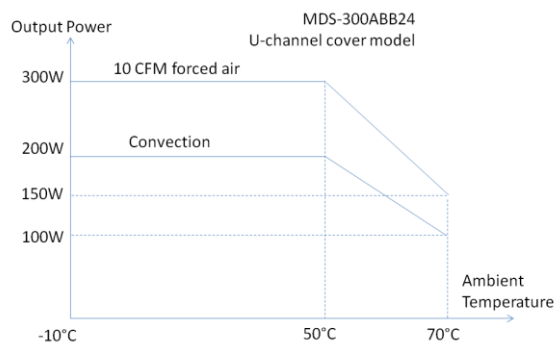
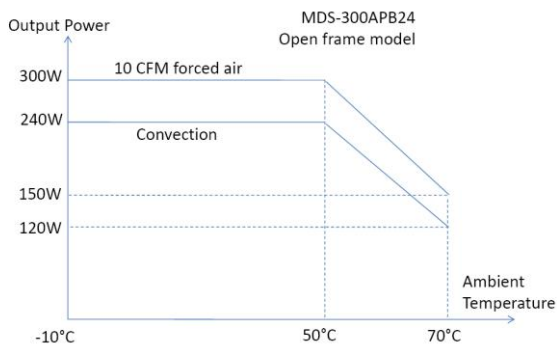
### Mechanical

Case Cover	U-channel/Enclosed, refer to drawings on pages 8 and 9
Dimensions (W x L x H)	76.2 x 127 x 35.6mm 3 x 5 x 1.4inch (MDS-300APB24) 86.9 x 139.7 x 44.4mm 3.42 x 5.5 x 1.75 inch (MDS-300ABB24) 88.9 x 141.3 x 44.4mm 3.5 x 5.57 x 1.75 inch (MDS-300ADB24)
Unit Weight	405g (MDS-300APB24) 570g (MDS-300ABB24) 610g (MDS-300ADB24)

### Environment

Surrounding Air Temperature	Operating	Absolute Maximum/Minimum Rating. -10°C to +70°C. Linear power derate from 100% load at 50°C, to 50% load at 70°C Note: see power de-rating curves below
	Storage	-40°C to +85°C
Operating Humidity	5-95% RH (Non-Condensing)	
Operating Altitude	0-5,000 meters	
Shock Test (Non-Operating)	50G, 11ms, 3 shocks for each direction	
Vibration (Operating)	5-500Hz, 2Grms, 15 minute for each three axis	

### Power De-rating curve



# Medical AC-DC Open Frame Power Supply

## 24V 300W with 5V/0.5A Standby / MDS-300A series

### Protections (for both 24 Volt and 5Volt Standby outputs, unless otherwise indicated)

Overvoltage (max)	Main output 125% of rated voltage, Latch Mode Standby 125% of rated voltage, Latch Mode
Over load / Over current (max)	Main output 160% of rated current Standby 1.06A max Hiccup Mode(Non-Latching, Auto-Recovery)
Over Temperature	Latch Mode
Short Circuit	Hiccup Mode, (Non-Latching, Auto-Recovery)

### Reliability Data

MTBF (Minimum) at 115Vac, 240W, 35 °C	Convection Air Flow	800 Khrs based on Telecordia SR-332
Operating life (Minimum) at 115Vac, 240W, 25°C	Convection Air Flow	26,280 hrs

### Safety Standards / Directives

Medical Safety	IEC60601-1 2 <sup>nd</sup> and 3 <sup>rd</sup> edition CB report TUV EN60601-1: 2006 UL60601-1+CAN/CSA 60601-1: (Ed.3.2005)
ITE Safety	IEC60950-1 CB report TUV60950-1 UL60950-1+CAN/CSA60950-1 GB4943.1-2011, GB9254-2008, GB17625.1-2003
CE	MDD Directive 93/42/EEC
Environmental	RoHS Directive 2011/65/EU Compliant
Galvanic Isolation	Input to/Output (2XMOPP) 4000 Vac Input to/Ground (1XMOPP) 1500 Vac <sup>1)</sup> Output to/Ground (1XMOPP) 1500 Vac (Type BF application rated)

1) PSU can support PoE applications with Primary to FG 2500Vac test.

# Medical AC-DC Open Frame Power Supply

## 24V 300W with 5V/0.5A Standby / MDS-300A series

### EMC

EMC / Emissions		Class I model: EN55011/EN55022,FCC Title 47:Class B
Harmonic Current Emissions	IEC61000-3-2	Meet Class D limit
Immunity to		
Voltage Flicker	IEC61000-3-3	
Electrostatic Discharge	IEC61000-4-2	Level 4 Criteria A <sup>1)</sup> Air Discharge: 15kV Contact Discharge: 8kV
Radiated Field	IEC61000-4-3	Level 3 Criteria A <sup>1)</sup> 80MHz-1000MHz, 10V/m AM modulation
	IEC60601-1-2	Criteria A <sup>1)</sup> 80MHz-2700MHz, 10V/m AM modulation 385MHz-5785MHz, 28V/m Pulse mode and other modulation
Electrical Fast Transient / Burst	IEC61000-4-4	Level 3 Criteria A <sup>1)</sup> : 2kV
Surge	IEC61000-4-5	Level 3 Criteria A <sup>1)</sup> Common Mode <sup>3)</sup> : 2kV Differential Mode <sup>4)</sup> : 1kV
Conducted	IEC61000-4-6	Level 2 Criteria A <sup>1)</sup> 150kHz-80MHz, 3Vrms, 6Vrms at ISM bands and Amateur radio bands
Power Frequency Magnetic Fields	IEC61000-4-8	Criteria A <sup>1)</sup> Magnetic field strength 30A/m
Voltage Dips	IEC61000-4-11	Criteria B <sup>2)</sup> 30% 500ms Criteria A <sup>1)</sup> 100% 10ms at step: 45 degree Criteria B <sup>2)</sup> 100% 20ms Criteria B <sup>2)</sup> 100% 5000ms

1) Criteria A: Normal performance within the specification limits

2) Criteria B: Output out of regulation, or shuts down during test. Automatically restored to normal operation after test.

3) Asymmetrical: Common mode (Line to earth)

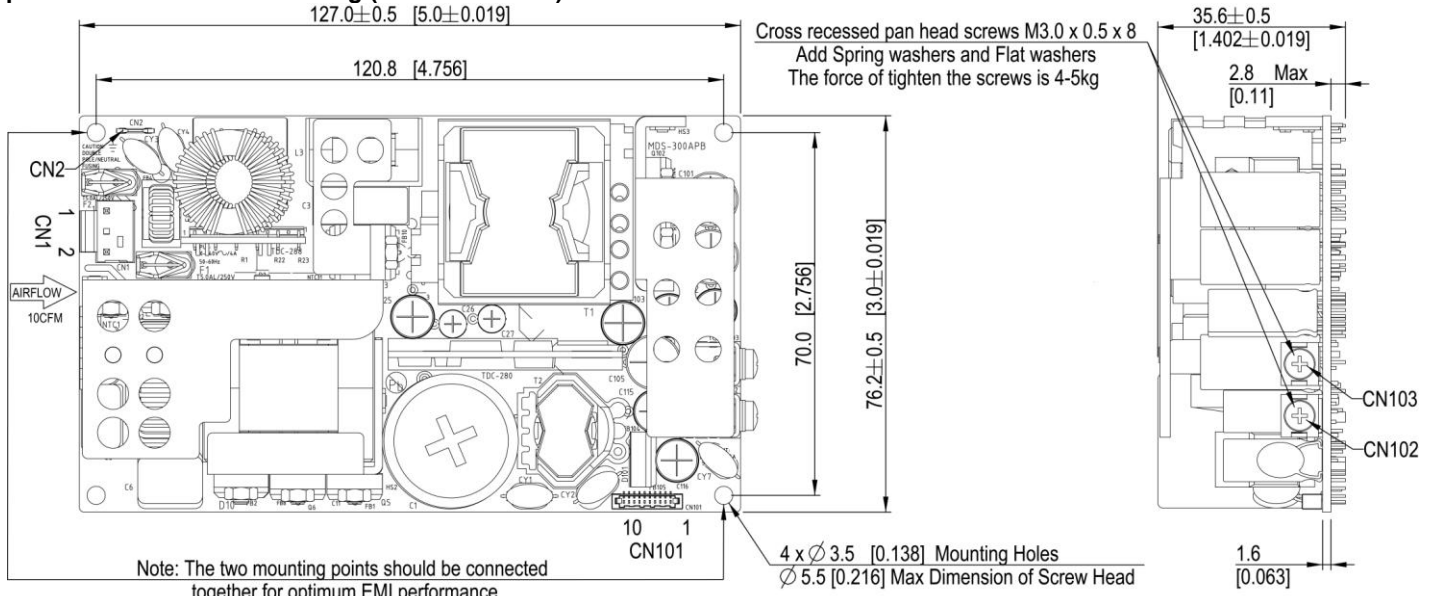
3) Symmetrical: Differential mode (Line to line)

# Medical AC-DC Open Frame Power Supply

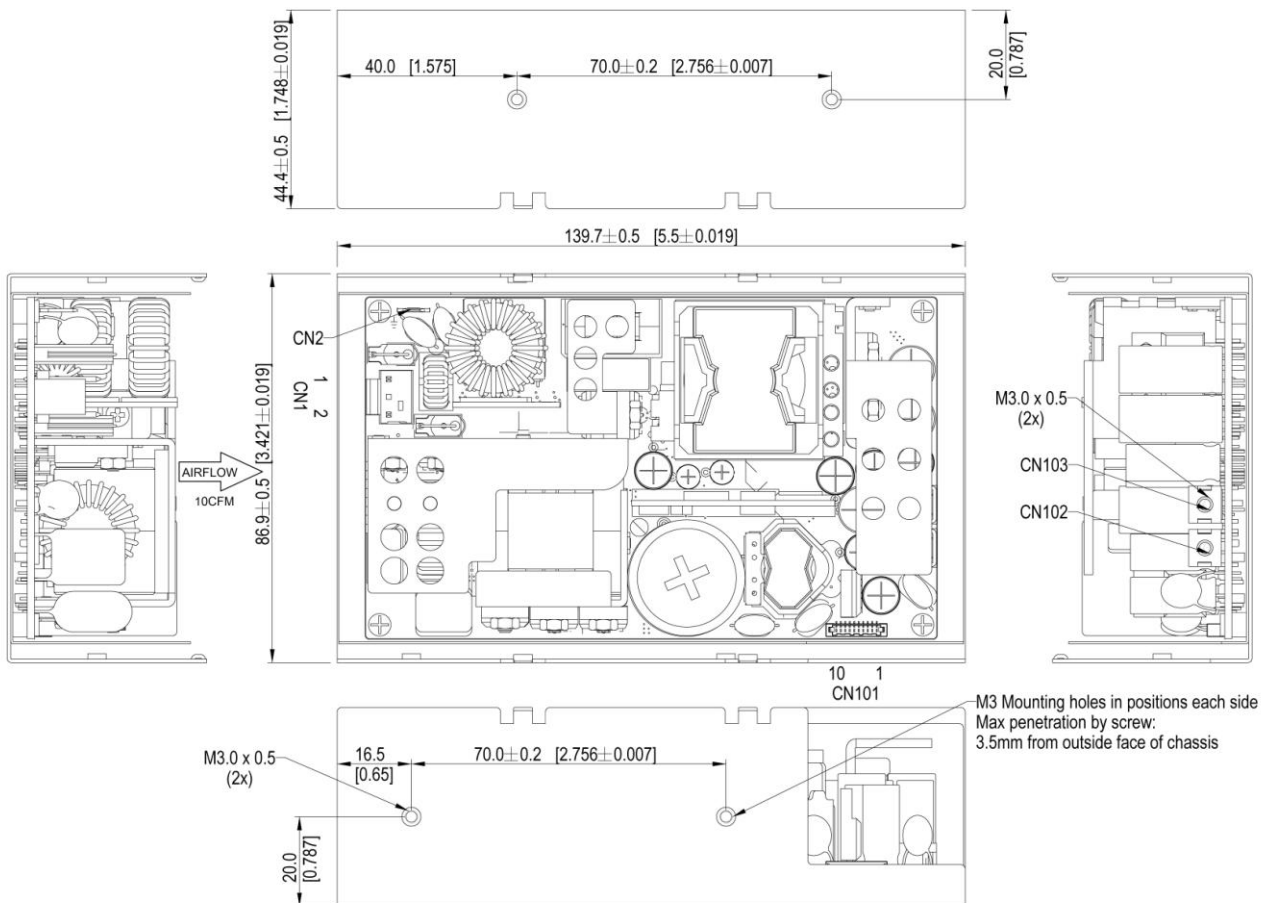
## 24V 300W with 5V/0.5A Standby / MDS-300A series

### Dimensions

#### Open Frame Mechanical drawing (MDS-300APB24)



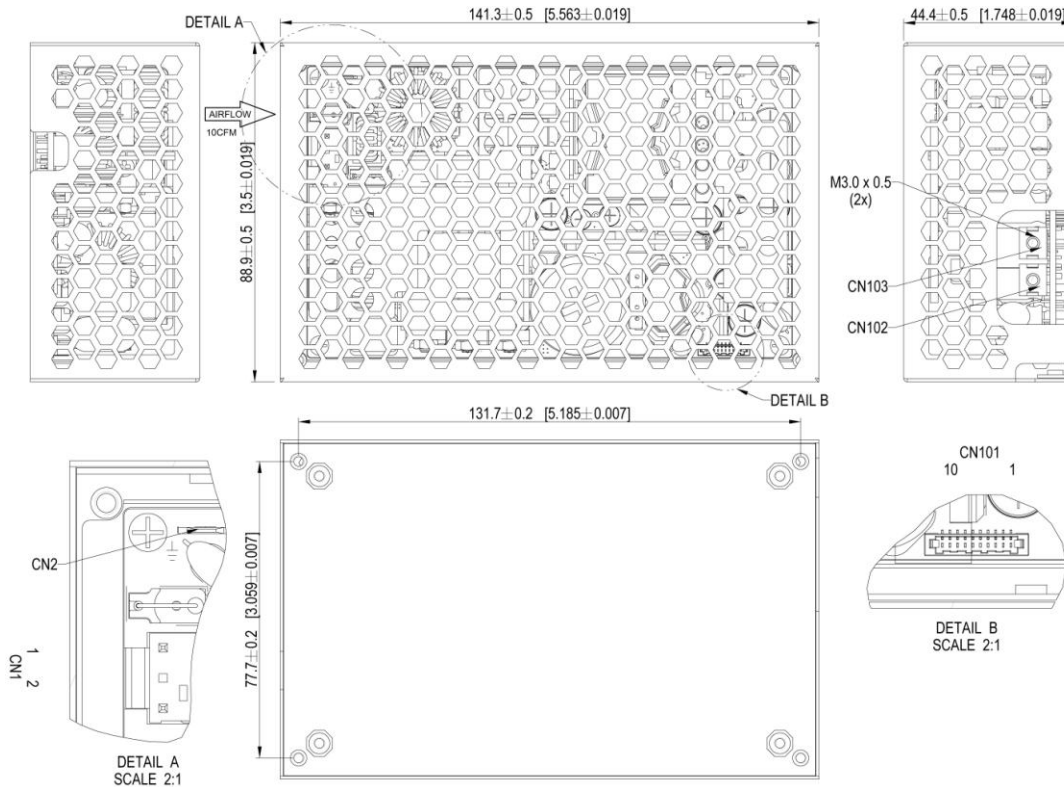
#### U-channel Mechanical drawing (MDS-300ABB24)



#### Covered Enclosure Mechanical drawing (MDS-300ADB24)

# Medical AC-DC Open Frame Power Supply

## 24V 300W with 5V/0.5A Standby / MDS-300A series



### Notes

— Dimensions are in mm(inches)

Input Connector CN1	
Pin 1	Neutral
Pin 2	Line

CN1 mates with Molex housing 26033031 and Molex series 6838 crimp terminals.

CN2 KANGYANG: JP-13T mates with KST: FDFNYD1-187 or other applicable connectors.

Output Connector	
CN102	Vo
CN103	DC RTN

Control and STANDBY connector CN101	
Pin 1	Remote sense +
Pin 2	Remote sense -
Pin 3	Power Good +
Pin 4	Power Good -(DC RTN)
Pin 5	Remote ON_OFF/INHIBIT +
Pin 6	Remote ON_OFF/INHIBIT -(DC RTN)
Pin 7	5V Standby
Pin 8	DC RTN
Pin 9	5V Standby
Pin 10	DC RTN

CN101 mates with Molex housing 1041421000 and Molex series 104539 crimp terminals.

Protective bonding conductor from the end product protective earth terminal can be tied to CN2 for open frame model. CN2 of covered models is connected to the cover by assembly screws already; in this case, system protective earth connection can be connected to the cover or to CN2.



# Medical AC-DC Open Frame Power Supply

## 24V 300W with 5V/0.5A Standby / MDS-300A series

### Functions

#### Start-up Time

The time required for the output voltage to reach 90% of its set value, after the input voltage is applied.

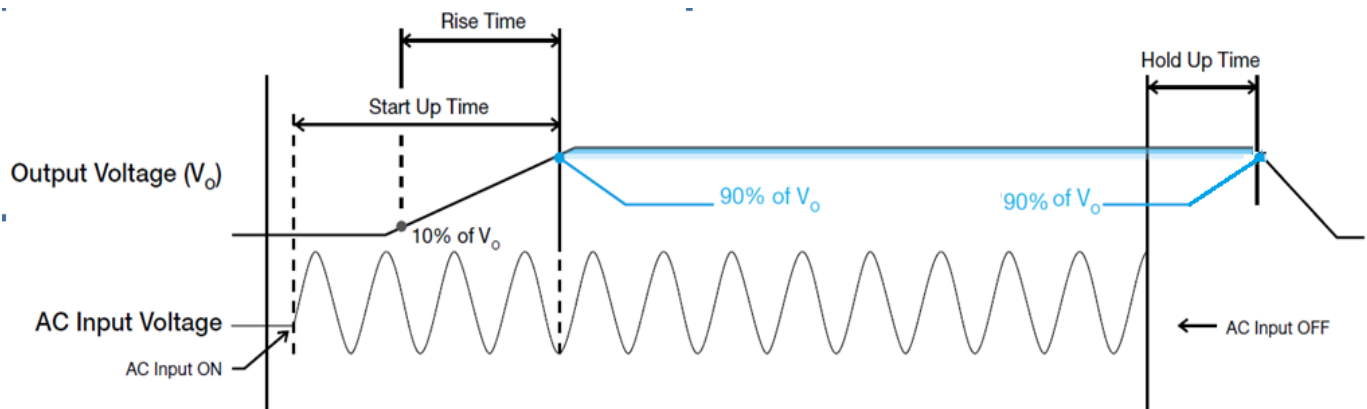
#### Rise Time

The time required for the output voltage to change from 10% to 90% of its set value.

#### Hold-up Time

Hold up time is the time when the AC input collapses and output voltage retains regulation for a certain period of time. The time required for the output to reach 90% of its set value, after the input voltage is removed.

### ■ Graph illustrating the Start-up Time, Rise Time, and Hold-up Time



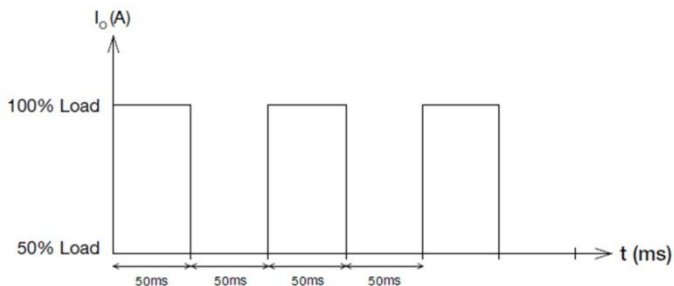
# Medical AC-DC Open Frame Power Supply

## 24V 300W with 5V/0.5A Standby / MDS-300A series

### Dynamic Response

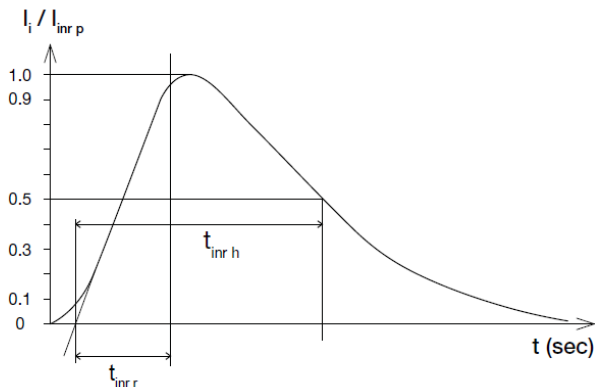
The power supply output voltage will remain within  $\pm 5\%$  of its steady state value, when subjected to a dynamic load 50 to 100% of its rated current.

■ 50 to 100% Load



### Inrush Current

Inrush current is the peak, instantaneous, input current measured; and, occurs when the input voltage is first applied. For AC input voltages, the maximum peak value of inrush current will occur during the first half cycle of the applied AC voltage. This peak value decreases exponentially during subsequent cycles of AC voltage.

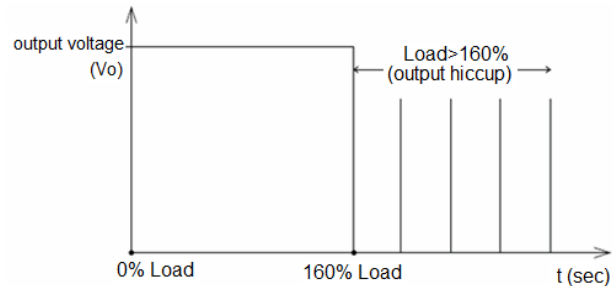


### Overvoltage Protection

The power supply's overvoltage circuit will be activated when its internal feedback circuit fails. The output voltage shall not exceed its specifications defined on Page 4 under "Protections". Power supply will latch off, and require removal/re-application of input AC voltage in order to restart.

### Short Circuit Protection

The power supply's output OLP/OCP function also provides protection against short circuits. When a short circuit is applied, the output current will operate in "Hiccup mode", as shown in the illustration in the OLP/OCP section on this page. The power supply will return to normal operation after the short circuit is removed.



### Overload & Over current Protections

The power supply's Overload (OLP) and Over current (OCP) Protections will be activated before output current under 160% of  $I_o$  (Max load). Upon such occurrence,  $V_o$  will start to drop. Once the power supply has reached its maximum power limit, the protection will be activated and the power supply will go into "Hiccup mode" (Auto-Recovery). The power supply will recover once the fault condition causing the OLP and OCP is removed and  $I_o$  is back within the specified limit.

Additionally, if the load is  $>100\%$ ; but  $<160\%$  for a prolonged period of time (depending on the load), the Over Temperature Protection (OTP) will be activated due to high temperature on critical components. The power supply will then go into latch mode.

### Over Temperature Protection

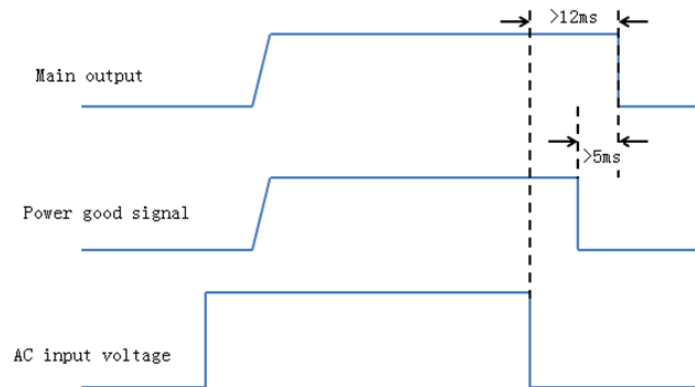
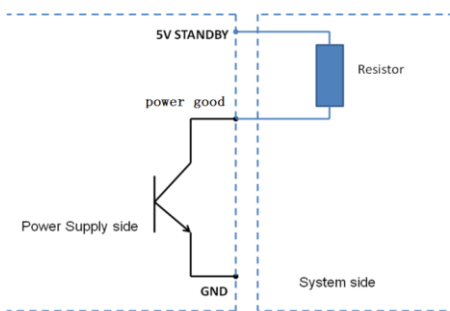
As mentioned above, the power supply also has Over Temperature Protection (OTP). This is activated when the overload condition persists for an extended duration and the output current is below the overload trigger point but  $>100\%$  load. In the event of a higher operating temperature condition at 100% load, the power supply will run into OTP when the surrounding air temperature is higher than the operating temperature. When activated, the output voltage will go into latch mode until the input voltage is removed; then, reapplied, and the surrounding air temperature drops to its normal operating temperature.

# Medical AC-DC Open Frame Power Supply

## 24V 300W with 5V/0.5A Standby / MDS-300A series

### Power Good

Power Good+ pin is an open collector transistor (40V/600mA rating). A resistor (suggested value 10Kohm, 1/8W) can be added between 5V STANDBY pin (or, other available pull-up voltage that is no greater than 30V) and the Power Good+ pin (refer to figure below). Value of pull-up resistor may have to be adjusted, depending on voltage used, and other end-use conditions of the Power Good+ pin connection to the product. When AC input is on, Power Good+ pin will be high. When AC input is off, Power Good+ pin will be low. There will be a minimum of 5 milliseconds (at 240W load) between the time the power good goes to low level, and the time when the output reaches 90% of its rated value.



### Remote On\_Off/Inhibit

Remote ON\_OFF/INHIBIT can be used to enable or disable only the main output. When the main output is disabled, the +5V Standby output will continue to operate. This signal can be pulled down to a low level of 0.3 volts, or shorted to DC-Return, in order for the main output to be enabled; and, floated (no connection to the signal), or pulled up to a value greater than or equal to 3 volts, in order to disable the main output.

### Remote Sense

Remote sense feature can be used to compensate for the extra voltage drop on output wires that are connected from the main output terminals, to the load. With wires connected from the remote sense pins, at the same locations as the wires from the main output, the remote sense function can compensate up to 500mV voltage drop. The power supply will not be damaged if the remote sense pins are shorted, or if a reverse/inverted polarity connection is made to the load.

# Medical AC-DC Open Frame Power Supply

## 24V 300W with 5V/0.5A Standby / MDS-300A series

### Certificate



All Delta Medical Power products conform to the European directive 2011/65/EU. RoHS is the abbreviation for "Restriction of the use of certain hazardous substances"



Delta has been certified as meeting the requirement of ISO 13485: 2003 and EN ISO 13485:2012 for the design and manufacture of switching power supply and adaptor for medical device.



In addition to a UL Total Certification Program (TCP) approved client laboratory for IEC60950 and IEC60065. Delta also has participated UL Client Test Data Program (CDTP) for IEC 60601



Компания «ЭлектроПласт» предлагает заключение долгосрочных отношений при поставках импортных электронных компонентов на взаимовыгодных условиях!

Наши преимущества:

- Оперативные поставки широкого спектра электронных компонентов отечественного и импортного производства напрямую от производителей и с крупнейших мировых складов;
- Поставка более 17-ти миллионов наименований электронных компонентов;
- Поставка сложных, дефицитных, либо снятых с производства позиций;
- Оперативные сроки поставки под заказ (от 5 рабочих дней);
- Экспресс доставка в любую точку России;
- Техническая поддержка проекта, помощь в подборе аналогов, поставка прототипов;
- Система менеджмента качества сертифицирована по Международному стандарту ISO 9001;
- Лицензия ФСБ на осуществление работ с использованием сведений, составляющих государственную тайну;
- Поставка специализированных компонентов (Xilinx, Altera, Analog Devices, Intersil, Interpoint, Microsemi, Aeroflex, Peregrine, Syfer, Eurofarad, Texas Instrument, Miteq, Cobham, E2V, MA-COM, Hittite, Mini-Circuits, General Dynamics и др.);

Помимо этого, одним из направлений компании «ЭлектроПласт» является направление «Источники питания». Мы предлагаем Вам помощь Конструкторского отдела:

- Подбор оптимального решения, техническое обоснование при выборе компонента;
- Подбор аналогов;
- Консультации по применению компонента;
- Поставка образцов и прототипов;
- Техническая поддержка проекта;
- Защита от снятия компонента с производства.



#### Как с нами связаться

**Телефон:** 8 (812) 309 58 32 (многоканальный)

**Факс:** 8 (812) 320-02-42

**Электронная почта:** [org@eplast1.ru](mailto:org@eplast1.ru)

**Адрес:** 198099, г. Санкт-Петербург, ул. Калинина, дом 2, корпус 4, литера А.