

3M™ CF Card Ejector and Latching Retainer

for CompactFlash™ Header, Type II, Long Guides

7E50 Series



- Mounts to 3M's CompactFlash™ Type II, Long Guide, Surface Mount Headers
- Modular "snap on" design and multiple button types for design flexibility
- Can be used with either top or bottom mount (normal or inverse polarization) headers
- Latching retainer is used with normal polarization 3M's Compact Flash™ Type II headers
- Latching Retainer can be also use with 3M™ Connector for CFast™ Card
- Latching Retainer provides enhanced retaining strength to the card and keeps it in place under high vibration environment
- Can be preassembled to connector to reduce handling and assembly time
- Meets CFA standards for known compatibility and reliability
- RoHS Compliant. See the Regulatory Information Appendix (RIA) in the "RoHS Compliance" section of www.3Mconnector.com for compliance information (RIA E1 and C1 apply)

Date Modified: June15, 2010

TS-2154-D
Sheet 1 of 3

Physical

Button

Material: Glass-filled high temperature thermoplastic

Flammability: UL 94V-0

Color: Black

Frame

Material: Stainless steel

Environmental

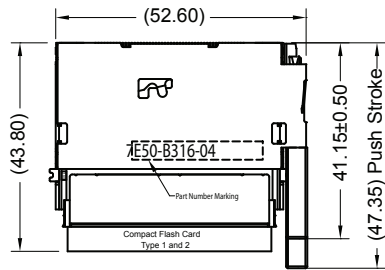
Process Rating: 260°C (per J-STD-020C)

CompactFlash is a registered trademark of Sandisk Corporation.

3M™ CF Card Ejector and Latching Retainer

for CompactFlash™ Header, Type II, Long Guides

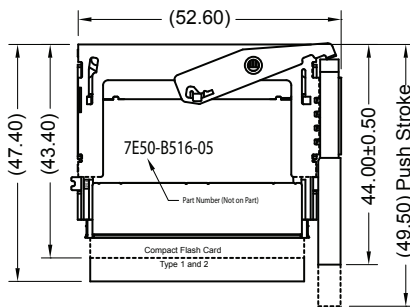
7E50 Series



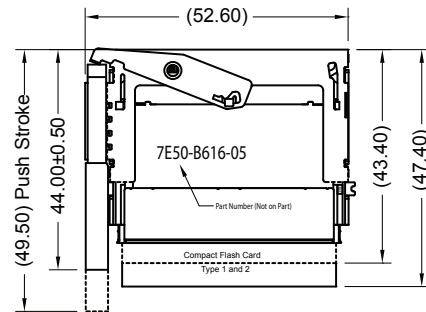
HEADER WITH EJECTOR (RIGHT)



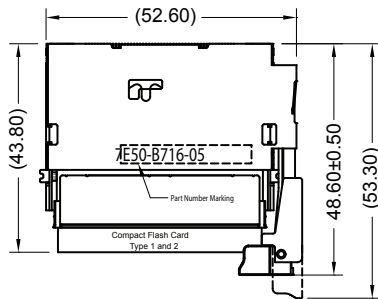
HEADER WITH EJECTOR (LEFT)



HEADER WITH DUAL PUSH EJECTOR (RIGHT)



HEADER WITH DUAL PUSH EJECTOR (LEFT)



HEADER WITH LATCHING EJECTOR (RIGHT)

mm

Tolerance Unless Noted		
	.0	.00
mm	±.30	±.20

Notes:

1. Used in combination with N7E50-M516XX-40 Type II Compact Flash Header. See TS-2083
2. See TS-2083 for board footprint information
3. Can be used with normal or inverse mounting/polarization.

3M™ CF Card Ejector and Latching Retainer

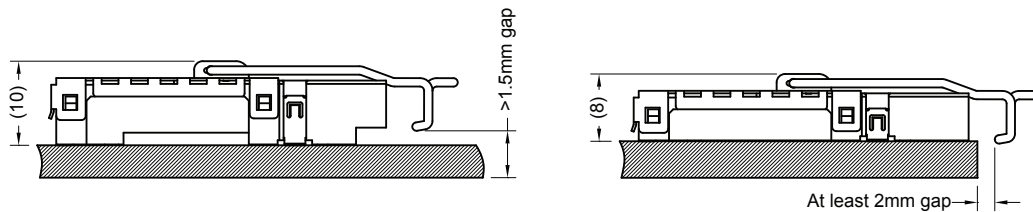
for CompactFlash™ Header, Type II, Long Guides

7E50 Series



LATCHING RETAINER

APPLICATION OF LATCHING RETAINER WITH RESPECT TO CONNECTOR HEIGHTS



NO RESTRICTION FOR STAND-OFF
CONNECTOR POSITION ON PCB

NO STAND-OFF CONNECTOR
POSITIONED ON PCB EDGE

Notes:

- 1. Only used with normal polarization

mm

Tolerance Unless Noted			
	.0	.00	.000
mm	±.25	±.15	±.05

Ordering Information

- Right Hand Eject = 7E50-B316-04 (RIA E1 & C1 apply)
- Left Hand Eject = 7E50-B416-04 (RIA E1 & C1 apply)
- Dual Push Right Eject = 7E50-B516-05 (RIA E1 & C1 apply)
- Dual Push Left Eject = 7E50-B616-05 (RIA E1 & C1 apply)
- Latching Ejector Right = 7E50-B716-05 (RIA E1 & C1 apply)
- Latching Retainer = 7E50-C016-00-HT (RIA E1 & C1 apply)

Packaging option:
HT = Hard Tray

TS-2154-D
Sheet 3 of 3

Important Notice

All statements, technical information, and recommendations related to 3M's products are based on information believed to be reliable, but the accuracy or completeness is not guaranteed. Before using this product, you must evaluate it and determine if it is suitable for your intended application. You assume all risks and liability associated with such use. Any statements related to the product which are not contained in 3M's current publications, or any contrary statements contained on your purchase order shall have no force or effect unless expressly agreed upon, in writing, by an authorized officer of 3M.

Warranty; Limited Remedy; Limited Liability.

This product will be free from defects in material and manufacture for a period of one (1) year from the time of purchase. **3M MAKES NO OTHER WARRANTIES INCLUDING, BUT NOT LIMITED TO, ANY IMPLIED WARRANTY OF MERCHANTABILITY OR FITNESS FOR A PARTICULAR PURPOSE.** If this product is defective within the warranty period stated above, your exclusive remedy shall be, at 3M's option, to replace or repair the 3M product or refund the purchase price of the 3M product. **Except where prohibited by law, 3M will not be liable for any indirect, special, incidental or consequential loss or damage arising from this 3M product, regardless of the legal theory asserted.**

**3M Electronics Solutions Division**

6801 River Place Blvd.
Austin, TX 78726-9000
U.S.A.
1-800-225-5373
www.3Mconnector.com

Please recycle. Printed in USA.
© 3M 2010. All rights reserved.
RIA-2217B-E

3M is a trademark of 3M Company.



Компания «ЭлектроПласт» предлагает заключение долгосрочных отношений при поставках импортных электронных компонентов на взаимовыгодных условиях!

Наши преимущества:

- Оперативные поставки широкого спектра электронных компонентов отечественного и импортного производства напрямую от производителей и с крупнейших мировых складов;
- Поставка более 17-ти миллионов наименований электронных компонентов;
- Поставка сложных, дефицитных, либо снятых с производства позиций;
- Оперативные сроки поставки под заказ (от 5 рабочих дней);
- Экспресс доставка в любую точку России;
- Техническая поддержка проекта, помощь в подборе аналогов, поставка прототипов;
- Система менеджмента качества сертифицирована по Международному стандарту ISO 9001;
- Лицензия ФСБ на осуществление работ с использованием сведений, составляющих государственную тайну;
- Поставка специализированных компонентов (Xilinx, Altera, Analog Devices, Intersil, Interpoint, Microsemi, Aeroflex, Peregrine, Syfer, Eurofarad, Texas Instrument, Miteq, Cobham, E2V, MA-COM, Hittite, Mini-Circuits, General Dynamics и др.);

Помимо этого, одним из направлений компании «ЭлектроПласт» является направление «Источники питания». Мы предлагаем Вам помощь Конструкторского отдела:

- Подбор оптимального решения, техническое обоснование при выборе компонента;
- Подбор аналогов;
- Консультации по применению компонента;
- Поставка образцов и прототипов;
- Техническая поддержка проекта;
- Защита от снятия компонента с производства.



Как с нами связаться

Телефон: 8 (812) 309 58 32 (многоканальный)

Факс: 8 (812) 320-02-42

Электронная почта: org@eplast1.ru

Адрес: 198099, г. Санкт-Петербург, ул. Калинина, дом 2, корпус 4, литера А.