

# 3M™ Shrunk Delta Ribbon (SDR) Cable Assembly

.80 mm High Speed Digital Data Transmission, 26 position

1MF26-L5XX-00C-XXX



- Supports new AIA Industrial Camera Link® Standard for new Mini C/L camera to C/L frame grabber applications
- 11 shielded, twisted twinax pairs with four drain wires
- Double overall shield with inner foil and outer braid
- Rugged ribbon contact type
- Rugged thumbscrew retention
- R/A overmolded MDR backshells eliminate bend radius issues
- See Regulatory Information Appendix (RIA) for chemical compliance information

Date Modified: December 17, 2007

TS-2122-C  
Sheet 1 of 4

---

## Physical

### Connector Contact Plating:

Wiping Area: 30  $\mu$ " [ 0.76  $\mu$ m ] Min Gold

Underplating: 100  $\mu$ " [ 2.55  $\mu$ m ] Nickel

### Shell Options:

Color: Parchment / Beige & Black

Material: Overmolded option: Polyvinyl Chloride (PVC)  
& Acrylonitrile Butadiene Styrene (ABS)

### Cable:

Color: Parchment / Beige

Jacket Material: Polyvinyl Chloride (PVC)

Flammability: AWM VW-1

Marking: 3M logo

---

## Electrical

**Voltage Rating:** 30 V

**Current Rating:** 0.5 A

**Insulation Resistance:**  $1 \times 10^8 \Omega$  min at 100 V<sub>DC</sub>

**Withstanding Voltage:** 125 V<sub>AC RMS</sub> for 1 minute

---

## Environmental

**Temperature Rating:** 0°C to +70°C

Camera Link is a certification mark of Automated Imaging Association.

UL File No.: E86982

# 3M™ Shrunk Delta Ribbon (SDR) Cable Assembly

.80 mm High Speed Digital Data Transmission, 26 position

1MF26-L5XX-00C-XXX



Figure 1  
R/A SDR to Straight MDR Cable Assembly



Figure 2  
R/A SDR Connector  
(-76 Option)



Figure 3  
R/A SDR Connector  
(-77 Option)



Figure 4  
SDR R/A Overmolded Connector

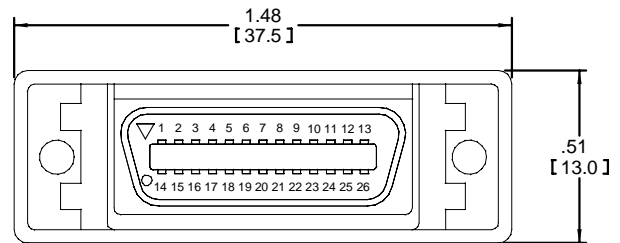


Figure 5  
MDR Straight Connector



Note: 1. For length dimension, refer to the product ordering number.

TS-2122-C  
Sheet 2 of 4

# 3M™ Shrunk Delta Ribbon (SDR) Cable Assembly

.80 mm High Speed Digital Data Transmission, 26 position

1MF26-L5XX-00C-XXX



Figure 6  
R/A MDR To Straight SDR Cable Assembly

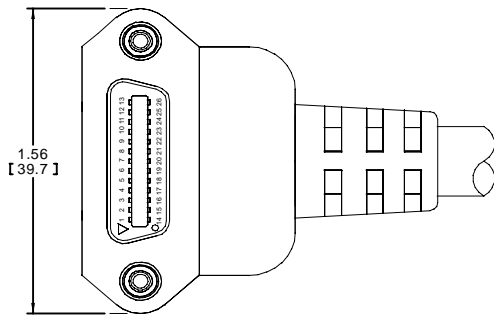


Figure 7  
R/A MDR Connector  
(-86 Option)

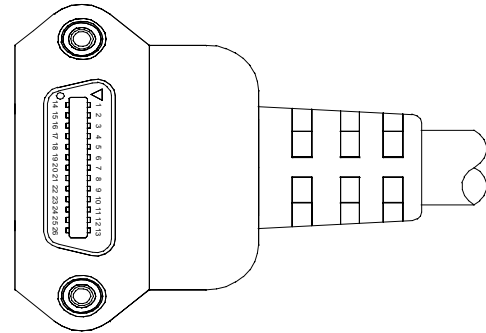


Figure 8  
R/A MDR Connector  
(-87 Option)

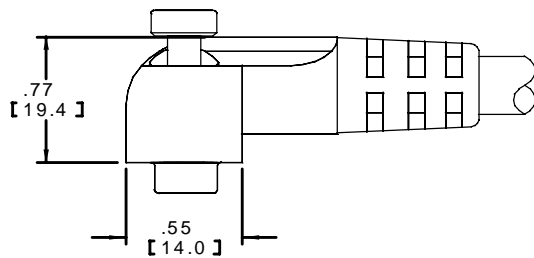


Figure 9  
MDR R/A Connector

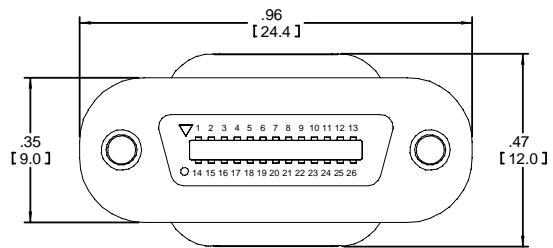


Figure 10  
SDR Straight Connector

Note: 1. For length dimension, refer to the product ordering number.



TS-2122-C  
Sheet 3 of 4

# 3M™ Shrunk Delta Ribbon (SDR) Cable Assembly

.80 mm High Speed Digital Data Transmission, 26 position

1MF26-L5XX-00C-XXX

CN-1 Conn. Pos.	Base Configuration					CN-2 Conn. Pos.
	Full / Medium configuration					
			Cable			
2	XO-	YO-	TWINAX 1	YO-	XO-	25
15	XO+	YO+		YO+	XO+	12
3	X1-	Y1-	TWINAX 2	Y1-	X1-	24
16	X1+	Y1+		Y1+	X1+	11
4	X2-	Y2-	TWINAX 3	Y2-	X2-	23
17	X2+	Y2+		Y2+	X2+	10
5	XC-	Yclk-	TWINAX 4	Yclk-	XC-	22
18	XC+	Yclk+		Yclk+	XC+	9
6	X3-	Y3-	TWINAX 5	Y3-	X3-	21
19	X3+	Y3+		Y3+	X3+	8
7	Ser TC+	100 ohm	TWINAX 6	100 ohm	Ser TC+	20
20	Ser TC-	Terminated		Terminated	Ser TC-	7
8	Ser TFG-	ZO-	TWINAX 7	ZO-	Ser TFG-	19
21	Ser TFG+	ZO+		ZO+	Ser TFG+	6
9	CC1-	Z1-	TWINAX 8	Z1-	CC1-	18
22	CC1+	Z1+		Z1+	CC1+	5
10	CC2+	Z2-	TWINAX 9	Z2-	CC2+	17
23	CC2-	Z2+		Z2+	CC2-	4
11	CC3-	Zclk-	TWINAX 10	Zclk-	CC3-	16
24	CC3+	Zclk+		Zclk+	CC3+	3
12	CC4+	Z3-	TWINAX 11	Z3-	CC4+	15
25	CC4-	Z3+		Z3+	CC4-	2
1	INNER SHIELD	INNER SHIELD	DRAIN WIRE	INNER SHIELD	INNER SHIELD	1
14	INNER SHIELD	INNER SHIELD		INNER SHIELD	INNER SHIELD	14
13	INNER SHIELD	INNER SHIELD		INNER SHIELD	INNER SHIELD	13
26	INNER SHIELD	INNER SHIELD		INNER SHIELD	INNER SHIELD	26
Shell	BRAID SHIELD					Shell

Table 1  
Cable Assembly Wiring Diagram

## Ordering Information

**1MF26-L5XX-00C-XXX** (RIA E1 & C1 apply)

76 = Straight discrete MDR backshell to a R/A (cable dresses down) overmolded SDR.  
 77 = Straight discrete MDR backshell to a R/A (cable dresses up) overmolded SDR.  
 86 = R/A (cable dresses down) overmolded MDR to a straight overmolded SDR.  
 87 = R/A (cable dresses up) overmolded MDR to a straight overmolded SDR.

Length =:  
 100 = 1m  
 200 = 2m  
 500 = 5m  
 A00 = 10m  
 Refer to length dimension in figures 1 & 3  
 Reference notes 1 & 2 for cable length tolerance

Notes:

- For a cable length of less than 2m, the length tolerance is +50mm / -0mm
- For a cable length of 2m or more, the length tolerance is +3% / -0% of cable length

TS-2122-C  
Sheet 4 of 4

# Regulatory Information Appendix

## 3M Electronic Solutions Division/Interconnect

### EUROPE

#### Appendix E1: European Union RoHS

Directive 2002/95/EC, Restriction of the Use of Certain Hazardous Substances in Electrical & Electronic Equipment, as amended by EU Commission Decision 2005/618/EC.

**This product is RoHS Compliant 2005/95/EC.**

“RoHS Compliant 2005/95/EC” means that the product or part (“Product”) does not contain any of the substances in excess of the maximum concentration values in EU Directive 2002/95/EC, as amended by Commission Decision 2005/618/EC, unless the substance is in an application that is exempt under EU RoHS. Unless otherwise stated by 3M in writing, this information represents 3M’s best knowledge and belief based upon information provided by third party suppliers to 3M.

In the event any product is proven not to conform with 3M’s Regulatory Information Appendix, then 3M’s entire liability and Buyer’s exclusive remedy will be in accordance with the Warranty stated below.

#### Appendix E2: European Union RoHS

Directive 2002/95/EC, Restriction of the Use of Certain Hazardous Substances in Electrical & Electronic Equipment, as amended by EU Commission Decision 2005/618/EC.

**This product contains lead in the compliant pin area in excess of the maximum concentration value allowed but is compliant by exemption under EU Commission Decision 2005/747/EC.**

“RoHS Compliant 2005/95/EC” means that the product or part (“Product”) does not contain any of the substances in excess of the maximum concentration values in EU Directive 2002/95/EC, as amended by Commission Decision 2005/618/EC, unless the substance is in an application that is exempt under EU RoHS. Unless otherwise stated by 3M in writing, this information represents 3M’s best knowledge and belief based upon information provided by third party suppliers to 3M.

In the event any product is proven not to conform with 3M’s Regulatory Information Appendix, then 3M’s entire liability and Buyer’s exclusive remedy will be in accordance with the Warranty stated below.

#### Appendix E3: European Union RoHS

Directive 2002/95/EC, Restriction of the Use of Certain Hazardous Substances in Electrical & Electronic Equipment as amended by Commission Decision 2005/618/EC.

**This product contains lead in the solder tail area in excess of the maximum concentration value allowed.**

Unless otherwise stated by 3M in writing, this information represents 3M’s best knowledge and belief based upon information provided by third party suppliers to 3M.

In the event any product is proven not to conform with 3M’s Regulatory Information Appendix, then 3M’s entire liability and Buyer’s exclusive remedy will be in accordance with the Warranty stated below.

#### Appendix E4: European Union RoHS

Directive 2002/95/EC, Restriction of the Use of Certain Hazardous Substances in Electrical & Electronic Equipment, as amended by EU Commission Decision 2005/618/EC.

**This product contains decaBDE in the insulating material in excess of the maximum concentration value allowed but is compliant by exemption under EU Commission Decision 2005/717/EC.**

“RoHS Compliant 2005/95/EC” means that the product or part (“Product”) does not contain any of the substances in excess of the maximum concentration values in EU Directive 2002/95/EC, as amended by Commission Decision 2005/618/EC, unless the substance is in an application that is exempt under EU RoHS. Unless otherwise stated by 3M in writing, this information represents 3M’s best knowledge and belief based upon information provided by third party suppliers to 3M.

In the event any product is proven not to conform with 3M’s Regulatory Information Appendix, then 3M’s entire liability and Buyer’s exclusive remedy will be in accordance with the Warranty stated below.

## Appendix E5: European Union RoHS

Directive 2002/95/EC, Restriction of the Use of Certain Hazardous Substances in Electrical and Electronic Equipment, as amended by EU Commission Decision 2005/618/EC.

**This product contains lead in excess of the maximum concentration value allowed but is compliant by exemption under Item 6 of the Annex to the Directive.**

“RoHS Compliant 2005/95/EC” means that the product or part (“Product”) does not contain any of the substances in excess of the maximum concentration values in EU Directive 2002/95/EC, as amended by Commission Decision 2005/618/EC, unless the substance is in an application that is exempt under EU RoHS. Unless otherwise stated by 3M in writing, this information represents 3M’s best knowledge and belief based upon information provided by third party suppliers to 3M.

In the event any product is proven not to conform with 3M’s Regulatory Information Appendix, then 3M’s entire liability and Buyer’s exclusive remedy will be in accordance with the Warranty stated below.

## CHINA

### Appendix C1: China RoHS



Electronic Industry Standard of the People’s Republic of China, SJ/T11363-2006, Requirements for Concentration Limits for Certain Hazardous Substances in Electronic Information Products.

This symbol, per Marking for the Control of Pollution Caused by Electronic Information Products, SJ/T11364-2006, means that the product or part **does not** contain any of the following substances in excess of the following maximum concentration values in any homogeneous material: (a) 0.1% (by weight) for lead, mercury, hexavalent chromium, polybrominated biphenyls or polybrominated diphenyl ethers; or (b) 0.01% (by weight) for cadmium. Unless otherwise stated by 3M in writing, this information represents 3M’s best knowledge and belief based upon information provided by third party suppliers to 3M.

In the event any product is proven not to conform with 3M’s Regulatory Information Appendix, then 3M’s entire liability and Buyer’s exclusive remedy will be in accordance with the Warranty stated below.

### Appendix C2: China RoHS



Electronic Industry Standard of the People’s Republic of China, SJ/T11363-2006, Requirements for Concentration Limits for Certain Hazardous Substances in Electronic Information Products.

This symbol, per Marking for the Control of Pollution Caused by Electronic Information Products, SJ/T11364-2006, means that the product or part **does** contain a substance, as detailed in the chart below, in excess of the following maximum concentration values in any homogeneous material: (a) 0.1% (by weight) for lead, mercury, hexavalent chromium, polybrominated biphenyls or polybrominated diphenyl ethers; or (b) 0.01% (by weight) for cadmium. Unless otherwise stated by 3M in writing, this information represents 3M’s best knowledge and belief based upon information provided by third party suppliers to 3M.

The numerical reference in the symbol above should not be construed as a representation regarding the product’s life or an extension of a product warranty. The product warranty is stated below. In the event any product is proven not to conform with 3M’s Regulatory Information Appendix, then 3M’s entire liability and Buyer’s exclusive remedy will be in accordance with the product Warranty stated below.

产品中有毒有害物质或元素的名称及含量 Name and Content of Hazardous Substances or Elements

部件名称 (Part or Component Name)	有毒有害物质或元素 (Hazardous Substances or Elements)					
	铅(Pb)	汞(Hg)	镉(Cd)	六价铬(Cr(VI))	多溴联苯(PBB)	多溴二苯醚(PBDE)
端子镀层(contact plating)	×	○	○	○	○	○
○: 表示该有毒有害物质在该部件所有均质材料中的含量均在SJ/T11363-2006 标准规定的限量要求以下。(Indicates that this hazardous substance contained in all of the homogeneous materials for this part is below the limit requirement in SJ/T11363-2006.) ×: 表示该有毒有害物质至少在该部件的某一均质材料中的含量超出SJ/T11363-2006 标准规定的限量要求。(Indicates that this hazardous substance contained in at least one of the homogeneous materials used for this part is above the limit requirement in SJ/T11363-2006.)						

# Appendix C3: China RoHS

Electronic Industry Standard of the People's Republic of China, SJ/T11363-2006, Requirements for Concentration Limits for Certain Hazardous Substances in Electronic Information Products.

This symbol, per Marking for the Control of Pollution Caused by Electronic Information Products, SJ/T11364-2006, means that the product or part **does** contain a substance, as detailed in the chart below, in excess of the following maximum concentration values in any homogeneous material: (a) 0.1% (by weight) for lead, mercury, hexavalent chromium, polybrominated biphenyls or polybrominated diphenyl ethers; or (b) 0.01% (by weight) for cadmium. Unless otherwise stated by 3M in writing, this information represents 3M's best knowledge and belief based upon information provided by third party suppliers to 3M.

The numerical reference in the symbol above should not be construed as a representation regarding the product's life or an extension of a product warranty. The product warranty is stated below. In the event any product is proven not to conform with 3M's Regulatory Information Appendix, then 3M's entire liability and Buyer's exclusive remedy will be in accordance with the product Warranty stated below.

产品中有毒有害物质或元素的名称及含量 Name and Content of Hazardous Substances or Elements

部件名称 (Part or Component Name)	有毒有害物质或元素 (Hazardous Substances or Elements)					
	铅(Pb)	汞(Hg)	镉(Cd)	六价铬(Cr(VI))	多溴联苯(PBB)	多溴二苯醚(PBDE)
合金(Metal alloy)	×	○	○	○	○	○
<p>○：表示该有毒有害物质在该部件所有均质材料中的含量均在SJ/T11363-2006 标准规定的限量要求以下。(Indicates that this hazardous substance contained in all of the homogeneous materials for this part is below the limit requirement in SJ/T11363-2006.)</p> <p>×：表示该有毒有害物质至少在该部件的某一均质材料中的含量超出SJ/T11363-2006 标准规定的限量要求。(Indicates that this hazardous substance contained in at least one of the homogeneous materials used for this part is above the limit requirement in SJ/T11363-2006.)</p>						

### Important Notice

All statements, technical information, and recommendations related to 3M's products are based on information believed to be reliable, but the accuracy or completeness is not guaranteed. Before using this product, you must evaluate it and determine if it is suitable for your intended application. You assume all risks and liability associated with such use. Any statements related to the product which are not contained in 3M's current publications, or any contrary statements contained on your purchase order shall have no force or effect unless expressly agreed upon, in writing, by an authorized officer of 3M.

### Warranty; Limited Remedy; Limited Liability.

This product will be free from defects in material and manufacture for a period of one (1) year from the time of purchase. **3M MAKES NO OTHER WARRANTIES INCLUDING, BUT NOT LIMITED TO, ANY IMPLIED WARRANTY OF MERCHANTABILITY OR FITNESS FOR A PARTICULAR PURPOSE.** If this product is defective within the warranty period stated above, your exclusive remedy shall be, at 3M's option, to replace or repair the 3M product or refund the purchase price of the 3M product. **Except where prohibited by law, 3M will not be liable for any indirect, special, incidental or consequential loss or damage arising from this 3M product, regardless of the legal theory asserted.**



**3M Electronics**  
**Interconnect Products**  
 6801 River Place Blvd.  
 Austin, TX 78726-9000  
 U.S.A.  
 1-800-225-5373  
[www.3m.com/interconnects](http://www.3m.com/interconnects)

Please recycle. Printed in USA.  
 © 3M 2007. All rights reserved.  
 RIA-2217B-c

3M is a trademark of 3M Company.



Компания «ЭлектроПласт» предлагает заключение долгосрочных отношений при поставках импортных электронных компонентов на взаимовыгодных условиях!

Наши преимущества:

- Оперативные поставки широкого спектра электронных компонентов отечественного и импортного производства напрямую от производителей и с крупнейших мировых складов;
- Поставка более 17-ти миллионов наименований электронных компонентов;
- Поставка сложных, дефицитных, либо снятых с производства позиций;
- Оперативные сроки поставки под заказ (от 5 рабочих дней);
- Экспресс доставка в любую точку России;
- Техническая поддержка проекта, помощь в подборе аналогов, поставка прототипов;
- Система менеджмента качества сертифицирована по Международному стандарту ISO 9001;
- Лицензия ФСБ на осуществление работ с использованием сведений, составляющих государственную тайну;
- Поставка специализированных компонентов (Xilinx, Altera, Analog Devices, Intersil, Interpoint, Microsemi, Aeroflex, Peregrine, Syfer, Eurofarad, Texas Instrument, Miteq, Cobham, E2V, MA-COM, Hittite, Mini-Circuits, General Dynamics и др.);

Помимо этого, одним из направлений компании «ЭлектроПласт» является направление «Источники питания». Мы предлагаем Вам помощь Конструкторского отдела:

- Подбор оптимального решения, техническое обоснование при выборе компонента;
- Подбор аналогов;
- Консультации по применению компонента;
- Поставка образцов и прототипов;
- Техническая поддержка проекта;
- Защита от снятия компонента с производства.



#### Как с нами связаться

**Телефон:** 8 (812) 309 58 32 (многоканальный)

**Факс:** 8 (812) 320-02-42

**Электронная почта:** [org@eplast1.ru](mailto:org@eplast1.ru)

**Адрес:** 198099, г. Санкт-Петербург, ул. Калинина, дом 2, корпус 4, литера А.