PRODUCT NUMBER
88923-XYY
88923-XYYLF

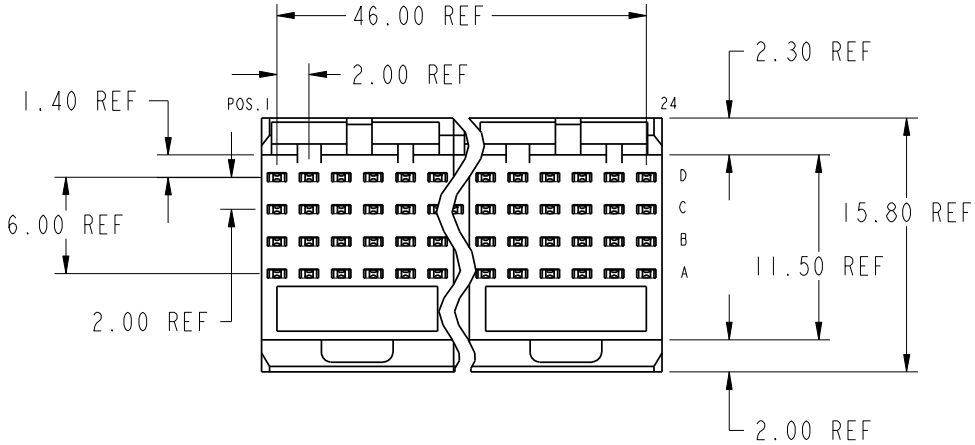

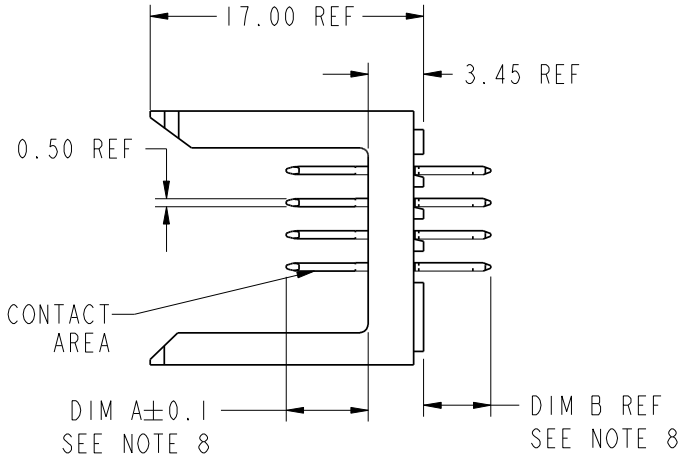

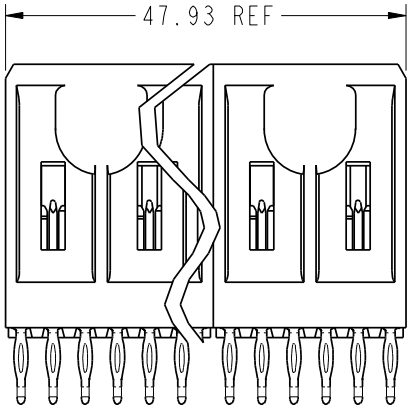

rev	ecn no	dr	date
BB	V06-0569	DCH	2006-06-13
BC	V07-0240	HTB	2007-03-20
BD	DG10-0392	TER	2010-11-12
-	-	-	-
AX	V05-0662	DAI	2005-07-14
AY	V05-0858	DAI	2005-09-08
BA	V05-1030	LP	2005-11-21

www.fciconnect.com

surface ISO 1302 ✓ | tolerance std ISO 406 ISO 1101 | projection | mm

TOLERANCES UNLESS OTHERWISE SPECIFIED

Dr	T.BRUNGARD	11/19/99	ANGULAR	LINEAR	0.X	±0.3	size A4
Eng	M.STRAWSER	11/19/99			0.XX	±0.13	Scale 21:10
Chr	M.STRAWSER	11/19/99	0°	±2°	0.XXX	±0.051	ECN
Appr	M.STRAWSER	02/29/00	Product family		METRAL		Spec ref *

title: **METRAL SIGNAL HEADER**
4 MOD, 4 ROW PRESS-FIT

dwg no: **88923** Rev. **BD**

catalog no *

CUSTOMER sheet 1 of 9

Copyright FCI.

REV F - 2006-04-17

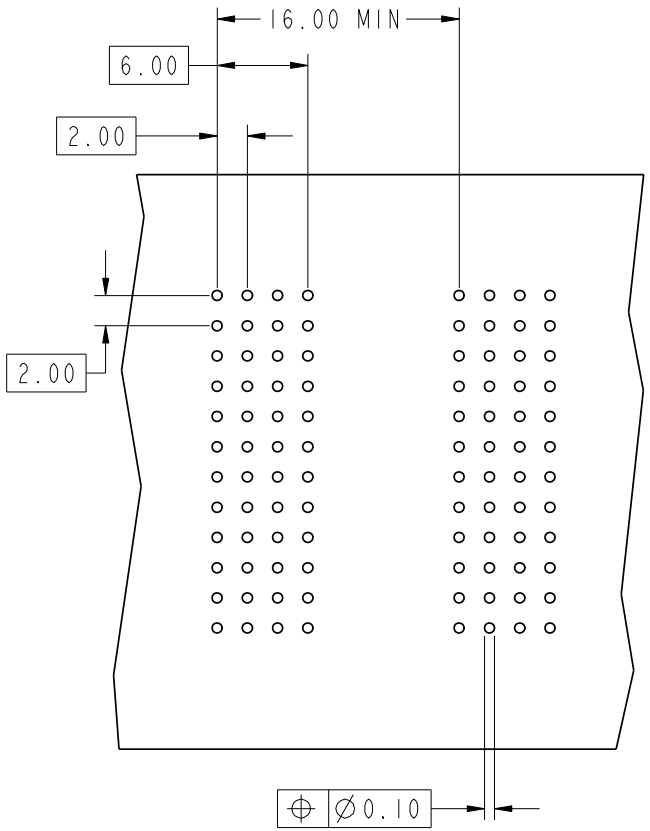

REQUIRED PC BOARD LAYOUT
COMPONENT SIDE
SEE PRINT 58351 FOR
ADDITIONAL PCB INFORMATION

KEY		
CODE	DIMENSIONS	
	DIM "A" MATE	DIM "B" TAIL
1	5.00	4.30
2	5.75	4.30
3	6.50	4.30
4	7.25	4.30
5	5.00	13.60
6	5.75	13.60
7	6.50	13.60
8	7.25	13.60
13	8.25	4.30
14	8.25	13.60
19	8.00	4.30
20	8.00	13.60
25	5.75	15.60
59	5.00	11.80
60	5.75	11.80
61	6.50	11.80

www.fciconnect.com			surface ISO 1302		tolerance std ISO 406 ISO 1101		projection	mm
			TOLERANCES UNLESS OTHERWISE SPECIFIED					
Dr	T.BRUNGARD	11/19/99	ANGULAR	LINEAR	0.X	±0.3	size A4	Scale 11:10
Eng	M.STRAWSER	11/19/99			0.XX	±0.13		
Chr	M.STRAWSER	11/19/99	0° ±2°		0.XXX	±0.051	ECN	
Appr	M.STRAWSER	02/29/00	Product family		METRAL		Spec ref	*
title	METRAL SIGNAL HEADER 4 MOD, 4 ROW PRESS-FIT				dwg no	88923		Rev. BD
catalog no	*				CUSTOMER		sheet 2 of 9	

Copyright FCI.

REV F - 2006-04-17

METRAL P/N	ROW	CONTACT CODE MOD. 1						MOD. 2						MOD. 3						MOD. 4					
		1	2	3	4	5	6	7	8	9	10	11	12	13	14	15	16	17	18	19	20	21	22	23	24
88923-X01	D	-	2	-	2	-	2	-	2	-	2	-	2	-	2	-	2	-	2	-	2	-	2	-	2
SEE NOTE 11 LEAD FREE OPTION	C	-	2	-	2	-	2	-	2	-	2	-	2	-	2	-	2	-	2	-	2	-	2	-	2
	B	-	2	-	2	-	2	-	2	-	2	-	2	-	2	-	2	-	2	-	2	-	2	-	2
	A	-	2	-	2	-	2	-	2	-	2	-	2	-	2	-	2	-	2	-	2	-	2	-	2

METRAL P/N	ROW	CONTACT CODE MOD. 1						MOD. 2						MOD. 3						MOD. 4					
		1	2	3	4	5	6	7	8	9	10	11	12	13	14	15	16	17	18	19	20	21	22	23	24
88923-X02	D	-	6	-	6	-	6	-	6	-	6	-	6	-	6	-	6	-	6	-	6	-	6	-	6
SEE NOTE 11 LEAD FREE OPTION	C	-	6	-	6	-	6	-	6	-	6	-	6	-	6	-	6	-	6	-	6	-	6	-	6
	B	-	6	-	6	-	6	-	6	-	6	-	6	-	6	-	6	-	6	-	6	-	6	-	6
	A	-	6	-	6	-	6	-	6	-	6	-	6	-	6	-	6	-	6	-	6	-	6	-	6

METRAL P/N	ROW	CONTACT CODE MOD. 1						MOD. 2						MOD. 3						MOD. 4					
		1	2	3	4	5	6	7	8	9	10	11	12	13	14	15	16	17	18	19	20	21	22	23	24
88923-X03	D	1	1	1	1	1	1	-	-	-	-	-	-	-	-	-	-	-	-	1	1	1	1	1	1
SEE NOTE 11 LEAD FREE OPTION	C	1	1	1	1	1	1	-	-	-	-	-	-	-	-	-	-	-	1	1	1	1	1	1	1
	B	1	1	1	1	1	1	-	-	-	-	-	-	1	-	-	-	-	-	1	1	1	1	1	1
	A	1	1	1	1	1	1	-	-	-	-	-	-	1	-	-	-	-	-	1	1	1	1	1	1

METRAL P/N	ROW	CONTACT CODE MOD. 1						MOD. 2						MOD. 3						MOD. 4					
		1	2	3	4	5	6	7	8	9	10	11	12	13	14	15	16	17	18	19	20	21	22	23	24
88923-X04	D	3	1	1	3	3	1	1	1	1	1	1	1	1	1	1	1	1	1	1	1	1	1	1	3
SEE NOTE 11 LEAD FREE OPTION	C	3	1	1	3	3	1	1	1	1	1	1	1	1	1	1	1	1	1	1	1	1	1	1	3
	B	3	1	1	3	3	1	1	1	1	1	1	1	1	1	1	1	1	1	1	1	1	1	1	3
	A	3	1	1	3	3	1	1	1	1	1	1	1	1	1	1	1	1	1	1	1	1	1	1	3

METRAL P/N	ROW	CONTACT CODE MOD. 1						MOD. 2						MOD. 3						MOD. 4					
		1	2	3	4	5	6	7	8	9	10	11	12	13	14	15	16	17	18	19	20	21	22	23	24
88923-X05	D	20	20	20	20	20	20	5	5	5	5	5	5	5	5	5	5	5	5	5	5	5	5	5	5
SEE NOTE 11 LEAD FREE OPTION	C	20	20	20	20	20	20	5	5	5	5	5	5	5	5	5	5	5	5	5	5	5	5	5	5
	B	20	20	20	20	20	20	5	5	5	5	5	5	5	5	5	5	5	5	5	5	5	5	5	5
	A	20	20	20	20	20	20	5	5	5	5	5	5	5	5	5	5	5	5	5	5	5	5	5	5

METRAL P/N	ROW	CONTACT CODE MOD. 1						MOD. 2						MOD. 3						MOD. 4					
		1	2	3	4	5	6	7	8	9	10	11	12	13	14	15	16	17	18	19	20	21	22	23	24
88923-X06	D	2	2	2	2	2	2	2	2	2	2	2	2	2	2	2	2	2	2	2	2	2	2	2	2
SEE NOTE 11 LEAD FREE OPTION	C	2	2	2	2	2	2	2	2	2	2	2	2	2	2	2	2	2	2	2	2	2	2	2	2
	B	2	2	2	2	2	2	2	2	2	2	2	2	2	2	2	2	2	2	2	2	2	2	2	2
	A	2	2	2	2	2	2	1	1	1	1	1	1	2	2	2	2	2	2	4	4	4	4	4	4

METRAL P/N	ROW	CONTACT CODE MOD. 1						MOD. 2						MOD. 3						MOD. 4					
		1	2	3	4	5	6	7	8	9	10	11	12	13	14	15	16	17	18	19	20	21	22	23	24
88923-X07	D	25	25	25	25	25	25	25	25	25	25	25	25	25	25	25	25	25	25	25	25	25	25	25	25
SEE NOTE 11 LEAD FREE OPTION	C	25	25	25	25	25	25	25	25	25	25	25	25	25	25	25	25	25	25	25	25	25	25	25	25
	B	25	25	25	25	25	25	25	25	25	25	25	25	25	25	25	25	25	25	25	25	25	25	25	25
	A	25	25	25	25	25	25	25	25	25	25	25	25	25	25	25	25	25	25	25	25	25	25	25	25

METRAL P/N	ROW	CONTACT CODE MOD. 1						MOD. 2						MOD. 3						MOD. 4					
		1	2	3	4	5	6	7	8	9	10	11	12	13	14	15	16	17	18	19	20	21	22	23	24
88923-X08	D	2	2	2	2	2	2	2	2	2	2	2	2	2	2	2	2	2	2	2	2	2	2	2	2
SEE NOTE 11 LEAD FREE OPTION	C	2	2	2	2	2	2	2	2	2	2	2	2	2	2	2	2	2	2	2	2	2	2	2	2
	B	2	2	2	1	2	2	2	2	2	2	2	2	2	2	2	2	2	2	2	2	2	2	2	2
	A	2	2	2	2	2	2	2	2	2	2	2	2	2	2	2	2	2	2	2	2	2	2	2	2

METRAL P/N	ROW	CONTACT CODE MOD. 1						MOD. 2						MOD. 3						MOD. 4					
		1	2	3	4	5	6	7	8	9	10	11	12	13	14	15	16	17	18	19	20	21	22	23	24
88923-X09	D	6	6	6	6	6	6	6	6	6	6	20	20	20	20	20	20	20	20	20	20	20	20	20	20
SEE NOTE 11 LEAD FREE OPTION	C	6	6	6	6	6	6	6	6	6	6	20	20	20	20	20	20	20	20	20	20	20	20	20	20
	B	6	6	6	6	6	6	6	6	6	6	20	20	20	20	20	20	20	20	20	20	20	20	20	20
	A	6	6	6	6	6	6	6	6	6	6	20	20	20	20	20	20	20	20	20	20	20	20	20	20

METRAL P/N	ROW	CONTACT CODE MOD. 1						MOD. 2						MOD. 3						MOD. 4					
		1	2	3	4	5	6	7	8	9	10	11	12	13	14	15	16	17	18	19	20	21	22	23	24
88923-X10	D	1	1	1	-	-	-	1	1	1	1	-	-	1	1	1	1	1	1	-	-	1	1	1	1
SEE NOTE 11 LEAD FREE OPTION	C	1	1	1	-	-	1	1	1	1	1	1	-	1	1	1	1	1	1	1	-	1	1	1	1
	B	1	1	1	1	1	1	1	1	1	1	1	1	1	1	1	1	1	1	1	1	1	1	1	1
	A	1	1	1	-	-	1	1	1	1	1	1	-	1	1	1	1	1	1	1	-	1	1	1	1

www.fciconnect.com			surface ISO 1302	tolerance std ISO 406 ISO 1101	projection	mm
			TOLERANCES UNLESS OTHERWISE SPECIFIED			
Dr	T.BRUNGARD	11/19/99	ANGULAR	LINEAR 0.X ±0.3	size A4	Scale 1:10
Eng	M.STRAWSER	11/19/99		0.XX ±0.13		
Chr	M.STRAWSER	11/19/99	0° ±2°	0.XXX ±0.051	ECN	
Appr	M.STRAWSER	02/29/00	Product family	METRAL	Spec ref	*
title	METRAL SIGNAL HEADER 4 MOD, 4 ROW PRESS-FIT		dwg no	88923		Rev. BD
catalog no		*	CUSTOMER		sheet 3 of 9	

Copyright FCI.

REV F - 2006-04-17

METRAL P/N	ROW	CONTACT CODE MOD. 1						MOD. 2						MOD. 3						MOD. 4					
		1	2	3	4	5	6	7	8	9	10	11	12	13	14	15	16	17	18	19	20	21	22	23	24
88923-X11	D	1	1	1	1	1	1	1	1	1	1	1	1	1	1	1	1	1	1	1	1	3	1	1	1
SEE NOTE 11 LEAD FREE OPTION	C	1	1	1	1	1	1	1	1	1	1	1	1	1	1	1	1	1	1	1	1	3	1	1	1
	B	1	1	1	1	1	1	1	1	1	1	1	1	1	1	1	1	1	1	1	1	3	1	1	1
	A	1	1	1	1	1	1	1	1	1	1	1	1	1	1	1	1	1	1	1	1	3	1	1	1

METRAL P/N	ROW	CONTACT CODE MOD. 1						MOD. 2						MOD. 3						MOD. 4					
		1	2	3	4	5	6	7	8	9	10	11	12	13	14	15	16	17	18	19	20	21	22	23	24
88923-X12	D	19	3	3	3	3	3	3	3	3	3	3	3	3	3	3	3	3	3	3	3	3	3	3	19
SEE NOTE 11 LEAD FREE OPTION	C	3	3	3	3	3	3	3	3	3	3	3	3	3	3	3	3	3	3	3	3	3	3	3	3
	B	3	3	3	3	3	3	3	3	3	3	3	3	3	3	3	3	3	3	3	3	3	3	3	3
	A	4	3	3	3	3	3	3	3	3	3	3	3	3	3	3	3	3	3	3	3	3	3	3	4

METRAL P/N	ROW	CONTACT CODE MOD. 1						MOD. 2						MOD. 3						MOD. 4					
		1	2	3	4	5	6	7	8	9	10	11	12	13	14	15	16	17	18	19	20	21	22	23	24
88923-X13	D	2	2	5	5	5	5	5	5	5	5	5	5	5	5	5	5	5	5	5	5	5	5	2	2
SEE NOTE 11 LEAD FREE OPTION	C	3	3	5	5	5	5	5	5	5	5	5	5	5	5	5	5	5	5	5	5	5	5	3	3
	B	3	3	5	5	5	5	5	5	5	5	5	5	5	5	5	5	5	5	5	5	5	5	3	3
	A	2	2	5	5	5	5	5	5	5	5	5	5	5	5	5	5	5	5	5	5	5	5	2	2

METRAL P/N	ROW	CONTACT CODE MOD. 1						MOD. 2						MOD. 3						MOD. 4					
		1	2	3	4	5	6	7	8	9	10	11	12	13	14	15	16	17	18	19	20	21	22	23	24
88923-X14	D	1	19	19	19	19	19	19	19	19	19	19	19	19	19	19	19	19	19	19	19	19	19	19	19
SEE NOTE 11 LEAD FREE OPTION	C	19	1	1	1	1	1	1	1	1	1	1	1	1	1	1	1	1	1	1	1	1	1	1	1
	B	1	3	3	3	3	3	3	3	3	3	3	3	3	3	3	3	3	3	3	3	3	3	3	3
	A	3	1	1	1	1	1	1	1	1	1	1	1	1	1	1	1	1	1	1	1	1	1	1	1

METRAL P/N	ROW	CONTACT CODE MOD. 1						MOD. 2						MOD. 3						MOD. 4					
		1	2	3	4	5	6	7	8	9	10	11	12	13	14	15	16	17	18	19	20	21	22	23	24
88923-X15	D	3	1	3	1	3	1	3	1	3	1	3	1	3	1	3	1	3	1	3	1	3	1	3	1
SEE NOTE 11 LEAD FREE OPTION	C	1	3	1	3	1	3	1	3	1	3	1	3	1	3	1	3	1	3	1	3	1	3	1	3
	B	19	1	19	1	19	1	19	1	19	1	19	1	19	1	19	1	19	1	19	1	19	1	19	1
	A	1	19	1	19	1	19	1	19	1	19	1	19	1	19	1	19	1	19	1	19	1	19	1	19

METRAL P/N	ROW	CONTACT CODE MOD. 1						MOD. 2						MOD. 3						MOD. 4					
		1	2	3	4	5	6	7	8	9	10	11	12	13	14	15	16	17	18	19	20	21	22	23	24
88923-X16	D	-	2	-	2	-	2	-	2	-	2	-	2	-	2	-	2	-	2	-	2	-	2	-	2
SEE NOTE 11 LEAD FREE OPTION	C	-	-	-	-	-	-	-	-	-	-	-	-	-	-	-	-	-	-	-	-	-	-	-	-
	B	-	-	-	-	-	-	-	-	-	-	-	-	-	-	-	-	-	-	-	-	-	-	-	-
	A	-	2	-	2	-	2	-	2	-	2	-	2	-	2	-	2	-	2	-	2	-	2	-	2

METRAL P/N	ROW	CONTACT CODE MOD. 1						MOD. 2						MOD. 3						MOD. 4					
		1	2	3	4	5	6	7	8	9	10	11	12	13	14	15	16	17	18	19	20	21	22	23	24
88923-X17	D	-	6	-	6	-	6	-	6	-	6	-	6	-	6	-	6	-	6	-	6	-	6	-	6
SEE NOTE 11 LEAD FREE OPTION	C	-	-	-	-	-	-	-	-	-	-	-	-	-	-	-	-	-	-	-	-	-	-	-	-
	B	-	-	-	-	-	-	-	-	-	-	-	-	-	-	-	-	-	-	-	-	-	-	-	-
	A	-	6	-	6	-	6	-	6	-	6	-	6	-	6	-	6	-	6	-	6	-	6	-	6

METRAL P/N	ROW	CONTACT CODE MOD. 1						MOD. 2						MOD. 3						MOD. 4					
		1	2	3	4	5	6	7	8	9	10	11	12	13	14	15	16	17	18	19	20	21	22	23	24
88923-X18	D	*	*	*	*	*	*	*	*	*	*	*	*	*	*	*	*	*	*	*	*	*	*	*	*
SEE NOTE 11 LEAD FREE OPTION	C	*	*	*	*	*	*	*	*	*	*	*	*	*	*	*	*	*	*	*	*	*	*	*	*
	B	*	*	*	*	*	*	*	*	*	*	*	*	*	*	*	*	*	*	*	*	*	*	*	*
	A	*	*	*	*	*	*	*	*	*	*	*	*	*	*	*	*	*	*	*	*	*	*	*	*

UNASSIGNED

METRAL P/N	ROW	CONTACT CODE MOD. 1						MOD. 2						MOD. 3						MOD. 4					
		1	2	3	4	5	6	7	8	9	10	11	12	13	14	15	16	17	18	19	20	21	22	23	24
88923-X19	D	2	2	2	2	2	2	2	2	2	2	2	2	2	2	2	2	2	2	2	2	2	2	2	2
SEE NOTE 11 LEAD FREE OPTION	C	2	2	2	2	2	2	2	2	2	2	2	2	2	2	2	2	2	2	2	2	2	2	2	2
	B	2	2	2	2	2	2	2	2	2	4	4	2	4	2	2	4	2	2	4	4	2	2	4	4
	A	19	19	19	19	19	19	19	19	19	19	19	19	19	19	19	19	19	19	19	19	19	19	19	19

METRAL P/N	ROW	CONTACT CODE MOD. 1						MOD. 2						MOD. 3						MOD. 4					
		1	2	3	4	5	6	7	8	9	10	11	12	13	14	15	16	17	18	19	20	21	22	23	24
88923-X20	D	1	3	3	3	3	3	3	3	3	3	3	3	3	3	3	3	3	3	3	3	3	3	1	1
SEE NOTE 11 LEAD FREE OPTION	C	1	3	3	3	3	3	3	3	3	3	3	3	3	3	3	3	3	3	3	3	3	3	1	19
	B	3	3	3	3	3	3	3	3	3	3	3	3	3	3	3	3	3	3	3	3	3	3	3	19
	A	1	3	3	3	3	3	3	3	3	3	3	3	3	3	3	3	3	3	3	3	3	3	3	1

Copyright FCI.

www.fciconnect.com	surface ISO 1302	tolerance std ISO 406 ISO 1101		projection	mm
	TOLERANCES UNLESS OTHERWISE SPECIFIED				
Dr T.BRUNGARD 11/19/99	ANGULAR	LINEAR	0.X	±0.3	size A4	Scale 1:10
Eng M.STRAWSER 11/19/99			0.XX	±0.13		
Chr M.STRAWSER 11/19/99	0° ±2°		0.XXX	±0.051	ECN	
Appr M.STRAWSER 02/29/00	Product family		METRAL		Spec ref *	
title METRAL SIGNAL HEADER 4 MOD, 4 ROW PRESS-FIT			dwg no 88923		Rev. BD
catalog no *			CUSTOMER		sheet 4 of 9

REV F - 2006-04-17

METRAL P/N	ROW	CONTACT CODE MOD. 1						MOD. 2						MOD. 3						MOD. 4					
		1	2	3	4	5	6	7	8	9	10	11	12	13	14	15	16	17	18	19	20	21	22	23	24
88923-X21	D	1	19	3	19	3	19	3	19	3	19	3	19	3	19	3	19	3	19	3	19	3	19	3	19
SEE NOTE 11 LEAD FREE OPTION	C	19	3	19	3	19	3	19	3	19	3	19	3	19	3	19	3	19	3	19	3	19	3	19	3
	B	3	19	3	19	3	19	3	19	3	19	3	19	3	19	3	19	3	19	3	3	3	3	3	3
	A	1	3	19	3	19	3	19	3	19	3	19	3	19	3	19	3	19	3	19	3	19	3	19	3

METRAL P/N	ROW	CONTACT CODE MOD. 1						MOD. 2						MOD. 3						MOD. 4					
		1	2	3	4	5	6	7	8	9	10	11	12	13	14	15	16	17	18	19	20	21	22	23	24
88923-X22	D	13	13	13	13	13	13	2	2	2	2	2	2	2	2	2	2	2	2	2	2	2	2	2	2
SEE NOTE 11 LEAD FREE OPTION	C	19	19	19	19	19	19	2	2	2	2	2	2	2	2	2	2	2	2	2	2	2	2	2	2
	B	19	19	19	19	19	19	2	2	2	2	2	2	2	2	2	2	2	2	2	2	2	2	2	2
	A	13	13	13	13	13	13	2	2	2	2	2	2	2	2	2	2	2	2	2	2	2	2	2	2

METRAL P/N	ROW	CONTACT CODE MOD. 1						MOD. 2						MOD. 3						MOD. 4					
		1	2	3	4	5	6	7	8	9	10	11	12	13	14	15	16	17	18	19	20	21	22	23	24
88923-X23	D	14	14	14	14	14	14	6	6	6	6	6	6	6	6	6	6	6	6	6	6	6	6	6	6
SEE NOTE 11 LEAD FREE OPTION	C	20	20	20	20	20	20	6	6	6	6	6	6	6	6	6	6	6	6	6	6	6	6	6	6
	B	20	20	20	20	20	20	6	6	6	6	6	6	6	6	6	6	6	6	6	6	6	6	6	6
	A	14	14	14	14	14	14	6	6	6	6	6	6	6	6	6	6	6	6	6	6	6	6	6	6

METRAL P/N	ROW	CONTACT CODE MOD. 1						MOD. 2						MOD. 3						MOD. 4					
		1	2	3	4	5	6	7	8	9	10	11	12	13	14	15	16	17	18	19	20	21	22	23	24
88923-X24	D	6	6	6	6	6	6	6	6	6	6	6	6	6	6	6	6	6	6	6	6	6	6	6	6
SEE NOTE 11 LEAD FREE OPTION	C	6	6	6	6	6	6	6	6	6	6	6	6	6	6	6	6	6	6	6	6	6	6	6	6
	B	6	6	6	6	6	6	6	6	6	8	8	6	8	8	6	8	6	6	8	8	6	6	8	8
	A	20	20	20	20	20	20	20	20	20	20	20	20	20	20	20	20	20	20	20	20	20	20	20	20

METRAL P/N	ROW	CONTACT CODE MOD. 1						MOD. 2						MOD. 3						MOD. 4					
		1	2	3	4	5	6	7	8	9	10	11	12	13	14	15	16	17	18	19	20	21	22	23	24
88923-X25	D	2	2	2	1	1	1	1	1	1	1	1	1	1	2	2	2	2	2	2	2	2	2	2	2
SEE NOTE 11 LEAD FREE OPTION	C	2	2	2	1	1	1	1	1	1	1	1	1	1	2	2	2	2	2	2	2	2	2	2	2
	B	2	2	2	1	1	1	1	1	1	1	1	1	1	2	2	2	2	2	2	2	2	2	2	2
	A	2	2	2	1	1	1	1	1	1	1	1	1	1	2	2	2	2	2	2	2	2	2	2	2

METRAL P/N	ROW	CONTACT CODE MOD. 1						MOD. 2						MOD. 3						MOD. 4					
		1	2	3	4	5	6	7	8	9	10	11	12	13	14	15	16	17	18	19	20	21	22	23	24
88923-X26	D	3	2	1	1	1	1	1	1	1	1	1	1	1	1	1	1	1	1	1	1	1	1	2	3
SEE NOTE 11 LEAD FREE OPTION	C	3	2	1	1	1	1	1	1	1	1	1	1	1	1	1	1	1	1	1	1	1	1	2	3
	B	3	2	1	1	1	1	1	1	1	1	1	1	1	1	1	1	1	1	1	1	1	1	2	3
	A	3	2	1	1	1	1	1	1	1	1	1	1	1	1	1	1	1	1	1	1	1	1	2	3

METRAL P/N	ROW	CONTACT CODE MOD. 1						MOD. 2						MOD. 3						MOD. 4					
		1	2	3	4	5	6	7	8	9	10	11	12	13	14	15	16	17	18	19	20	21	22	23	24
88923-X27	D	59	59	59	59	59	59	59	59	59	59	59	59	59	59	59	59	59	59	59	59	59	59	59	59
SEE NOTE 11 LEAD FREE OPTION	C	60	60	60	60	60	60	60	60	60	60	60	60	60	60	60	60	60	60	60	60	60	60	60	60
	B	60	60	60	60	60	60	60	60	60	60	60	60	60	60	60	60	60	60	60	60	60	60	60	60
	A	61	61	61	61	61	61	61	61	61	61	61	61	61	61	61	61	61	61	61	61	61	61	61	61

METRAL P/N	ROW	CONTACT CODE MOD. 1						MOD. 2						MOD. 3						MOD. 4					
		1	2	3	4	5	6	7	8	9	10	11	12	13	14	15	16	17	18	19	20	21	22	23	24
88923-X28	D	2	2	2	2	2	2	2	2	2	2	2	2	2	2	2	2	2	2	2	2	2	2	2	2
SEE NOTE 11 LEAD FREE OPTION	C	2	2	2	2	2	2	2	2	2	2	2	2	2	2	2	2	2	2	2	2	2	2	2	2
	B	2	2	2	2	2	2	2	2	2	2	2	2	2	2	2	2	2	2	2	2	2	2	2	2
	A	4	4	4	4	4	4	2	2	2	2	2	2	1	1	1	1	1	1	2	2	2	2	2	2

METRAL P/N	ROW	CONTACT CODE MOD. 1						MOD. 2						MOD. 3						MOD. 4					
		1	2	3	4	5	6	7	8	9	10	11	12	13	14	15	16	17	18	19	20	21	22	23	24
88923-X29	D	1	1	1	1	1	1	3	1	1	1	1	1	1	1	1	1	1	1	1	1	1	1	1	1
SEE NOTE 11 LEAD FREE OPTION	C	1	-	-	1	1	1	1	1	1	1	1	1	1	1	3	1	1	1	1	1	1	1	1	1
	B	1	1	1	1	1	1	1	1	1	1	1	1	1	1	1	1	1	1	1	1	1	1	1	1
	A	1	1	1	1	1	1	1	1	1	1	1	1	1	1	1	1	1	3	1	1	1	1	1	1

METRAL P/N	ROW	CONTACT CODE MOD. 1						MOD. 2						MOD. 3						MOD. 4					
		1	2	3	4	5	6	7	8	9	10	11	12	13	14	15	16	17	18	19	20	21	22	23	24
88923-X30	D	1	1	1	1	1	1	3	1	1	1	1	1	1	1	1	1	1	1	1	1	1	1	1	1
SEE NOTE 11 LEAD FREE OPTION	C	1	1	1	1	1	1	1	1	1	1	1	1	1	1	3	1	1	1	1	1	1	1	1	1
	B	1	1	1	1	1	1	1	1	1	1	1	1	1	1	1	1	1	1	1	1	1	1	1	1
	A	1	1	1	1	1	1	1	1	1	1	1	1	1	1	1	1	1	3	1	1	1	1	1	1

Copyright FCI.

www.fciconnect.com	surface ISO 1302	tolerance std ISO 406 ISO 1101	projection	mm	
	TOLERANCES UNLESS OTHERWISE SPECIFIED				
Dr T.BRUNGARD 11/19/99	ANGULAR	LINEAR	0.X ±0.3	size A4	Scale 1:10
Eng M.STRAWSER 11/19/99			0.XX ±0.13		
Chr M.STRAWSER 11/19/99	0° ±2°		0.XXX ±0.051	ECN	
Appr M.STRAWSER 02/29/00	Product family		METRAL	Spec ref	*
title METRAL SIGNAL HEADER 4 MOD, 4 ROW PRESS-FIT		dwg no 88923		Rev. BD	
catalog no *		CUSTOMER		sheet 5 of 9	

REV F - 2006-04-17

METRAL P/N	ROW	CONTACT CODE MOD. 1						MOD. 2						MOD. 3						MOD. 4					
		1	2	3	4	5	6	7	8	9	10	11	12	13	14	15	16	17	18	19	20	21	22	23	24
88923-X31	D	1	1	2	1	1	1	1	1	2	1	1	1	1	1	2	1	1	1	1	1	1	1	1	2
SEE NOTE 11 LEAD FREE OPTION	C	1	1	2	1	1	1	1	1	2	1	1	1	1	1	2	1	1	1	1	1	1	1	1	2
	B	1	1	2	1	1	1	1	1	2	1	1	1	1	1	2	1	1	1	1	1	1	1	1	2
	A	1	1	2	1	1	1	1	1	2	1	1	1	1	1	2	1	1	1	1	1	1	1	1	2

METRAL P/N	ROW	CONTACT CODE MOD. 1						MOD. 2						MOD. 3						MOD. 4					
		1	2	3	4	5	6	7	8	9	10	11	12	13	14	15	16	17	18	19	20	21	22	23	24
88923-X32	D	2	2	2	2	2	2	2	2	2	2	2	2	2	2	2	2	2	2	2	2	2	2	2	2
SEE NOTE 11 LEAD FREE OPTION	C	2	2	2	2	2	2	2	2	2	2	2	2	2	2	2	2	2	2	2	2	2	2	2	2
	B	2	2	2	2	2	2	2	2	2	2	4	2	2	2	2	2	2	2	2	2	2	2	2	2
	A	2	2	2	2	2	2	2	2	2	2	2	2	2	2	2	2	2	2	2	2	2	2	2	2

METRAL P/N	ROW	CONTACT CODE MOD. 1						MOD. 2						MOD. 3						MOD. 4					
		1	2	3	4	5	6	7	8	9	10	11	12	13	14	15	16	17	18	19	20	21	22	23	24
88923-X33	D	6	6	-	-	6	6	-	-	3	-	3	-	2	2	2	2	2	2	6	6	6	6	8	8
SEE NOTE 11 LEAD FREE OPTION	C	-	-	-	-	6	6	-	-	3	-	3	-	2	2	2	2	2	2	6	6	6	6	8	8
	B	6	-	-	6	6	6	-	-	3	-	3	-	2	2	2	2	2	2	6	6	6	6	6	6
	A	6	-	-	6	6	6	-	-	3	-	3	-	2	2	2	2	2	2	6	6	6	6	7	7

METRAL P/N	ROW	CONTACT CODE MOD. 1						MOD. 2						MOD. 3						MOD. 4					
		1	2	3	4	5	6	7	8	9	10	11	12	13	14	15	16	17	18	19	20	21	22	23	24
88923-X34	D	19	3	19	3	19	3	19	3	19	3	19	3	19	3	19	3	19	3	19	3	19	3	19	3
SEE NOTE 11 LEAD FREE OPTION	C	3	19	3	19	3	19	3	19	3	19	3	19	3	19	3	19	3	19	3	19	3	19	3	19
	B	1	3	1	3	1	3	1	3	1	3	1	3	1	3	1	3	1	3	1	3	1	3	1	3
	A	3	1	3	1	3	1	3	1	3	1	3	1	3	1	3	1	3	1	3	1	3	1	3	1

METRAL P/N	ROW	CONTACT CODE MOD. 1						MOD. 2						MOD. 3						MOD. 4					
		1	2	3	4	5	6	7	8	9	10	11	12	13	14	15	16	17	18	19	20	21	22	23	24
88923-X35	D	1	1	1	1	1	1	1	1	1	1	1	1	1	1	1	1	1	1	1	1	2	1	1	1
SEE NOTE 11 LEAD FREE OPTION	C	1	1	1	1	1	1	1	1	1	1	1	1	1	1	1	1	1	1	1	1	2	1	1	1
	B	1	1	1	1	1	1	1	1	1	1	1	1	1	1	1	1	1	1	1	1	2	1	1	1
	A	1	1	1	1	1	1	1	1	1	1	1	1	1	1	1	1	1	1	1	1	2	1	1	1

METRAL P/N	ROW	CONTACT CODE MOD. 1						MOD. 2						MOD. 3						MOD. 4					
		1	2	3	4	5	6	7	8	9	10	11	12	13	14	15	16	17	18	19	20	21	22	23	24
88923-X36	D	4	4	4	4	4	4	4	4	4	4	4	4	4	4	4	4	4	4	4	1	4	4	4	4
SEE NOTE 11 LEAD FREE OPTION	C	4	4	4	4	4	4	4	4	4	4	4	4	4	4	4	4	4	4	4	4	4	4	4	4
	B	4	4	4	4	4	4	4	4	4	4	4	4	4	4	4	4	4	4	4	4	4	4	4	4
	A	4	4	4	4	4	4	4	4	4	4	4	4	4	4	4	4	4	4	4	4	4	4	4	4

METRAL P/N	ROW	CONTACT CODE MOD. 1						MOD. 2						MOD. 3						MOD. 4					
		1	2	3	4	5	6	7	8	9	10	11	12	13	14	15	16	17	18	19	20	21	22	23	24
88923-X37	D	2	2	2	2	2	2	2	2	2	2	2	2	2	2	2	2	2	2	2	2	2	2	2	2
SEE NOTE 11 LEAD FREE OPTION	C	2	2	2	2	2	2	2	2	2	2	2	2	2	2	2	2	2	2	2	2	2	2	2	2
	B	2	2	2	2	2	2	2	2	2	2	2	2	2	2	2	2	2	2	2	2	2	2	2	2
	A	2	2	2	2	2	2	2	2	2	2	2	2	2	2	2	2	2	2	2	2	2	2	1	2

METRAL P/N	ROW	CONTACT CODE MOD. 1						MOD. 2						MOD. 3						MOD. 4					
		1	2	3	4	5	6	7	8	9	10	11	12	13	14	15	16	17	18	19	20	21	22	23	24
88923-X38	D	4	2	2	2	2	2	2	2	2	2	2	2	2	2	2	2	2	2	4	2	2	2	2	2
SEE NOTE 11 LEAD FREE OPTION	C	4	2	2	2	2	2	2	2	2	2	2	2	2	2	2	2	2	2	4	2	2	2	2	2
	B	4	2	2	2	2	2	2	2	2	2	2	2	2	2	2	2	2	2	4	2	2	2	2	2
	A	4	2	2	2	2	2	2	2	1	2	2	2	2	2	2	2	2	2	4	2	2	2	2	2

METRAL P/N	ROW	CONTACT CODE MOD. 1						MOD. 2						MOD. 3						MOD. 4					
		1	2	3	4	5	6	7	8	9	10	11	12	13	14	15	16	17	18	19	20	21	22	23	24
88923-X39	D	4	2	2	2	2	2	2	2	2	2	2	2	2	2	2	2	2	2	4	2	2	2	2	2
SEE NOTE 11 LEAD FREE OPTION	C	4	2	2	2	2	2	2	2	2	2	2	2	2	2	2	2	2	2	4	2	2	2	2	2
	B	4	2	2	2	2	2	2	2	2	2	2	4	2	2	2	2	2	2	4	2	2	2	2	2
	A	4	2	2	2	2	2	2	2	2	2	2	2	2	2	2	2	2	2	4	2	2	2	2	2

METRAL P/N	ROW	CONTACT CODE MOD. 1						MOD. 2						MOD. 3						MOD. 4					
		1	2	3	4	5	6	7	8	9	10	11	12	13	14	15	16	17	18	19	20	21	22	23	24
88923-X40	D	7	7	7	7	7	7	6	7	7	7	7	7	7	7	7	7	7	7	20	20	8	8	7	7
SEE NOTE 11 LEAD FREE OPTION	C	7	7	7	7	7	7	7	7	7	7	7	7	7	7	7	7	7	7	20	20	8	8	7	7
	B	7	7	7	7	7	7	7	7	7	7	7	7	7	7	7	7	7	7	20	20	8	8	7	7
	A	7	7	7	7	7	7	7	7	7	7	7	7	7	7	7	6	7	7	20	20	8	8	7	7

www.fciconnect.com			surface ISO 1302	tolerance std ISO 406 ISO 1101	projection	mm
			TOLERANCES UNLESS OTHERWISE SPECIFIED			
Dr	T.BRUNGARD	11/19/99	ANGULAR	LINEAR 0.X ±0.3	size A4	Scale 1:10
Eng	M.STRAWSER	11/19/99		0.XX ±0.13		
Chr	M.STRAWSER	11/19/99	0° ±2°	0.XXX ±0.051	ECN	
Appr	M.STRAWSER	02/29/00	Product family	METRAL	Spec ref	*
title	METRAL SIGNAL HEADER 4 MOD, 4 ROW PRESS-FIT		dwg no	88923		Rev. BD
catalog no		*	CUSTOMER		sheet 6 of 9	

Copyright FCI.

REV F - 2006-04-17

METRAL P/N	ROW	CONTACT CODE MOD. 1						MOD. 2						MOD. 3						MOD. 4					
		1	2	3	4	5	6	7	8	9	10	11	12	13	14	15	16	17	18	19	20	21	22	23	24
88923-X41	D	7	7	7	7	7	7	7	7	7	7	7	7	7	7	7	7	7	7	7	7	8	20	7	7
SEE NOTE 11 LEAD FREE OPTION	C	7	7	7	7	7	7	7	7	7	7	7	7	7	7	7	7	7	7	7	7	8	20	7	7
	B	7	7	7	7	7	7	7	7	7	7	7	7	7	7	7	7	7	7	7	7	8	20	7	7
	A	7	7	7	7	7	7	7	7	7	7	7	7	7	7	7	7	7	7	7	7	8	20	7	7

METRAL P/N	ROW	CONTACT CODE MOD. 1						MOD. 2						MOD. 3						MOD. 4					
		1	2	3	4	5	6	7	8	9	10	11	12	13	14	15	16	17	18	19	20	21	22	23	24
88923-X42	D	7	7	7	7	7	7	7	7	7	7	7	7	7	6	7	7	7	7	20	20	8	8	7	7
SEE NOTE 11 LEAD FREE OPTION	C	7	7	7	7	7	7	7	7	7	7	7	7	7	7	7	7	7	7	20	20	8	8	7	7
	B	7	7	7	7	7	7	7	7	7	7	7	7	7	7	7	7	7	7	20	20	8	8	7	7
	A	7	7	7	7	7	7	7	7	7	7	7	7	7	7	7	7	7	7	20	20	8	8	7	7

METRAL P/N	ROW	CONTACT CODE MOD. 1						MOD. 2						MOD. 3						MOD. 4					
		1	2	3	4	5	6	7	8	9	10	11	12	13	14	15	16	17	18	19	20	21	22	23	24
88923-X43	D	7	7	7	7	7	7	6	7	7	7	7	7	7	7	7	6	7	7	7	7	20	8	7	7
	C	7	7	7	7	7	7	7	7	7	7	7	7	7	7	7	7	7	7	7	7	20	8	7	7
SEE NOTE 11 LEAD FREE OPTION	B	7	7	7	7	7	7	7	7	7	7	7	7	7	7	7	7	7	7	7	7	20	8	7	7
	A	7	7	7	7	7	7	7	7	7	7	7	7	7	7	7	7	7	7	7	7	20	8	7	7

METRAL P/N	ROW	CONTACT CODE MOD. 1						MOD. 2						MOD. 3						MOD. 4					
		1	2	3	4	5	6	7	8	9	10	11	12	13	14	15	16	17	18	19	20	21	22	23	24
88923-X44	D	7	7	7	7	7	7	7	7	7	7	7	7	7	7	7	6	7	7	7	7	20	8	7	7
	C	7	7	7	7	7	7	7	7	7	7	7	7	7	7	7	7	7	7	7	7	20	8	7	7
SEE NOTE 11 LEAD FREE OPTION	B	7	7	7	7	7	7	7	7	7	7	7	7	7	7	7	7	7	7	7	7	20	8	7	7
	A	7	7	7	7	7	7	7	7	7	7	7	7	7	7	7	7	7	7	7	7	20	8	7	7

METRAL P/N	ROW	CONTACT CODE MOD. 1						MOD. 2						MOD. 3						MOD. 4					
		1	2	3	4	5	6	7	8	9	10	11	12	13	14	15	16	17	18	19	20	21	22	23	24
88923-X45	D	7	7	7	8	8	8	6	7	7	7	7	7	7	7	7	7	7	7	20	20	8	8	7	7
	C	7	7	7	6	6	6	7	7	7	7	7	7	7	7	7	7	7	7	20	20	8	8	7	7
SEE NOTE 11 LEAD FREE OPTION	B	7	7	7	7	7	7	7	7	7	7	7	7	7	7	7	7	7	7	20	20	8	8	7	7
	A	7	7	7	7	7	7	7	7	7	7	7	7	7	7	7	7	7	7	20	20	8	8	7	7

METRAL P/N	ROW	CONTACT CODE MOD. 1						MOD. 2						MOD. 3						MOD. 4					
		1	2	3	4	5	6	7	8	9	10	11	12	13	14	15	16	17	18	19	20	21	22	23	24
88923-X46	D	1	1	1	1	1	1	1	1	1	1	1	1	1	1	1	1	1	1	1	3	3	1	1	1
SEE NOTE 11 LEAD FREE OPTION	C	1	1	1	1	1	1	1	1	1	1	1	1	1	1	1	1	1	1	1	3	3	1	1	1
	B	1	1	1	1	1	1	1	1	1	1	1	1	1	1	1	1	1	3	1	3	3	1	1	1
	A	1	1	1	1	1	1	1	1	1	1	1	1	1	1	1	1	1	3	1	3	3	1	1	1

METRAL P/N	ROW	CONTACT CODE MOD. 1						MOD. 2						MOD. 3						MOD. 4					
		1	2	3	4	5	6	7	8	9	10	11	12	13	14	15	16	17	18	19	20	21	22	23	24
88923-X47	D	1	1	1	1	1	1	1	1	1	1	1	1	1	1	3	1	3	3	1	3	3	1	1	1
SEE NOTE 11 LEAD FREE OPTION	C	1	1	1	1	1	1	1	1	1	1	1	1	1	1	3	1	1	1	1	1	1	1	1	1
	B	1	1	1	1	1	3	1	1	1	1	1	3	1	1	1	1	1	3	1	3	3	1	1	1
	A	1	1	1	1	1	3	1	1	1	1	1	3	1	1	1	1	1	3	1	3	3	1	1	1

METRAL P/N	ROW	CONTACT CODE MOD. 1						MOD. 2						MOD. 3						MOD. 4					
		1	2	3	4	5	6	7	8	9	10	11	12	13	14	15	16	17	18	19	20	21	22	23	24
88923-X48	D	1	1	3	1	1	1	1	1	3	1	1	1	1	1	3	1	1	1	1	1	1	1	1	1
	C	1	1	3	1	1	1	1	1	3	1	1	1	1	1	3	1	1	1	1	1	1	1	1	1
SEE NOTE 11 LEAD FREE OPTION	B	1	1	1	1	1	3	1	1	1	1	1	3	1	1	1	1	1	3	1	1	1	1	1	1
	A	1	1	1	1	1	3	1	1	1	1	1	3	1	1	1	1	1	3	1	1	1	1	1	1

METRAL P/N	ROW	CONTACT CODE MOD. 1						MOD. 2						MOD. 3						MOD. 4					
		1	2	3	4	5	6	7	8	9	10	11	12	13	14	15	16	17	18	19	20	21	22	23	24
88923-X49 AND 88923-X49LF	D	7	7	7	7	7	7	6	7	7	7	7	7	7	7	7	6	7	7	7	7	8	8	7	7
	C	7	7	7	7	7	7	7	7	7	7	7	7	7	7	7	7	7	7	7	7	8	8	7	7
SEE NOTE 11 LEAD FREE OPTION	B	7	7	7	7	7	7	7	7	7	7	7	7	7	7	7	7	7	7	7	7	8	8	7	7
	A	7	7	7	7	7	7	7	7	7	7	7	7	7	7	7	7	7	7	7	7	8	8	7	7

METRAL P/N	ROW	CONTACT CODE MOD. 1						MOD. 2						MOD. 3						MOD. 4					
		1	2	3	4	5	6	7	8	9	10	11	12	13	14	15	16	17	18	19	20	21	22	23	24
88923-X50 AND 88923-X50LF	D	19	1	1	1	1	1	1	1	1	1	1	1	1	1	1	1	1	1	1	1	1	1	1	1
	C	19	1	1	1	1	1	1	1	1	1	1	1	1	1	1	1	1	1	1	1	1	1	1	1
SEE NOTE 11 LEAD FREE OPTION	B	19	1	1	1	1	1	1	1	1	1	1	1	1	1	1	1	1	1	1	1	1	1	1	1
	A	19	1	1	1	1	1	1	1	1	1	1	1	1	1	1	1	1	1	1	1	1	1	1	1

www.fciconnect.com			surface ISO 1302	tolerance std ISO 406 ISO 1101		projection	mm
			TOLERANCES UNLESS OTHERWISE SPECIFIED				
Dr	T.BRUNGARD	11/19/99	ANGULAR	LINEAR	0.X	±0.3	size A4	Scale 1:10
Eng	M.STRAWSER	11/19/99			0.XX	±0.13		
Chr	M.STRAWSER	11/19/99	0° ±2°		0.XXX	±0.051	ECN	
Appr	M.STRAWSER	02/29/00	Product family		METRAL		Spec ref	*
title	METRAL SIGNAL HEADER 4 MOD, 4 ROW PRESS-FIT				dwg no	88923	Rev. BD
catalog no			*		CUSTOMER		sheet 7 of 9

REV F - 2006-04-17

Copyright FCI.

METRAL P/N		CONTACT CODE MOD. 1						MOD. 2						MOD. 3						MOD. 4					
	ROW	1	2	3	4	5	6	7	8	9	10	11	12	13	14	15	16	17	18	19	20	21	22	23	24
88923-X51	D	7	7	7	7	7	7	7	7	7	7	7	7	7	7	7	7	7	7	7	7	7	7	8	8
	C	7	7	7	7	7	7	7	7	7	7	7	7	7	7	7	7	7	7	7	7	7	7	8	8
SEE NOTE 11 LEAD FREE OPTION	B	7	7	7	7	7	7	7	7	7	7	7	7	7	7	7	7	7	7	7	7	7	7	8	8
	A	7	7	7	7	7	7	7	7	7	7	7	7	7	7	7	7	7	7	7	7	7	7	8	8

METRAL P/N		CONTACT CODE MOD. 1						MOD. 2						MOD. 3						MOD. 4					
	ROW	1	2	3	4	5	6	7	8	9	10	11	12	13	14	15	16	17	18	19	20	21	22	23	24
88923-X52	D	7	7	7	7	7	7	7	7	7	7	7	6	7	7	7	7	7	7	7	7	8	8	7	7
	C	7	7	7	7	7	7	7	7	7	7	7	7	7	7	7	7	7	7	7	7	8	8	7	7
SEE NOTE 11 LEAD FREE OPTION	B	7	7	7	7	7	7	7	7	7	7	7	7	7	7	7	7	7	7	7	7	8	8	7	7
	A	7	7	7	7	7	7	7	7	7	7	7	7	7	7	7	7	7	7	7	7	8	8	7	7

METRAL P/N		CONTACT CODE MOD. 1						MOD. 2						MOD. 3						MOD. 4					
	ROW	1	2	3	4	5	6	7	8	9	10	11	12	13	14	15	16	17	18	19	20	21	22	23	24
88923-X53	D	7	7	7	7	7	7	7	7	7	7	7	7	7	7	7	6	7	7	7	7	8	8	7	7
	C	7	7	7	7	7	7	7	7	7	7	7	7	7	7	7	7	7	7	7	7	8	8	7	7
SEE NOTE 11 LEAD FREE OPTION	B	7	7	7	7	7	7	7	7	7	7	7	7	7	7	7	7	7	7	7	7	8	8	7	7
	A	7	7	7	7	7	7	7	7	7	7	7	7	7	7	7	7	7	7	7	7	8	8	7	7

METRAL P/N		CONTACT CODE MOD. 1						MOD. 2						MOD. 3						MOD. 4					
	ROW	1	2	3	4	5	6	7	8	9	10	11	12	13	14	15	16	17	18	19	20	21	22	23	24
88923-X54	D	1	1	1	1	3	3	3	3	3	3	1	1	1	1	1	1	3	3	3	3	3	3	1	1
	C	1	1	1	1	1	1	1	1	1	1	1	19	1	1	1	1	1	1	1	1	1	1	1	19
SEE NOTE 11 LEAD FREE OPTION	B	1	1	1	1	1	1	1	1	1	1	1	19	1	1	1	1	1	1	1	1	1	1	1	19
	A	1	1	1	1	1	1	1	1	1	19	19	19	1	1	1	1	1	1	1	1	1	19	19	19

METRAL P/N		CONTACT CODE MOD. 1						MOD. 2						MOD. 3						MOD. 4					
	ROW	1	2	3	4	5	6	7	8	9	10	11	12	13	14	15	16	17	18	19	20	21	22	23	24
88923-X55	D	2	2	2	2	2	2	4	4	4	4	4	4	4	4	4	4	4	4	4	4	4	4	4	4
	C	2	2	2	2	2	2	2	2	2	2	2	2	2	2	2	2	2	2	2	2	2	2	2	2
SEE NOTE 11 LEAD FREE OPTION	B	2	2	2	2	2	2	2	2	2	2	2	2	2	2	2	2	2	2	2	2	2	2	2	2
	A	2	2	2	2	2	2	2	2	2	2	2	2	2	2	2	2	2	2	2	2	2	2	2	2

BD

Copyright FCI.

www.fciconnect.com			surface ISO 1302	tolerance std ISO 406 ISO 1101	projection	mm
			TOLERANCES UNLESS OTHERWISE SPECIFIED			
Dr	T.BRUNGARD	11/19/99	ANGULAR	LINEAR 0.X ±0.3	size A4	Scale 11:10
Eng	M.STRAWSER	11/19/99		0.XX ±0.13		
Chr	M.STRAWSER	11/19/99	0° ±2°	0.XXX ±0.051	ECN	
Appr	M.STRAWSER	02/29/00	Product family	METRAL	Spec ref	*
title	METRAL SIGNAL HEADER 4 MOD, 4 ROW PRESS-FIT			dwg no 88923		Rev. BD
catalog no	*			CUSTOMER	sheet 8 of 9	

REV F - 2006-04-17

PLATING IN CONTACT AREA		
DASH NUMBER	PERFORMANCE LEVEL	NOTES
-AYY	TELCORDIA CO	SEE NOTE 9
-N1YY	TELCORDIA CO (NXT)	-
-N5YY	TELCORDIA UE (NXT)	-
-1YY	TELCORDIA CO	-
-2YY	TELECOM CLASS	-
-3YY	IEC CLASS I	-
-5YY	TELCORDIA UE	-
-9YY	TELCORDIA CO	-
-AYYLF	TELCORDIA CO	SEE NOTE 10
-N1YYLF	TELCORDIA CO (NXT) IEC CLASS I	SEE NOTE 10
-N5YYLF	TELCORDIA UE (NXT)	SEE NOTE 10
-1YYLF	TELCORDIA CO IEC CLASS I	SEE NOTE 10
-2YYLF	TELECOM CLASS	SEE NOTE 10
-5YYLF	TELCORDIA UE	SEE NOTE 10

NOTES:

1. FOR DIM A AND B SEE SHEET 2 AND UP.

2. BODY MATERIAL: LIQUID CRYSTAL

   POLYMER 30 % GLASS.

   FLAME RETARDANT ACC. UL 94-V0.

3. PIN MATERIAL:
   PHOSPHOR BRONZE.

4. PLATING ON PRESS-FIT TAIL:
   88923 -XYY IS SnPb
   88923-XYYLF IS SN (LEAD FREE)
   PLATING ON CONTACT AREA CONFORMS TO PERFORMANCE LEVEL SHOWN IN TABLE.

5. PRODUCT MARKING:
   PART NUMBER DESIGNATION & BATCH I.D.

6. ALL PRODUCTS WITH PART NUMBERS SHOWN IN SUBSEQUENT TABLES WILL BE PACKAGED IN TUBES. IF TRAY PACKAGING IS REQUIRED, A SUFFIX "P" WILL BE ADDED TO THE END OF THE PART NUMBER. EXAMPLE: XXXXX-XXXP OR XXXXX-XXXPLF

7. PRODUCT SPECIFICATION GS-12-180
   APPLICATION SPECIFICATION BUS-20-073

8. AFTER INSERTION INTO CIRCUIT BOARD WITH QUALIFIED TOOL.

9. -A PLATING HAS Au FLASH IN PRESS FIT AREA (LEAD FREE).

10. THE PRODUCTS WHERE THE PART NUMBER ENDS IN LF MEET THE EUROPEAN UNION DIRECTIVES AND OTHER COUNTRY REGULATIONS AS DESCRIBED IN GS-22-008.

11. FOR LEAD FREE PART NUMBERS, ADD AN "LF" SUFFIX.
    EXAMPLE: 88923-X01LF

12. ALL PRODUCTS EXCEPT THOSE WITH PART NUMBERS CONTAINING (DRAWING NO.)-N1--- OR (DRAWING NO.)-N5---WILL WITHSTAND EXPOSURE TO 260°C FOR 60 SECONDS IN A CONVECTION, INFRA-RED OR VAPOR PHASE REFLOW OVEN. PART NUMBERS (DRAWING NO.)-N1--- AND (DRAWINGS NO.)-N5---WILL NOT WITHSTAND REFLOW AND Au CONTACT SURFACE OF THE CONTACTS SHALL BE EXPOSED TO A MAXIMIM 140°C FOR NO LONGER THAN 15 SECONDS IN A WAVE SOLDER APPLICATION.

www.fciconnect.com			surface ISO 1302	tolerance std ISO 406 ISO 1101		projection	mm
			TOLERANCES UNLESS OTHERWISE SPECIFIED				
Dr	T.BRUNGARD	11/19/99	ANGULAR	LINEAR	0.X ±0.3	size A4	Scale 11:10
Eng	M.STRAWSER	11/19/99			0.XX ±0.13		
Chr	M.STRAWSER	11/19/99	0° ±2°		0.XXX ±0.051	ECN	
Appr	M.STRAWSER	02/29/00	Product family		METRAL	Spec ref	*
title	METRAL SIGNAL HEADER 4 MOD, 4 ROW PRESS-FIT			dwg no	88923		Rev. BD
catalog no	*			CUSTOMER		sheet 9 of 9	

Copyright FCI.

REV F - 2006-04-17

Компания «ЭлектроПласт» предлагает заключение долгосрочных отношений при поставках импортных электронных компонентов на взаимовыгодных условиях!

Наши преимущества:

- Оперативные поставки широкого спектра электронных компонентов отечественного и импортного производства напрямую от производителей и с крупнейших мировых складов;
- Поставка более 17-ти миллионов наименований электронных компонентов;
- Поставка сложных, дефицитных, либо снятых с производства позиций;
- Оперативные сроки поставки под заказ (от 5 рабочих дней);
- Экспресс доставка в любую точку России;
- Техническая поддержка проекта, помощь в подборе аналогов, поставка прототипов;
- Система менеджмента качества сертифицирована по Международному стандарту ISO 9001;
- Лицензия ФСБ на осуществление работ с использованием сведений, составляющих государственную тайну;
- Поставка специализированных компонентов (Xilinx, Altera, Analog Devices, Intersil, Interpoint, Microsemi, Aeroflex, Peregrine, Syfer, Eurofarad, Texas Instrument, Miteq, Cobham, E2V, MA-COM, Hittite, Mini-Circuits,General Dynamics и др.);

Помимо этого, одним из направлений компании «ЭлектроПласт» является направление «Источники питания». Мы предлагаем Вам помощь Конструкторского отдела:

- Подбор оптимального решения, техническое обоснование при выборе компонента;
- Подбор аналогов;
- Консультации по применению компонента;
- Поставка образцов и прототипов;
- Техническая поддержка проекта;
- Защита от снятия компонента с производства.

Как с нами связаться

Телефон: 8 (812) 309 58 32 (многоканальный)
Факс: 8 (812) 320-02-42
Электронная почта: org@eplast1.ru
Адрес: 198099, г. Санкт-Петербург, ул. Калинина, дом 2, корпус 4, литера А.