



## Main

Range of product	OsiSense XU
Series name	Application packaging
Electronic sensor type	Photo-electric sensor
Product specific application	Detection of transparent object
Sensor name	XUBT
Sensor design	Cylindrical M18
Detection system	Reflex
Material	Plastic
Line of sight type	Axial
Supply circuit type	DC
Wiring technique	3-wire
Discrete output type	NPN
Discrete output function	1 NO or 1 NC programmable
Electrical connection	1 male connector M12, 4 pins
Emission	Coaxial polarised red reflex
[Sn] nominal sensing distance	0...4.59 ft (0...1.4 m) with reflector XUZ C50/C50HP

## Complementary

Kit composition	Reflector XUZC50HP Sensor
Enclosure material	PBT
Lens material	PMMA
Beam angle	1.5 °
Blind zone	0 in (0 mm)
Spot diameter	1.46 in (37 mm)
Type of output signal	Discrete
Output type	Solid state
Status LED	1 LED (green) supply on 1 LED (red) stability 1 LED (yellow) output state
[Us] rated supply voltage	12...24 V DC with reverse polarity protection
Supply voltage limits	10...32 V DC
Switching capacity in mA	100 mA (overload and short-circuit protection)
Switching frequency	1000 Hz
Voltage drop	<= 1.5 V (closed state)
Current consumption	45 mA (no-load)
Delay first up	< 200 ms
Delay response	< 500 ms
Delay recovery	< 500 ms
Product weight	0.1 lb(US) (0.045 kg)

## Environment

product certifications	CE CSA UL
ambient air temperature for operation	32...131 °F (0...55 °C)
ambient air temperature for storage	-40...158 °F (-40...70 °C)
vibration resistance	7 gn, amplitude = +/- 1 mm (f = 10...55 Hz) conforming to IEC 60068-2-6
shock resistance	30 gn (duration = 11 ms) conforming to IEC 60068-2-27

The information provided in this documentation contains general descriptions and/or technical characteristics of the products contained herein. This documentation is not intended as a substitute for and is not to be used for determining suitability or reliability of these products for specific user applications. It is the duty of any such user or integrator to perform the appropriate and complete risk analysis, evaluation and testing of the products with respect to the relevant specific application or use thereof. Neither Schneider Electric Industries SAS nor any of its affiliates or subsidiaries shall be responsible or liable for misuse of the information contained herein.

IP degree of protection

IP65 (double insulation) conforming to IEC 60529  
IP67 (double insulation) conforming to IEC 60529  
IP69K (double insulation) conforming to DIN 40050

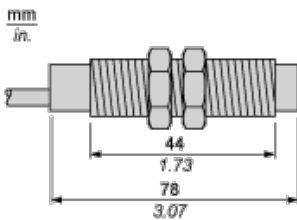
## Offer Sustainability

Not Green Premium product	Not Green Premium product
Compliant - since 0724 - Schneider Electric declaration of conformity	Compliant - since 0724 - Schneider Electric declaration of conformity
Reference not containing SVHC above the threshold	Reference not containing SVHC above the threshold
WARNING: This product can expose you to chemicals including:	WARNING: This product can expose you to chemicals including:
Diisononyl phthalate (DINP), which is known to the State of California to cause cancer, and	Diisononyl phthalate (DINP), which is known to the State of California to cause cancer, and
Di-isodecyl phthalate (DIDP), which is known to the State of California to cause birth defects or other reproductive harm.	Di-isodecyl phthalate (DIDP), which is known to the State of California to cause birth defects or other reproductive harm.
For more information go to <a href="http://www.p65warnings.ca.gov">www.p65warnings.ca.gov</a>	For more information go to <a href="http://www.p65warnings.ca.gov">www.p65warnings.ca.gov</a>

## Contractual warranty

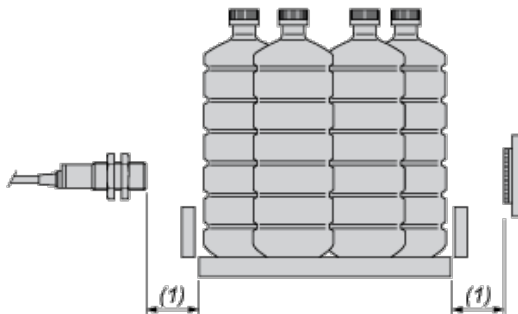
Warranty period	18 months
-----------------	-----------

## Dimensions



## Setting-up

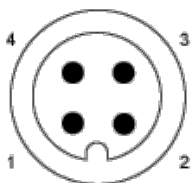
### Recommended Distances and Application Restraints



(1) Blind zone : 0 m

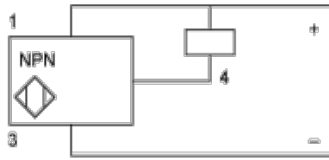
## Wiring Schemes

### M12 Connector



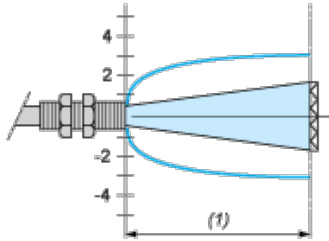
- 3 : (-)
- 1 : (+)
- 4 : OUT/Output
- 2 : Not connected

## NPN



## Detection Curves

### Line of Sight Along Case Axis



$S_n \leq 1.4 \text{ m}$



Компания «ЭлектроПласт» предлагает заключение долгосрочных отношений при поставках импортных электронных компонентов на взаимовыгодных условиях!

Наши преимущества:

- Оперативные поставки широкого спектра электронных компонентов отечественного и импортного производства напрямую от производителей и с крупнейших мировых складов;
- Поставка более 17-ти миллионов наименований электронных компонентов;
- Поставка сложных, дефицитных, либо снятых с производства позиций;
- Оперативные сроки поставки под заказ (от 5 рабочих дней);
- Экспресс доставка в любую точку России;
- Техническая поддержка проекта, помощь в подборе аналогов, поставка прототипов;
- Система менеджмента качества сертифицирована по Международному стандарту ISO 9001;
- Лицензия ФСБ на осуществление работ с использованием сведений, составляющих государственную тайну;
- Поставка специализированных компонентов (Xilinx, Altera, Analog Devices, Intersil, Interpoint, Microsemi, Aeroflex, Peregrine, Syfer, Eurofarad, Texas Instrument, Miteq, Cobham, E2V, MA-COM, Hittite, Mini-Circuits, General Dynamics и др.);

Помимо этого, одним из направлений компании «ЭлектроПласт» является направление «Источники питания». Мы предлагаем Вам помощь Конструкторского отдела:

- Подбор оптимального решения, техническое обоснование при выборе компонента;
- Подбор аналогов;
- Консультации по применению компонента;
- Поставка образцов и прототипов;
- Техническая поддержка проекта;
- Защита от снятия компонента с производства.



#### Как с нами связаться

**Телефон:** 8 (812) 309 58 32 (многоканальный)

**Факс:** 8 (812) 320-02-42

**Электронная почта:** [org@eplast1.ru](mailto:org@eplast1.ru)

**Адрес:** 198099, г. Санкт-Петербург, ул. Калинина, дом 2, корпус 4, литера А.