



200W Desktop C14 Adapter Series



Features

- DOE Level VI Efficiency Compliant
- ErP/Ecodesign Directive 2009/125/EC – Regulation EU 2019/1782 Compliant
- Over Voltage, Short Circuit and Over Current Protection
- Non-Vented/Spill-Proof Case
- Class B EMI

Applications

- Networking
- Peripherals
- Consumer Electronics



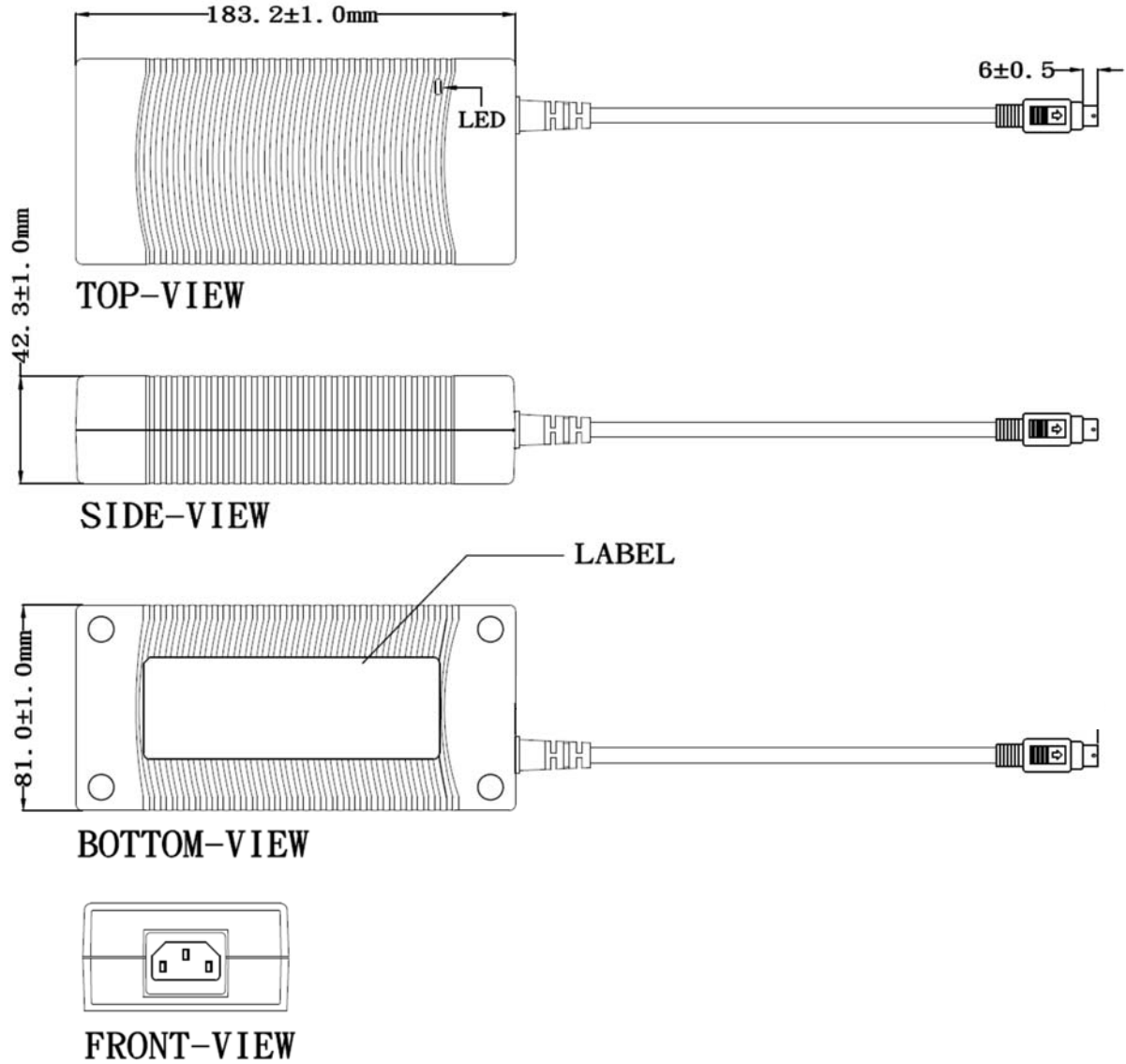
PPL200U Series Specifications¹

| Model | | PPL200U-120 | PPL200U-135 | PPL200U-190 | PPL200U-240 |
|--------------------------|---|---|-------------|-------------|-------------|
| Output | DC Output Voltage | 12.0V | 13.5V | 19.0V | 24.0V |
| | Max Current | 16.0A | 14.0A | 10.5A | 8.3A |
| | Output Power | 192.0W | 189.0W | 199.5W | 199.2W |
| | Regulation | ± 5% | ± 5% | ± 5% | ± 5% |
| | Ripple & Noise P-P(max) ² | 150mV | 200mV | 190mV | 240mV |
| Input | AC Input Voltage Range | 90 to 264VAC | | | |
| | AC Input Frequency | 47 to 63Hz | | | |
| | Input Current | 2.8A max | | | |
| | Inrush Current | 100A max., 240VAC (Cold start at ambient 25°C, full load) | | | |
| | No Load Power Consumption at 115VAC Input | 0.133W | 0.13W | 0.129W | 0.129W |
| | No Load Power Consumption at 230VAC Input | 0.137W | 0.14W | 0.141W | 0.137W |
| | 115VAC Average Efficiency ³ | 89.8% | 90.3% | 89.7% | 91.4% |
| | 230VAC Average Efficiency ³ | 91.1% | 91.3% | 90.8% | 92.0% |
| | 230VAC 10% Load Efficiency ³ | 85.3% | 80.3% | 83.1% | 86.0% |
| | Leakage Current | <3.5mA | | | |
| Protection | Over-Voltage | 150% max | 150% max | 150% max | 150% max |
| | Short Circuit | Shutdown | | | |
| | Over-Current | 150% max | 150% max | 150% max | 150% max |
| Environmental | Operating Temperature | 0°C to +40°C | | | |
| | Non-Operating Temperature | -20° to +80°C | | | |
| | Operating Humidity | 20 to +80% | | | |
| Safety Approvals and EMC | Dielectric Withstand (HI-POT) | Primary to Secondary: 3000VAC for 1min, 10mA | | | |
| | Insulation Resistance | Primary to Secondary: 10M ohm for 500VDC | | | |
| | Standards | cULus 62368-1, IEC 62368-1 | | | |
| | EMI Emissions | FCC Part 15 Class B, CAN ICES-003(B)/NMB-003(B), EN 55032/CISPR 32 Class B Conducted and Radiated | | | |
| | Harmonic Current Emissions | IEC 61000-3-2 | | | |
| | Voltage Fluctuations & Flicker | IEC 61000-3-3 | | | |
| | Immunity | EN 55024/CISPR 24: IEC 61000-4-2, IEC 61000-4-3, IEC 61000-4-4, IEC 61000-4-5, IEC 61000-4-6, IEC 61000-4-8, IEC 61000-4-11 | | | |
| Mechanical | Dimensions (L x W x H) | 183.2mm (7.21in) x 81mm (3.19in) x 42.3mm (1.67in) | | | |
| | Weight | 820g | | | |
| | Cable Length | 1200mm | | 1500mm | |
| | DC Cable Type | 16AWG*4C | | | |
| | DC Output Connector | 4 pin DIN | | | |
| | DC Plug Pin Assignment | P1(+); P2(+); P3(-); P4(-) | | | |
| | Input Connector | IEC 60320 C14 | | | |

| Model | | PPL200U-480 | PPL200U-560 |
|--------------------------|---|---|-------------|
| Output | DC Output Voltage | 48.0V | 56.0V |
| | Max Current | 4.17A | 3.58A |
| | Output Power | 200.16W | 200.48W |
| | Regulation | ± 5% | ± 5% |
| | Ripple & Noise P-P(max) ² | 480mV | 560mV |
| Input | AC Input Voltage Range | 90 to 264VAC | |
| | AC Input Frequency | 47 to 63Hz | |
| | Input Current | 2.8A max | |
| | Inrush Current | 100A max., 240VAC (Cold start at ambient 25°C, full load) | |
| | No Load Power Consumption at 115VAC Input | 0.142W | 0.129W |
| | No Load Power Consumption at 230VAC Input | 0.149W | 0.139W |
| | 115VAC Average Efficiency ³ | 92.3% | 92.3% |
| | 230VAC Average Efficiency ³ | 93.3% | 93.4% |
| | 230VAC 10% Load Efficiency ³ | 90.1% | 85.1% |
| | Leakage Current | <3.5mA | |
| Protection | Over-Voltage | 150% max | 150% max |
| | Short Circuit | Shutdown | |
| | Over-Current | 150% max | 150% max |
| Environmental | Operating Temperature | 0°C to +40°C | |
| | Non-Operating Temperature | -20° to +80°C | |
| | Operating Humidity | 20 to +80% | |
| Safety Approvals and EMC | Dielectric Withstand (HI-POT) | Primary to Secondary: 3000VAC for 1min, 10mA | |
| | Insulation Resistance | Primary to Secondary: 10M ohm for 500VDC | |
| | Standards | cULus 62368-1, IEC 62368-1 | |
| | EMI Emissions | FCC Part 15 Class B, CAN ICES-003(B)/NMB-003(B), EN 55032/CISPR 32 Class B Conducted and Radiated | |
| | Harmonic Current Emissions | IEC 61000-3-2 | |
| | Voltage Fluctuations & Flicker | IEC 61000-3-3 | |
| | Immunity | EN 55024/CISPR 24: IEC 61000-4-2, IEC 61000-4-3, IEC 61000-4-4, IEC 61000-4-5, IEC 61000-4-6, IEC 61000-4-8, IEC 61000-4-11 | |
| Mechanical | Dimensions (L x W x H) | 183.2mm (7.21in) x 81mm (3.19in) x 42.3mm (1.67in) | |
| | Weight | 820g | |
| | Cable Length | 1500mm | |
| | DC Cable Type | 16 AWG*4C | |
| | DC Output Connector | 4 pin DIN | |
| | DC Plug Pin Assignment | P1(+); P2(+); P3(-); P4(-) | |
| | Input Connector | IEC 60320 C14 | |
| Notes | <ol style="list-style-type: none"> The specifications defined are at ambient temperature of 25°C, unless otherwise specified. 20MHz bandwidth frequency oscilloscope, add a 0.1µF multilayer Cap. and Low ESR Electrolytic Cap. (10µF) at output connector terminals (nominal line voltage, full load). Efficiency is measured after 30 minutes burn-in. | | |



PPL200U Outline Drawing



**Supplier's Declaration of Conformity
47 CFR § 2.1077 Compliance Information**

**PPL200U-120
PPL200U-135
PPL200U-190
PPL200U-240
PPL200U-480
PPL200U-560**

Phihong USA Corporation
47800 Fremont Boulevard
Fremont, CA 94538
Telephone: (510) 445-0100
www.phihong.com




NOTE: This model has/The models in this product series have been tested and found to comply with the limits for a Class B digital device, pursuant to part 15 of the FCC Rules. These limits are designed to provide reasonable protection against harmful interference in a residential installation. This equipment generates, uses and can radiate radio frequency energy and, if not installed and used in accordance with the instructions, may cause harmful interference to radio communications. However, there is no guarantee that interference will not occur in a particular installation. If this equipment does cause harmful interference to radio or television reception, which can be determined by turning the equipment off and on, the user is encouraged to try to correct the interference by one or more of the following measures:

- Reorient or relocate the receiving antenna.
- Increase the separation between the equipment and receiver.
- Connect the equipment into an outlet on a circuit different from that to which the receiver is connected.
- Consult the dealer or an experienced radio/TV technician for help.

Changes or modifications to equipment not expressly approved by PHIHONG could void the user's authority to operate the equipment.



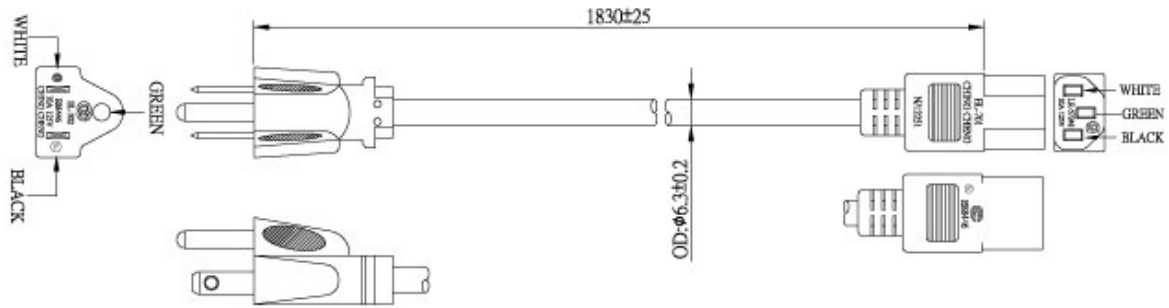
PPL200U Line Cords Sold Separately

| Model | | AC30UNA-R | AC30UEU-R | AC30UUK-R |
|------------------|-----------------|---|--|---|
| Specifications | Plug Type | North America NEMA 5-15P | Continental Europe CEE 7VIII | United Kingdom BS 1363 |
| | Connector | IEC320 C13 | IEC320 C13 | IEC320 C13 |
| | Wire Size | 18 AWG | 0.75mm | 1.0mm |
| | Temperature | 60°C | 70°C | 70 °C |
| | Amperage Rating | 10A | 6A | 10A |
| | Voltage Rating | 125V | 250V | 250V |
| | Cable Length | 1830mm | 1830mm | 2500mm |
| Safety Approvals | | CSA; UL | CEBEC; DEMKO; DVE; FIMKO; GOST; IMQ; KEMA; NEMKO; NF; OVE; SEMKO | BSI; Safety Mark |
| Photos | |  |  |  |

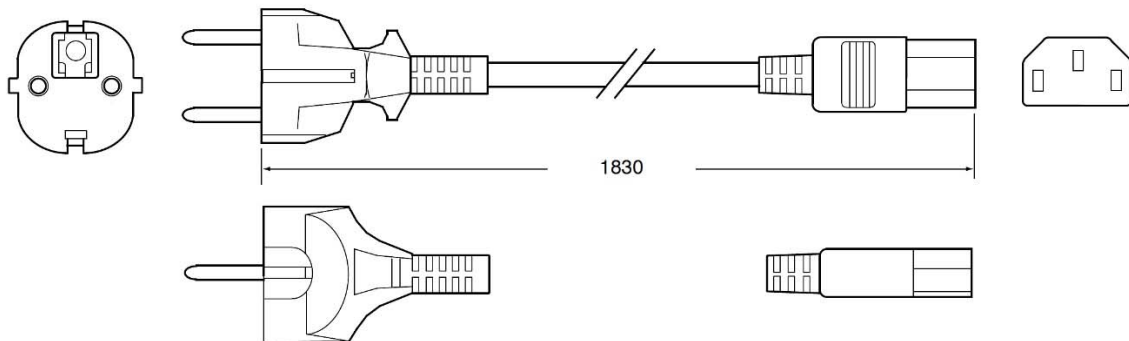


PPL200U Line Cords Outline Drawings

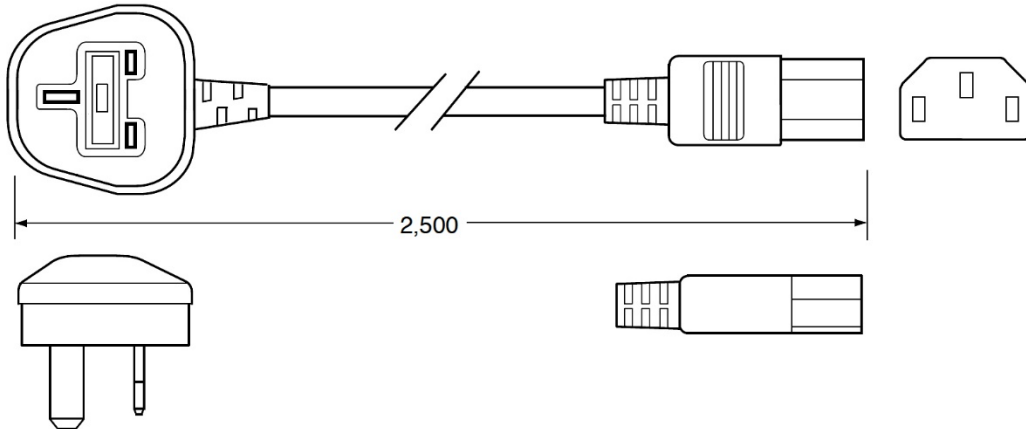
AC30UNA-R



AC30UEU-R



AC30UUK-R





Компания «ЭлектроПласт» предлагает заключение долгосрочных отношений при поставках импортных электронных компонентов на взаимовыгодных условиях!

Наши преимущества:

- Оперативные поставки широкого спектра электронных компонентов отечественного и импортного производства напрямую от производителей и с крупнейших мировых складов;
- Поставка более 17-ти миллионов наименований электронных компонентов;
- Поставка сложных, дефицитных, либо снятых с производства позиций;
- Оперативные сроки поставки под заказ (от 5 рабочих дней);
- Экспресс доставка в любую точку России;
- Техническая поддержка проекта, помощь в подборе аналогов, поставка прототипов;
- Система менеджмента качества сертифицирована по Международному стандарту ISO 9001;
- Лицензия ФСБ на осуществление работ с использованием сведений, составляющих государственную тайну;
- Поставка специализированных компонентов (Xilinx, Altera, Analog Devices, Intersil, Interpoint, Microsemi, Aeroflex, Peregrine, Syfer, Eurofarad, Texas Instrument, Miteq, Cobham, E2V, MA-COM, Hittite, Mini-Circuits, General Dynamics и др.);

Помимо этого, одним из направлений компании «ЭлектроПласт» является направление «Источники питания». Мы предлагаем Вам помощь Конструкторского отдела:

- Подбор оптимального решения, техническое обоснование при выборе компонента;
- Подбор аналогов;
- Консультации по применению компонента;
- Поставка образцов и прототипов;
- Техническая поддержка проекта;
- Защита от снятия компонента с производства.



Как с нами связаться

Телефон: 8 (812) 309 58 32 (многоканальный)

Факс: 8 (812) 320-02-42

Электронная почта: org@eplast1.ru

Адрес: 198099, г. Санкт-Петербург, ул. Калинина, дом 2, корпус 4, литера А.