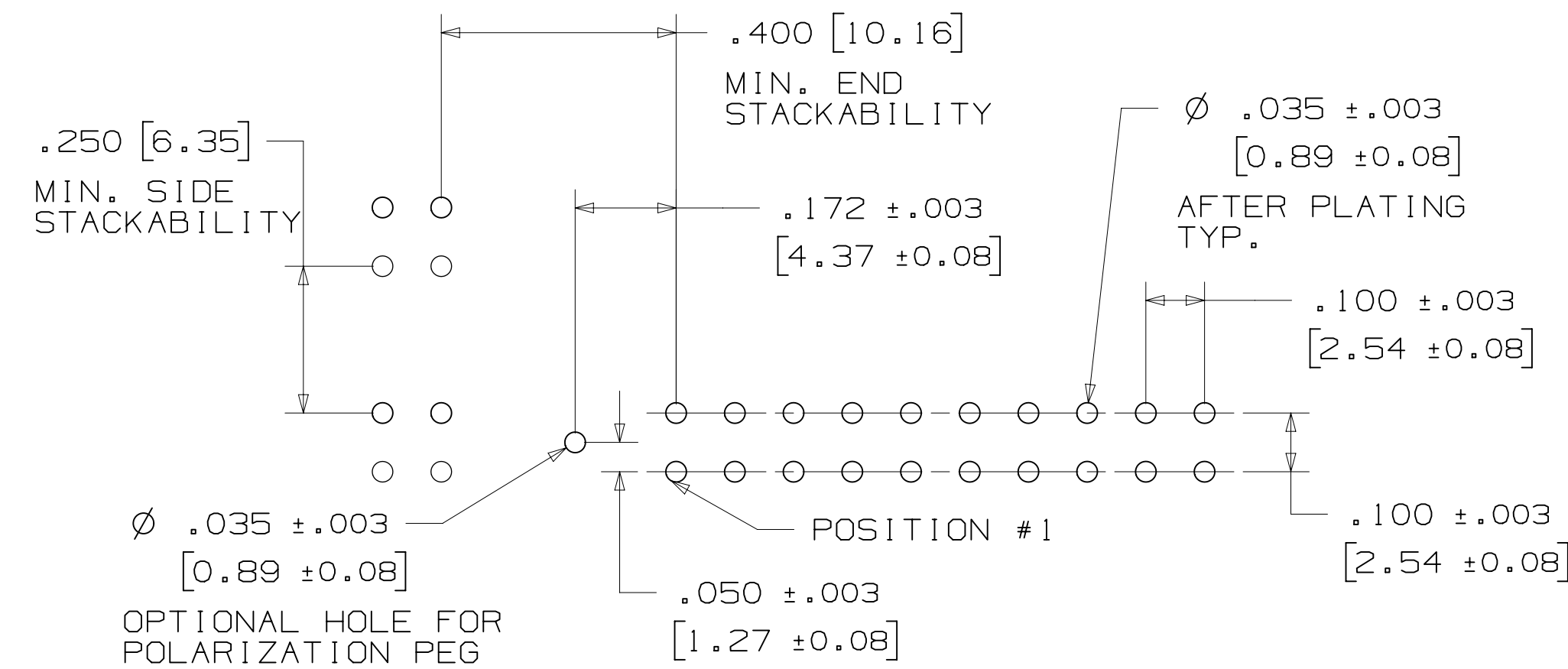
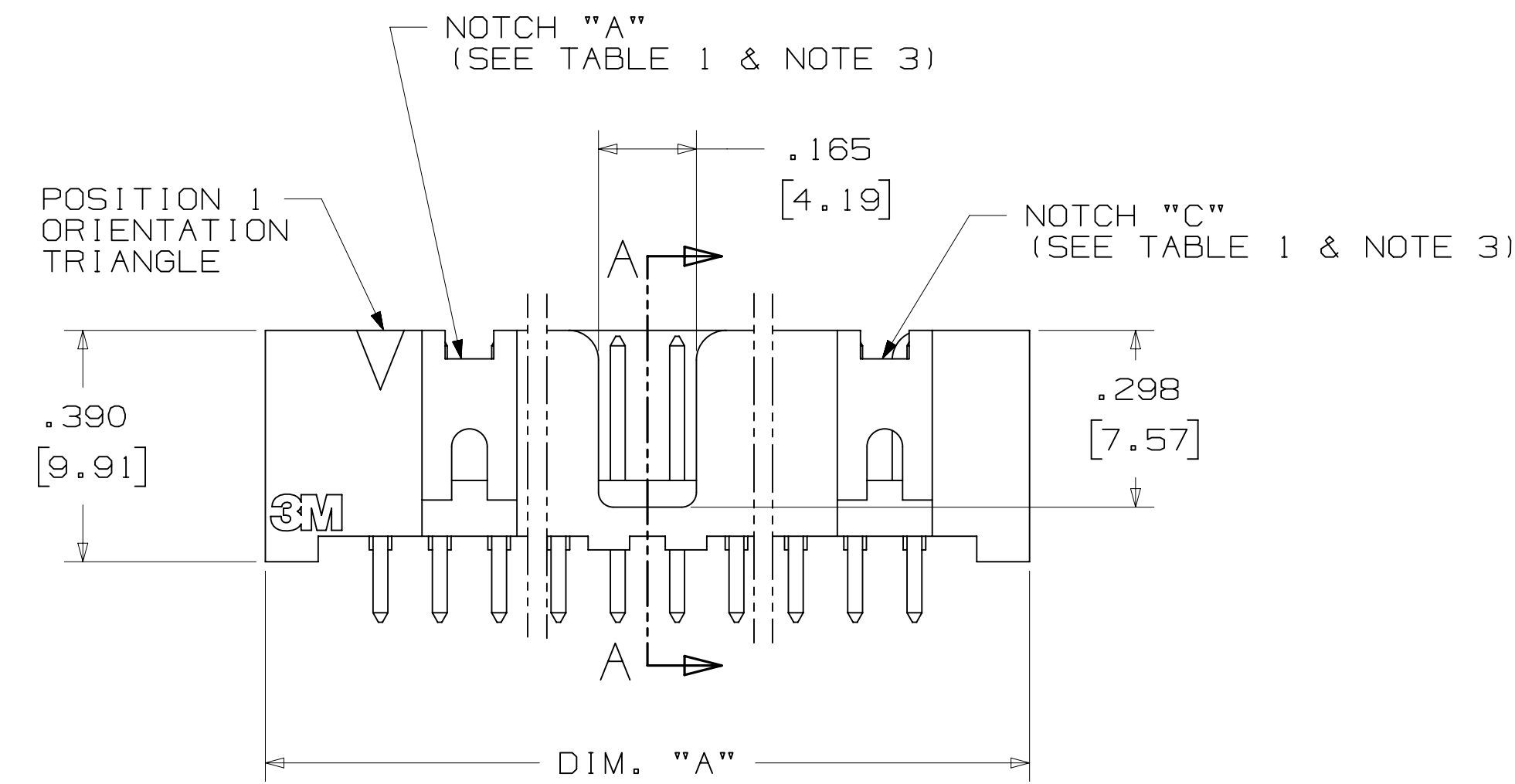
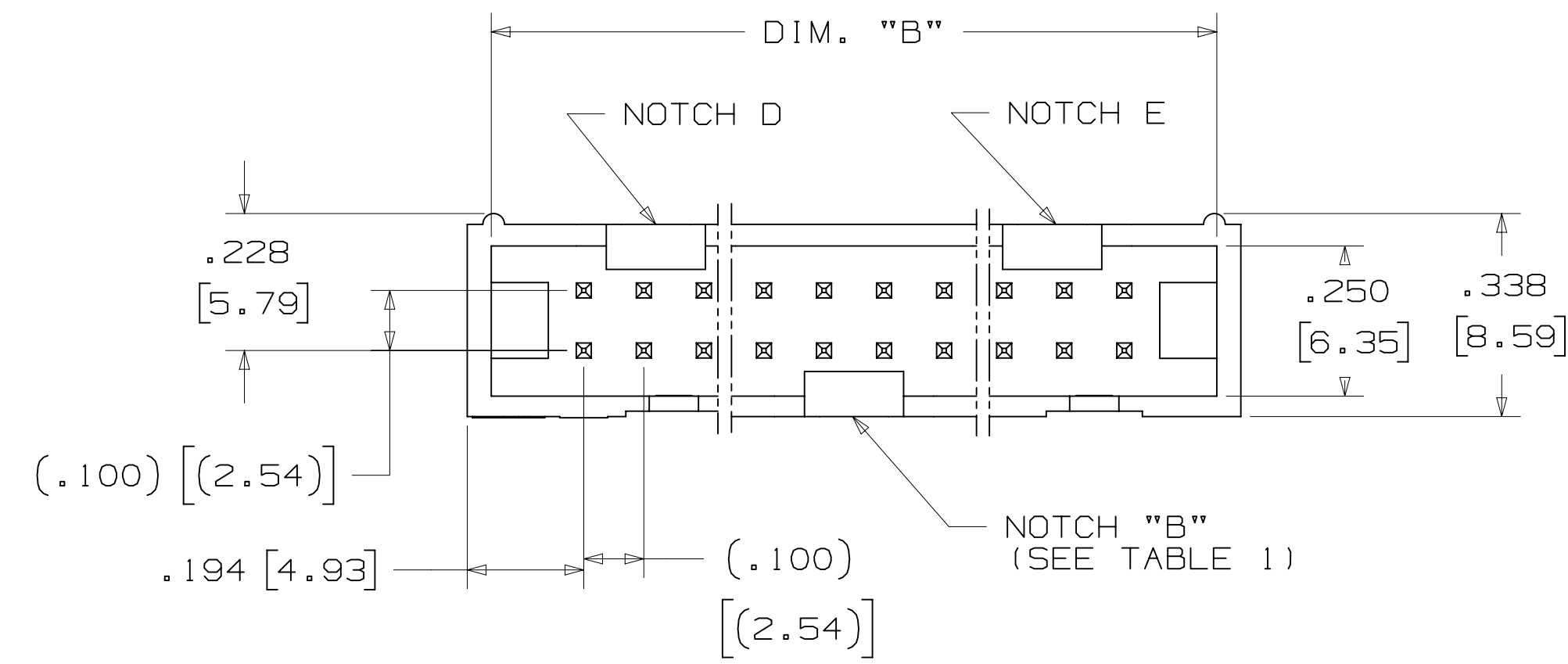


3M™ FOUR-WALL HEADER, 2500 SERIES
 .100" X .100" LOW PROFILE, SURFACE MOUNT, STRAIGHT AND RIGHT ANGLE THROUGH-HOLE



TABLE 1				
PIN QTY.	DIM. "A"	DIM. "B"	POLARIZING NOTCHES	PIN QTY.
06	.588 [14.94]	.508 [12.90]	B	06
08	.688 [17.48]	.608 [15.44]	B	08
10	.788 [20.02]	.708 [17.98]	BC	10
14	.988 [25.10]	.908 [23.06]	BCDE	14
16	1.088 [27.64]	1.008 [25.60]	ABCDE	16
20	1.288 [32.72]	1.208 [30.68]	ABCDE	20
24	1.488 [37.80]	1.408 [35.76]	ABCDE	24
26	1.588 [40.34]	1.508 [38.30]	ABCDE	26
30	1.788 [45.42]	1.708 [43.38]	ABCDE	30
34	1.988 [50.50]	1.908 [48.46]	ABCDE	34
36	2.088 [53.04]	2.008 [51.00]	ABCDE	36
40	2.288 [58.12]	2.208 [56.08]	ABCDE	40
50	2.788 [70.82]	2.708 [68.78]	ABCDE	50
60	3.288 [83.52]	3.208 [81.48]	ABCDE	60
64	3.488 [88.60]	3.408 [86.56]	ABCDE	64



ORDERING INFORMATION
 STRAIGHT VERSION

X25XX - 60XX - XX

N = HIGH TEMP BLACK (PCT)
 (RB, UB OR UG PLATING REQ'D)
 BLANK = (UB OR UG PLATING)

PIN QUANTITY:
 (SEE TABLE 1)

SOLDER TAIL:
 02 = FOR .062 [1.57] THICK BOARD
 03 = FOR .094 TO .125 [2.39 TO 3.18]
 THICK BOARD

PLATING:
 RB = 30µ" [0.76µm] AVG. GOLD
 200µ" [5.08µm] MATTE TIN (RIA, E1 & C1 APPLY)
 UG = 15µ" [0.38µm] AVG. GOLD
 200µ" [5.08µm] 60:40 TIN-LEAD SOLDER TAILS
 (RIA E3 & C2 APPLY)
 UB = 30µ" [0.76µm] AVG. GOLD
 200µ" [5.08µm] 60:40 TIN LEAD SOLDER TAILS
 (RIA E3 & C2 APPLY)

RECOMMENDED HOLE PATTERN
 SHOWN FROM COMPONENT SIDE

DESIGN REFERENCE	NEXT ASSEMBLY	REV	ECO	ISSUE DATE AND DESCRIPTION	DRFT	CHKD
DATE	DATE	DATE	DATE	DATE	DATE	DATE
DIVISION	DIVISION CODE					
Interconnect Solutions	EMSD	© 3M COPYRIGHT 2016 This document and the information it contains are 3M property and may not be reproduced or further distributed without 3M permission, or used or disclosed other than for 3M authorized purposes. All rights reserved.				
DO NOT SCALE DRAWING	SCALE 4/1	TOLERANCES EXCEPT AS NOTED INCHES .00 ± .01 .000 ± .005 .0000 ±				
THIRD ANGLE PROJECTION	INTERPRET PER ASME Y14.5 - 2009	MILLIMETERS 0 ± .0 ± .3 .00 ± .13 .000 ±				
MAX SURFACE ROUGHNESS	MARKED ONLY	TITLE HEADER, 4-WALL, LO-PRO, .100 X .100, SMT, STRAIGHT & RA				
		CAGE NUMBER	SIZE	DRAWING NO.	REV.	
		D		78-5100-0770-7	N	
		MODEL	2500 SERIES	DET	ISTS	YES X NO
						SHT 2 OF 5

78-5100-0770-7
 N
 REVISION
 DRAWING NUMBER
 11:10 AM UTC-05:00
 Imaged: N.1 B/5/2016

3M™ FOUR-WALL HEADER, 2500 SERIES

.100" X .100" LOW PROFILE, SURFACE MOUNT, STRAIGHT AND RIGHT ANGLE THROUGH-HOLE



SECTION C - C

TABLE 1					
PIN QTY.	DIM. "A"	DIM. "B"	POLARIZING NOTCHES	TAPE AND REEL PKG CODE	PIN QTY.
06	.588 [14.94]	.508 [12.90]	B	WD (44 MM)	06
08	.688 [17.48]	.608 [15.44]	B	WD (44 MM)	08
10	.788 [20.02]	.708 [17.98]	BC	WD (44 MM)	10
14	.988 [25.10]	.908 [23.06]	BCDE	WD (44 MM)	14
16	1.088 [27.64]	1.008 [25.60]	ABCDE	WD (44 MM)	16
20	1.288 [32.72]	1.208 [30.68]	ABCDE	WE (56 MM)	20
24	1.488 [37.80]	1.408 [35.76]	ABCDE	WE (56 MM)	24
26	1.588 [40.34]	1.508 [38.30]	ABCDE	WE (56 MM)	26
30	1.788 [45.42]	1.708 [43.38]	ABCDE	WF (72 MM)	30
34	1.988 [50.50]	1.908 [48.46]	ABCDE	WF (72 MM)	34
36	2.088 [53.04]	2.008 [51.00]	ABCDE	WG (88 MM)	36
40	2.288 [58.12]	2.208 [56.08]	ABCDE	WG (88 MM)	40
50	2.788 [70.82]	2.708 [68.78]	ABCDE	WG (88 MM)	50
60	3.288 [83.52]	3.208 [81.48]	ABCDE	WH (120 MM)	60
64	3.488 [88.60]	3.408 [86.56]	ABCDE	WH (120 MM)	64



RECOMMENDED PAD LAYOUT

ORDERING INFORMATION SURFACE MOUNT VERSION

N25XX-6VOC-XX-XX

N = HIGH TEMP BLACK (PCT) (RB PLATING REQ'D)

PIN QUANTITY: (SEE TABLE 1)

PACKAGING OPTIONS:
WX = TAPE & REEL PACKAGING (SEE TABLE 1)

PLATING:
RB = 30µ" [0.76µm] AVG. GOLD
200µ" [5.08µm] MATTE TIN (RIA, E1 & C1 APPLY)

DESIGN REFERENCE	NEXT ASSEMBLY	REV	ECO	ISSUE DATE AND DESCRIPTION	DRFT	CHKD
3M Center St. Paul, MN 55144	EMSD	CASTIGLIONE	AUG 11, 2014	REVISED AND REDRAWN	JNC	RS
DIVISION: Interconnect Solutions SCALE: 4/1 DO NOT SCALE DRAWING THIRD ANGLE PROJECTION INTERPRET PER ASME Y14.5 - 2009 MAX SURFACE ROUGHNESS: 1.3 SURFACES: MARKED ONLY		DIVISION CODE: EMSD TOLERANCES EXCEPT AS NOTED: INCHES: .00 ± .01, .000 ± .005, .0000 ± MILLIMETERS: 0 ±, .0 ± .3, .00 ± .13, .000 ±		DATE: AUG 11, 2014 DATE: SEP 05, 2014 APPR: R. SCHERER		
TITLE: HEADER, 4-WALL, LO-PRO, .100 X .100, SMT, STRAIGHT & RA		CAGE NUMBER: D78-5100-0770-7 MODEL: 2500 SERIES		REV. N SHT 4 OF 5		

78-5100-0770-7
 N
 REV. N
 SHT 4 OF 5

3M™ FOUR-WALL HEADER, 2500 SERIES
 .100" X .100" LOW PROFILE, SURFACE MOUNT, STRAIGHT AND RIGHT ANGLE THROUGH-HOLE

PART CUSTOMIZATION

THIS SPEC SHEET DETAILS OUR STANDARD OFFERING.
 3M HAS SEVERAL CAPABILITIES THAT CAN PROVIDE A PART TAILORED TO YOUR SPECIFIC NEEDS. ASK YOUR 3M SALES REPRESENTATIVE OR CUSTOMER SERVICE FOR MORE DETAILS.
 * SELECTIVE PIN REMOVAL (FOR BOARD ASSEMBLY POLARIZATION).
 * DIFFERENT PIN LENGTHS.

LOW PROFILE LATCH



PART NO.	MATERIAL	COLOR
3505-33B	NYLON	BLACK

NOTE:
 LATCHES NOT COMPATIBLE WITH REFLOW SOLDERING.
 ATTACH LATCHES AFTER SOLDERING.

POLARIZING POST



PART NO.	MATERIAL	COLOR
3201-3	PCT	BLACK

POLARIZING KEY



3M PART NO.	MATERIAL	COLOR	DIM. "A"
N3518	LCP	BLACK	.02

NOTE:
 #2216 B/A SCOTCHWELD CAN BE USED TO ADHERE KEYS.

SHORT/LONG SOCKET RETAINER CLIP



PIN QTY.	DIM. "A"
06	N/A
08	N/A
10	.81 [20.6]
14	1.02 [25.9]
16	1.12 [28.4]
20	1.32 [33.5]
24	1.52 [38.7]
26	1.63 [41.4]
30	1.83 [46.4]
34	2.03 [51.6]
36	N/A
40	2.33 [59.2]
50	2.83 [71.9]
60	3.33 [84.6]
64	3.53 [89.7]

NOTE:
 STAINLESS STEEL WITH GRAY POLYURETHANE COATING.

3505-8XXX
 CLIP HEIGHT CODE _____ PIN COUNT (SEE TABLE)
 0 = .31 [7.9] FOR SOCKETS WITHOUT STRAIN RELIEF
 1 = .53 [13.5] FOR SOCKETS WITH STRAIN RELIEF

NOTE:
 1) THE FOLLOWING RETAINER CLIPS HAVE BEEN DISCONTINUED:
 3505-8064
 3505-8124
 3505-8150

DESIGN REFERENCE	NEXT ASSEMBLY	REV	ECO	ISSUE DATE AND DESCRIPTION	DRFT	CHKD
				AUG 02, 2016	JNC	SC
				REVISE DIM ON SHT2 & CLIP CHART ON SHT5		
				AUG 11, 2014	JNC	RS
				REVISED AND REDRAWN		
				AUG 11, 2014		
				R. SCHERER		SEP 05, 2014
DIVISION: Interconnect Solutions SCALE: 4/1 DO NOT SCALE DRAWING		DIVISION CODE: EMSD TOLERANCES EXCEPT AS NOTED INCHES: .00 ± .01, .000 ± .005, .0000 ± MILLIMETERS: 0 ± .3, .00 ± .13 MAX SURFACE ROUGHNESS: SURFACES MARKED ONLY		3M Center St. Paul, MN 55144 © 3M COPYRIGHT 2016 This document and the information it contains are 3M property and may not be reproduced or further distributed without 3M permission, or used or disclosed other than for 3M authorized purposes. All rights reserved.		
THIRD ANGLE PROJECTION INTERPRET PER ASME Y14.5 - 2009		TITLE: HEADER, 4-WALL, LO-PRO, .100 X .100, SMT, STRAIGHT & RA		CAGE NUMBER: D78-5100-0770-7 MODEL: 2500 SERIES SHEET: 5 OF 5		

78-5100-0770-7
 N
 REVISION
 11:10 AM UTC-05:00
 8/5/2016



Компания «ЭлектроПласт» предлагает заключение долгосрочных отношений при поставках импортных электронных компонентов на взаимовыгодных условиях!

Наши преимущества:

- Оперативные поставки широкого спектра электронных компонентов отечественного и импортного производства напрямую от производителей и с крупнейших мировых складов;
- Поставка более 17-ти миллионов наименований электронных компонентов;
- Поставка сложных, дефицитных, либо снятых с производства позиций;
- Оперативные сроки поставки под заказ (от 5 рабочих дней);
- Экспресс доставка в любую точку России;
- Техническая поддержка проекта, помощь в подборе аналогов, поставка прототипов;
- Система менеджмента качества сертифицирована по Международному стандарту ISO 9001;
- Лицензия ФСБ на осуществление работ с использованием сведений, составляющих государственную тайну;
- Поставка специализированных компонентов (Xilinx, Altera, Analog Devices, Intersil, Interpoint, Microsemi, Aeroflex, Peregrine, Syfer, Eurofarad, Texas Instrument, Miteq, Cobham, E2V, MA-COM, Hittite, Mini-Circuits, General Dynamics и др.);

Помимо этого, одним из направлений компании «ЭлектроПласт» является направление «Источники питания». Мы предлагаем Вам помощь Конструкторского отдела:

- Подбор оптимального решения, техническое обоснование при выборе компонента;
- Подбор аналогов;
- Консультации по применению компонента;
- Поставка образцов и прототипов;
- Техническая поддержка проекта;
- Защита от снятия компонента с производства.



Как с нами связаться

Телефон: 8 (812) 309 58 32 (многоканальный)

Факс: 8 (812) 320-02-42

Электронная почта: org@eplast1.ru

Адрес: 198099, г. Санкт-Петербург, ул. Калинина, дом 2, корпус 4, литера А.