

LPS170 Series

175 Watts

Total Power: 100 - 175 Watts
Input Voltage: 85-264 VAC
120-300 VDC
of Outputs: Single



Special Features

- Active power factor correction
- IEC EN61000-3-2 compliance
- Wide Range Adjustable output
- Remote sense on main output
- Single wire current sharing
- Power fail and remote inhibit
- Built-in EMI filter
- Low output ripple
- Overvoltage protection
- Overload protection
- Thermal overload protection
- DC power good
- 5 V standby output
- 12 V Aux output
- Optional cover (-C suffix)

Safety

- **VDE** 0805/EN60950 (IEC950)
- **UL** UL1950
- **CB** Certificate and report
- **CSA** CSA 22.2-234 Level 3
- **CE** Mark (LVD)
- **NEMKO** EN 60950/EMKO-TUE

Electrical Specifications

Input

Input range:	85-264 VAC; 120-300 VDC
Frequency:	47-63 Hz
Inrush current:	38 A max, cold start @ 25°C
Efficiency:	75% typical at full load
EMI filter:	FCC Class B conducted CISPR 22 Class B conducted EN55022 Class B conducted VDE 0878 PT3 Class B conducted
Power Factor:	0.99 typical
Safety ground leakage current:	1.0 mA @ 50/60 Hz, 264 VAC input

Output

Maximum power:	110 W convection (75 W with cover) 175 W with 30 CFM forced air (130 W with cover)
Adjustment range:	2:1 wide ratio minimum
Standby outputs:	5 V @ 2 A regulated ±5%
Hold-up time:	20 ms @175 W load at nominal line
Overload protection:	Short circuit protection on all outputs. Case overload protected @ 110-145% above peak rating
Overvoltage protection:	10% to 40% above nominal output
Aux output:	12 V @ 1 A -5 %, +10%



Logic Control

Power failure:	TTL logic signal goes high 100 - 500 msec after V1 output; It goes low at least 4 msec before loss of regulation
Remote inhibit:	Requires contact closure to inhibit outputs
Remote sense:	Compensates for 0.5 V lead drop min. Will operate without remote sense connected. Reverse connection protected.
DC - OK:	TTL logic signal goes high after main output is in regulation. It goes low when there is a loss of regulation

Pin Assignments

Connector	LPS17x	
SK1	PIN 1	+12 V
	PIN 2	5 V Standby
	Pin 3	Common
	Pin 4	V1 SWP
	PIN 5	Common
	PIN 6	+V1 sense
	PIN 7	Sense common
	PIN 8	Remote inhibit
	PIN 9	DC power good
	PIN 10	POK
SK2	TB-1	COMMON
	TB-2	Main output
SK3	PIN 1	GROUND
	PIN 2	LINE
	Pin 5	NEUTRAL

Environmental Specifications

Operating temperature:	0° to 50 °C ambient; derate each output at 2.5% per degree from 50° to 70 °C
Low temperature start:	-20 °C
Temperature coefficient:	±0.4% per °C
Storage temperature:	-40° to 85 °C
Electromagnetic susceptibility:	Designed to meet IEC EN61000-4, -2, -3, -4, -5, -6, -8, -11 Level 3
Humidity:	Operating; non-condensing 5% to 95%
Vibration:	Three orthogonal axes, sweep at 1 oct/min, 5 min. dwell at four major resonances 0.75G peak 5Hz to 500Hz, operational
MTBF demonstrated:	>550,000 hours at full load and 25 °C ambient conditions

Mating Connectors

AC Input (SK3):	Molex 09-50-8051 (USA) Molex 09-91-0500 (UK) PINS: 08-58-0111
DC Outputs (SK2):	Molex 19141-0058
Control Signals (SK1):	Molex 90142-0010 (USA) PINS: 90119-2110 or Amp: 87977-3 PINS: 87309-8
Emerson Network Power Connector Kit #70-841-016, includes all of the above	
1. Specifications subject to change without notice.	
2. All dimensions in inches (mm), tolerance is ±0.02" (±0.5mm)	
3. Mounting holes M1 and M2 should be grounded for EMI purposes.	
4. Mounting hole M1 is safety ground connection.	
5. Specifications are for convection rating at factory settings at 115 VAC input, 25 °C unless otherwise stated.	
6. Warranty: 2 year	
7. Weight: 1.8 lbs/0.85 kg	

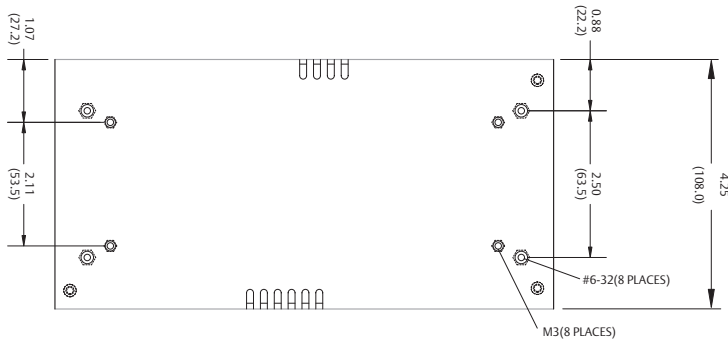
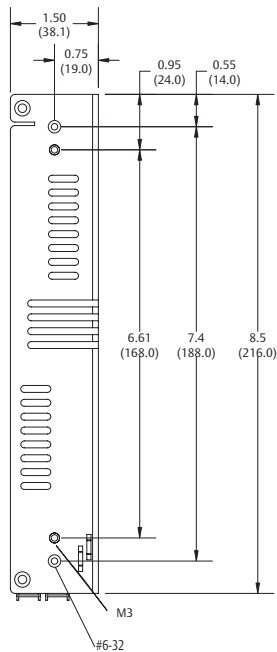
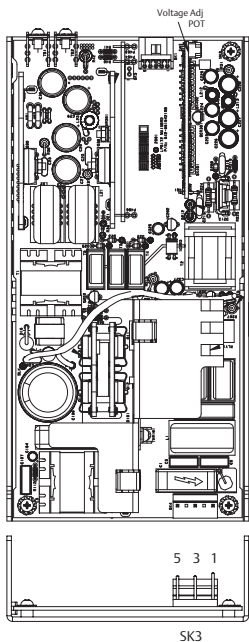
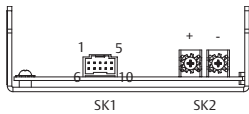
Ordering Information

Model Number	Output Voltage	Minimum Load	Maximum Load with Convection Cooling	Maximum Load with 30CFM Forced Air	Peak Load ¹	Regulation ²	Ripple P/P (PARD) ³
LPS172	5 V (2.5 - 6 V)	0 A	22 A	35 A	38 A	±2%	50 mV
LPS173	12 V (6 - 12 V)	0 A	9.1 A	15 A	16.5 A	±2%	120 mV
LPS174	15 V (12 - 24 V)	0A	7.3 A	12 A	13.2 A	±2%	<1%
LPS175	24 V (24 - 54 V)	0A	4.5 A	7.5 A	8.2 A	±2%	<1%

1. Peak current lasting <30 seconds with a maximum 10% duty cycle.
2. At 25 °C including initial tolerance, line voltage, load currents and output voltages adjusted to factory settings.
3. Peak-to-peak with 20 MHz bandwidth and 10 µF in parallel with a 0.1 µF capacitor at rated line voltage and load ranges.
4. Remote inhibit resets OVP latch.

Note: -C suffix added to the model number indicates cover option.

Mechanical Drawing



Americas

5810 Van Allen Way
Carlsbad, CA 92008
USA
Telephone: +1 760 930 4600
Facsimile: +1 760 930 0698

Europe (UK)

Waterfront Business Park
Merry Hill, Dudley
West Midlands, DY5 1LX
United Kingdom
Telephone: +44 (0) 1384 842 211
Facsimile: +44 (0) 1384 843 355

Asia (HK)

14/F, Lu Plaza
2 Wing Yip Street
Kwun Tong, Kowloon
Hong Kong
Telephone: +852 2176 3333
Facsimile: +852 2176 3888

For global contact, visit:

www.PowerConversion.com
techsupport.embeddedpower@emerson.com

While every precaution has been taken to ensure accuracy and completeness in this literature, Emerson Network Power assumes no responsibility, and disclaims all liability for damages resulting from use of this information or for any errors or omissions.

Emerson Network Power.
The global leader in enabling
business-critical continuity.

- AC Power
- Connectivity
- DC Power
- Embedded Computing
- **Embedded Power**
- Monitoring
- Outside Plant
- Power Switching & Controls
- Precision Cooling
- Racks & Integrated Cabinets
- Services
- Surge Protection

EmersonNetworkPower.com

Emerson Network Power and the Emerson Network Power logo are trademarks and service marks of Emerson Electric Co.
©2009 Emerson Electric Co.



Компания «ЭлектроПласт» предлагает заключение долгосрочных отношений при поставках импортных электронных компонентов на взаимовыгодных условиях!

Наши преимущества:

- Оперативные поставки широкого спектра электронных компонентов отечественного и импортного производства напрямую от производителей и с крупнейших мировых складов;
- Поставка более 17-ти миллионов наименований электронных компонентов;
- Поставка сложных, дефицитных, либо снятых с производства позиций;
- Оперативные сроки поставки под заказ (от 5 рабочих дней);
- Экспресс доставка в любую точку России;
- Техническая поддержка проекта, помощь в подборе аналогов, поставка прототипов;
- Система менеджмента качества сертифицирована по Международному стандарту ISO 9001;
- Лицензия ФСБ на осуществление работ с использованием сведений, составляющих государственную тайну;
- Поставка специализированных компонентов (Xilinx, Altera, Analog Devices, Intersil, Interpoint, Microsemi, Aeroflex, Peregrine, Syfer, Eurofarad, Texas Instrument, Miteq, Cobham, E2V, MA-COM, Hittite, Mini-Circuits, General Dynamics и др.);

Помимо этого, одним из направлений компании «ЭлектроПласт» является направление «Источники питания». Мы предлагаем Вам помощь Конструкторского отдела:

- Подбор оптимального решения, техническое обоснование при выборе компонента;
- Подбор аналогов;
- Консультации по применению компонента;
- Поставка образцов и прототипов;
- Техническая поддержка проекта;
- Защита от снятия компонента с производства.



Как с нами связаться

Телефон: 8 (812) 309 58 32 (многоканальный)

Факс: 8 (812) 320-02-42

Электронная почта: org@eplast1.ru

Адрес: 198099, г. Санкт-Петербург, ул. Калинина, дом 2, корпус 4, литера А.