

Interactive Catalog Supplements Catalog PDFs

If you need detailed product information, or help choosing the right product for your application, see our [Interactive Catalog](#). Use the [Interactive Catalog](#) to access the most complete and up-to-date information available.

The [Interactive Catalog](#) provides an extensive collection of product specifications, application data, and technical literature that can be searched based on criteria you select.

This PDF catalog information was published in November 2000.



Sensing and Control
[Interactive Catalog...](#)

**Click this icon to try
the Interactive Catalog.**

Sensing and Control

Honeywell Inc.


11 West Spring Street

Freeport, IL 61032

Manual Switches

Toggle Switch Assemblies

6AT SERIES



FEATURES

- 2-position, momentary and maintained action.
- 1, 2 or 3 SPDT precision basic switches.
- Short behind-panel depth.
- Choice of 1/4 or 15/32-inch bushings.
- Silver or gold contacts.
- UL recognized, CSA certified basic switches.

ELECTRICAL RATINGS — Basic Switches

	UL/CSA Rating	Load	30 VDC Rating	
			Amps	
			Sea Level	50,000 ft.
Silver Contacts	5 amps, 125-250 VAC	Inductive Resistive Max. Inrush	3 5 24	2.5 5 24
Gold Contacts	1 amp, 125 VAC	Inductive Resistive Max. Inrush	0.5 1 2	0.5 1 2

2-POSITION ORDER GUIDE

Mounting Style	Toggle Lever Position		Number of Poles	Types Contacts	Solder Terminals	"T" Terminals	"T2" Terminals
	Keyway	Opposite Keyway					
1/4" Bushing With Key Tab	Maint.	Maint.	1	Silver	6AT2	6AT2-T 6AT68-T*	6AT2-T2 6AT68-T2*
				Gold	6AT23		6AT23-T2
			2	Silver	6AT3	6AT3-T	6AT3-T2
				Gold	—	6AT13-T	6AT13-T2
			3	Silver	6AT501	6AT501-T	
1/4" Bushing Without Key Tab	Maint.	Maint.	1	Silver	6AT1	6AT1-T	6AT1-T2
				Gold			6AT56-T2
			2	Silver	6AT4	—	6AT4-T2
1/4" Bushing With Key Washer	Maint.	Maint.	1	Silver		6AT201-T	
			2	Gold			6AT231-T2
15/32" Bushing With Key Washer	Maint.	Maint.	1	Silver	6AT6	6AT6-T	6AT6-T2
				Gold	6AT17		6AT17-T2
			2	Silver	6AT7	6AT7-T	
				Gold	6AT42		6AT42-T2
			3	Silver	6AT10	6AT10-T	6AT10-T2
				Gold	6AT18		6AT18-T2

* Extra long toggle lever (.67"/17.0 mm).

Toggle/Rockers

Manual Switches


Toggle Switch Assemblies

AT Series

13AT/23AT SERIES



Standard lever



Tab lever



Pull-to-unlock lever

FEATURES

- 2 or 3-position, momentary and maintained action.
- 2, 3 or 4 SPDT precision basic switches.
- Standard toggle, tab, or pull-to-unlock levers.
- Silver or gold contacts.
- ¹⁵/₃₂-inch bushing.
- UL recognized, CSA certified basic switches.
- Lever-to-bushing seal option.

ELECTRICAL RATINGS — Basic Switches

	UL/CSA Rating	Load	30 VDC Rating	
			Amps	
			Sea Level	50,000 ft.
Silver Contacts	5 amps, 125-250 VAC	Inductive Resistive Max. Inrush	3 5 24	2.5 5 24
Gold Contacts	1 amp, 125 VAC	Inductive Resistive Max. Inrush	0.5 1 2	0.5 1 2

PULL-TO-UNLOCK TOGGLE LEVERS

As a guard against accidental operation, pull-to-unlock toggle levers must be pulled .090 inch/2, 3 mm (approx.) to change positions. A chart showing the 13 locking configurations and their catalog listing suffix code letters is shown on next page.

2-POSITION ORDER GUIDES

Keyway	Opposite Keyway	No. of Poles	Type Contacts	Standard Lever			Tab Lever	Pull-To-Unlock Lever Solder Terminals (Add locking letter ① to cat. listings below)	
				Solder Terminals	"T" Terminals	"T2" Terminals	"T2" Terminals		
Maint.	Maint.	2	Silver	23AT1	23AT1-T	23AT1-T2	23AT402-T2	23AT1-	Locking letters: D, F, or G
			Gold	23AT11		23AT11-T2		23AT11-	
		3	Silver	23AT2	23AT2-T	23AT2-T2		23AT2-	
			Gold	23AT12		23AT12-T2		23AT12-	
		4	Silver	23AT3	23AT3-T	23AT3-T2		23AT3-	
			Gold	23AT8					
Mom.	Maint.	2	Silver	23AT4	23AT4-T	23AT4-T2	23AT403-T2		
			Gold	23AT19					
		3	Silver	23AT5					
			Gold						
		4	Silver	23AT6		23AT6-T2			
			Gold						

① See locking chart on next page.

MIL-S-8805/26 Versions

Toggle Lever Position		No. of Poles	Type Contacts	Standard Lever "T2" Terminals		Tab Lever "T2" Terminals	
Keyway	Opposite Keyway			Catalog Listing	Military No.	Catalog Listing	Military No.
Maint.	Maint.	2	Silver	23AT73-T2	M8805/26-001	23AT473-T2	M8805/26-003
		4	Silver	23AT74-T2	M8805/26-002	23AT474-T2	M8805/26-004

Manual Switches

Toggle Switch Assemblies

13AT/23AT SERIES

3-POSITION ORDER GUIDES

Toggle Lever Position			No. of Poles	Type Contacts	Standard Lever			Tab Lever	Pull-To-Unlock Lever		
Keyway	Center	Opposite Keyway			Solder Terminals	"T" Terminals	"T2" Terminals	"T2" Terminals	Solder Terminals	(Add locking letter to cat. listings below)	
Maint.	Maint.	Maint.	2	Silver	13AT2	13AT2-T	13AT2-T2	13AT402-T2	13AT2-	Locking letters: All types	
				Gold	13AT18	13AT18-T					
			3	Silver	13AT5			13AT5-			
				4	Silver	13AT9		13AT9-T2	13AT409-T2		13AT9-
					Gold	13AT29					
Mom.	Maint.	Mom.	2	Silver	13AT1	13AT1-T	13AT1-T2	13AT401-T2	13AT1-	Locking Letters: E, L, or N	
				Gold	13AT26			13AT423-T2			
			3	Silver	13AT4			13AT413-T2			
				4	Silver	13AT8		13AT8-T2			13AT8-
					Gold						
Maint.	Maint.	Mom.	2	Silver	13AT3	13AT3-T	13AT3-T2	13AT403-T2	13AT3-	Locking letters: E, G, B, L, P or N	
				Gold							
			4	Silver	13AT10			13AT410-T2	13AT10-		

MIL-S-8805/26 VERSIONS

Toggle Lever Position			No. of Poles	Type Contacts	Standard Lever "T2" Terminals		Tab Lever "T2" Terminals	
Keyway	Center	Opposite Keyway			Catalog Listing	Military No.	Catalog Listing	Military No.
Mom.	Maint.	Mom.	2	Silver	13AT271-T2	M8805/26-005	13AT471-T2	M8805/26-006
			3	Silver			13AT474-T2	M8805/26-012
Maint.	Maint.	Maint.	2	Silver	13AT272-T2	M8805/26-007	13AT472-T2	M8805/26-008
			3	Silver	13AT275-T2	M8805/26-013		
Maint.	Maint.	Mom.	2	Silver	13AT273-T2	M8805/26-009	13AT473-T2	M8805/26-010

LEVER-TO-BUSHING SEAL OPTION

A splash type lever-to-bushing seal can be provided to help prevent the entrance of moisture and dust behind the panel, or into the contact area. To specify 2-position switches with lever-to-bushing seals, change the 23AT catalog listing prefix to 32AT. Example: **32AT1** is a sealed 23AT1.

Convert 3-position catalog listings by changing the 13AT prefix to 31AT. Example: **31AT2-T** is a sealed 13AT2-T.

HERMETICALLY SEALED BASIC SWITCH OPTION

AT's with ¹⁵/₃₂" bushings can be furnished with HM or HS hermetically sealed basic switches, which have metal-to-metal fusion around the cover, actuator base and mounting holes. Terminals are sealed glass-to-metal. The ¹/₄" bushing 6AT design can also be provided with HM basic switches. For more information, contact the 800 number.



Shown with HM basic switches

LOCKING CONFIGURATIONS

A 	B Locked In Center and Extreme Position (Keyway Side)	D Locked Out Of Center Position	E Locked In Center Position	F Locked In Extreme Position (Opposite Keyway)	G Locked In Extreme Position (Keyway Side)	H Locked Out Of Center And Extreme Position (Keyway Side)
J Locked Out Of Center And Extreme Position (Opposite Keyway)	K Locked In Center And Extreme Position (Opposite Keyway)	L Locked Out Of Extreme Position (Keyway Side)	M Locked Out Of And Into Extreme Position (Opposite Keyway)	N Locked Out Of Extreme Position (Opposite Keyway)	P Locked Out Of And Into Extreme Position (Keyway Side)	

Toggle/Rockers

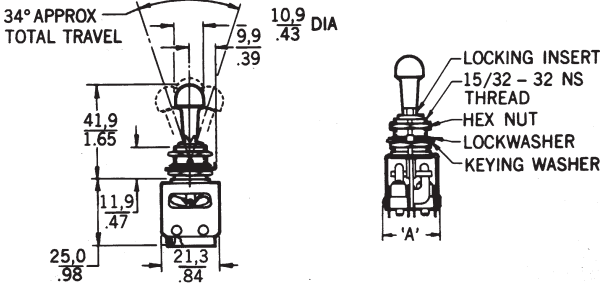
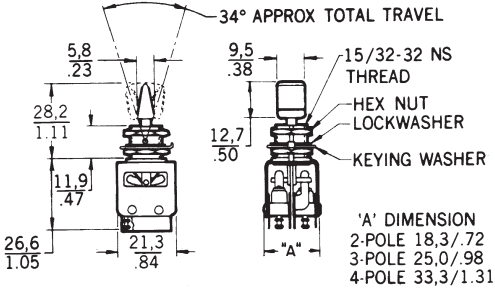
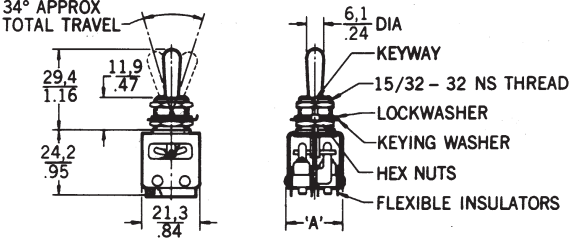
Manual Switches

Toggle Switch Assemblies

AT Series

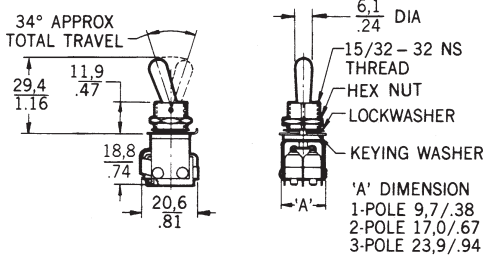
MOUNTING DIMENSIONS (For reference only)

13/23AT

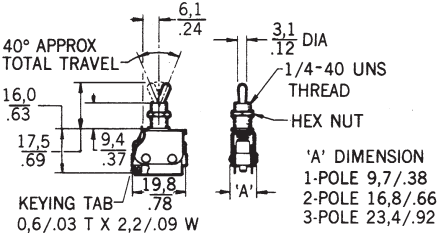
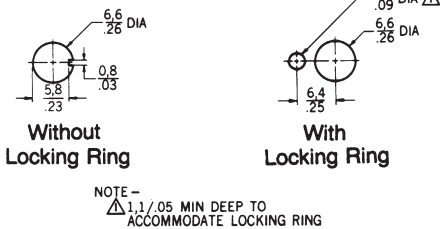


6AT

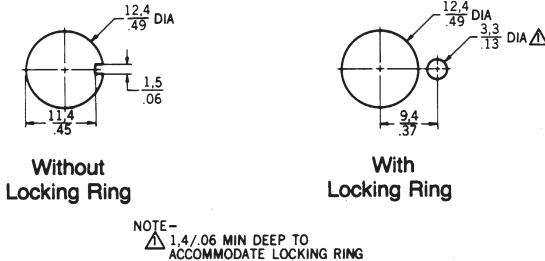
PANEL CUTOUTS



1/4" Bushing



1 5/32" Bushing



Bushing mounting torque is 10-15 in./lbs.

NOTE—
64AT300, 66AT300, and 68AT300 (M8805/98) listings have a bushing seal and MS25196 panel seal.



Компания «ЭлектроПласт» предлагает заключение долгосрочных отношений при поставках импортных электронных компонентов на взаимовыгодных условиях!

Наши преимущества:

- Оперативные поставки широкого спектра электронных компонентов отечественного и импортного производства напрямую от производителей и с крупнейших мировых складов;
- Поставка более 17-ти миллионов наименований электронных компонентов;
- Поставка сложных, дефицитных, либо снятых с производства позиций;
- Оперативные сроки поставки под заказ (от 5 рабочих дней);
- Экспресс доставка в любую точку России;
- Техническая поддержка проекта, помощь в подборе аналогов, поставка прототипов;
- Система менеджмента качества сертифицирована по Международному стандарту ISO 9001;
- Лицензия ФСБ на осуществление работ с использованием сведений, составляющих государственную тайну;
- Поставка специализированных компонентов (Xilinx, Altera, Analog Devices, Intersil, Interpoint, Microsemi, Aeroflex, Peregrine, Syfer, Eurofarad, Texas Instrument, Miteq, Cobham, E2V, MA-COM, Hittite, Mini-Circuits, General Dynamics и др.);

Помимо этого, одним из направлений компании «ЭлектроПласт» является направление «Источники питания». Мы предлагаем Вам помощь Конструкторского отдела:

- Подбор оптимального решения, техническое обоснование при выборе компонента;
- Подбор аналогов;
- Консультации по применению компонента;
- Поставка образцов и прототипов;
- Техническая поддержка проекта;
- Защита от снятия компонента с производства.



Как с нами связаться

Телефон: 8 (812) 309 58 32 (многоканальный)

Факс: 8 (812) 320-02-42

Электронная почта: org@eplast1.ru

Адрес: 198099, г. Санкт-Петербург, ул. Калинина, дом 2, корпус 4, литера А.