



tyco
Electronics

RoHS
Ready



FASTON Terminals and Connectors

TYCO ELECTRONICS TECHNOLOGY PORTFOLIO



● Connector Systems /
Electromechanical Components

● Relays

● Wireless

● Antennas, GPS Antennas,
Integrated Antenna Systems

● Sensors

● Fiber Optic (Passive)

● Heat Shrink Tubing

● Wire & Cable

● Circuit Protection Devices

● Touchscreens /
Interactive Displays

● Application Tooling

● Battery Assemblies

● Power Systems /
Electronic Modules

● Magnetics

● Resistors and Inductors

● Heat Sinks/Thermal Management

● Switches

● Identification & Labeling Products

● Racks and Panels

● Smart Cards / Leadframes

● Clock Springs

● Small Motors (20–1,500 W)

Contents

FASTON Connection System

Page

Straight Receptacles 6.3 mm (.250 Series)	6
Straight Receptacles LIF (Low Insertion Force) 6.3 mm (.250 Series)	6
Straight Receptacle and Tab Combinations 6.3 mm (.250 Series)	7
Flag Receptacles 6.3 mm (.250 Series)	7
Straight Receptacles 4.8 mm (.187 Series)	8
Straight Receptacle and Tab Combinations 4.8 mm (.187 Series)	8
Flag Receptacles 4.8 mm (.187 Series)	8
Straight Receptacles 2.8 mm (.110 Series)	9
Straight Receptacle and Tab Combinations 2.8 mm (.110 Series)	9
Housings and Insulation Sleeves	10
Tabs	11-12

E-SPRING CONTACT Receptacles

Straight Receptacles and Housings	14
---	----

FASTIN-FASTON Connection System

Straight Receptacles with Locking Lance 6.3 mm (.250 Series).....	16
Flag Receptacles with Locking Lance 6.3 mm (.250 Series)	17
Tabs with Locking Lance 6.3 mm (.250 Series)	18
Straight Receptacles with Locking Lance 4.8 mm (.187 Series).....	19
Tabs with Locking Lance 4.8 mm (.187 Series)	19
Straight Receptacles with Locking Lance 2.8 mm (.110 Series).....	20
Tabs with Locking Lance 2.8 mm (.110 Series)	20
Receptacles and Housings	21-24

FASTIN-FASTON Connection System - Tab Housings RAST 5

Panel Mount Housings	27-28
Motor Mount Housings	29

FASTIN-FASTON Connection System - High Temperature Connector

Straight Receptacles and Housings	31
---	----

Positive Lock Connection System

Straight Receptacles and Housings Mark I	33-34
Straight Receptacles and Housings Mark II	35-37
Straight Receptacles and Housings Mark III	38

Application Tooling	39-43
Part Number Index.....	44-45
Global Contacts	46

Introduction

Introduction

The Tyco Electronics FASTON Terminals product line includes E-SPRING CONTACT Receptacles, Positive Lock and FASTIN-FASTON Receptacles and Tabs, specifically designed for quick connections. For information on PIDG FASTON, Ultra-Fast, Ultra-Fast Plus and Ultra-Pod fully insulated FASTON terminals, please consult Tyco Electronics Catalogue No. 82004 - FASTON Terminals (insulated and uninsulated) or visit our electronic catalogue: www.tycoelectronics.com

Technical Features

Material and Finishes

Generally, the various materials and finishes available for Tyco Electronics FASTON products should be chosen according to the operating temperature. The corrosion factor is also important. Final contact selection should consider the application and the wire size range. Brass, phosphor bronze and steel are the normal materials for Tyco Electronics FASTON Terminals. Various finishes are available.*

Test Specifications

All Tyco Electronics FASTON products are rigorously and extensively tested in our testing laboratories. The testing is done under the hardest application conditions and meet all the requirements set for each individual product, in some cases even exceeding these requirements.

Temperature Rise and Millivolt Drop

The temperature rise and millivolt drop characteristics are the lowest in the industry. They exceed all safety requirements and exhibit extreme stability during extended time tests.

Resistance to Oxidation and Corrosion


Intimate contact between the inner barrel walls and conductor surfaces become an almost homogeneous mass when subjected to the controlled dimensions of the matched crimping tool, resulting in inhibition of corrosion and oxidation. Long life operation with low temperature and low millivolt drop is further assured by the quality of plating used on the terminal itself.

Tensile Strength

Normally the tensile strength is 70% to 100% greater than the force required to disconnect the tab from the receptacles. Therefore this satisfies most safety requirements.

Vibration Resistance


The insulation support of Tyco Electronics FASTON contacts fully insures reliable vibration resistance in the crimp area.




FASTON Receptacles




FASTON Printed Circuit Board Tabs




FASTIN-FASTON Product Line



FASTIN-FASTON RAST 5 Connectors



E-SPRING CONTACT Receptacles



Positive Lock Receptacles

* In this Catalogue, finishes are intended as pre-plated materials or post-plating finishing. See drawings for details

Restriction on the Use of Hazardous Substances (RoHS)

Restriction on the Use of Hazardous Substances (RoHS)

At Tyco Electronics, we're ready to support your RoHS requirements. We've assessed more than 1.5 million end items/components for RoHS compliance, and issued new part numbers where any change was required to eliminate the restricted materials. Part numbers in this catalogue are identified as:

RoHS Compliant

Part numbers in this catalogue are RoHS Compliant, unless marked otherwise.

These products comply with European Union Directive 2002/95/EC as amended 1 January 2006 that restricts the use of lead, mercury, cadmium, hexavalent chromium, PBB, and PBDE in certain electrical and electronic products sold into the EU as of 1 July 2006.

Note: For purposes of this Catalogue, included within the definition of RoHS Compliant are products that are clearly "Out of Scope" of the RoHS Directive such as hand tools and other non-electrical accessories.

Non-RoHS Compliant

These part numbers are identified with a "◆" symbol. These products do not comply with the material restrictions of the European Union Directive 2002/95/EC.

5 of 6 Compliant

A "●" symbol identifies these part numbers. These products do not fully comply with the European Union Directive 2002/95/EC because they contain lead in solderable interfaces (they do not contain any of the other five restricted substances above allowable limits). However, these products may be suitable for use in RoHS applications where there is an application-based exception for lead in solders, such as the server, storage, or networking infrastructure exemption.

Note: Information regarding RoHS compliance is provided based on reasonable inquiry of our suppliers and represents our current actual knowledge based on the information provided by our suppliers. This information is subject to change. For latest compliance status, refer to our website referenced below.

Getting the Information You Need

Our comprehensive on-line RoHS Customer Support Centre provides a forum to answer your questions and support your RoHS needs. A RoHS FAQ (Frequently Asked Questions) is available with links to more detailed information. You can also submit RoHS questions and receive a response within 24 hours during a normal work week. The Support Centre also provides:

- Cross-Reference from Non-compliant to Compliant Products
- Ability to browse RoHS Compliant Products in our on-line catalogue:
<http://ecommas.tycoelectronics.com/commerce/alt/RohsAltHome.do>
- Downloadable Technical Data Customer Information Presentation
- More detailed information regarding the definitions used above



So whatever your questions when it comes to RoHS, we've got the answers at www.tycoelectronics.com/leadfree

Introduction

Product Facts

- Straight, right-angle and receptacle-tab combinations available.
- Receptacles available for 6.3 - 4.8 - 2.8 mm tab size (.250- .187- .110 Series).
- Receptacles mate with 0.5 and 0.8 mm thick tabs.
- Low insertion force (LIF) receptacles available.
- IEC 60335-1, Glow Wire 750° NO FLAME Housings available.
- RoHS compliant.

Materials and Finish

Contacts:

Brass, phosphor bronze and steel base material. Tin, silver and nickel plated products available.

Housings:

Polyamide, polycarbonate, polyethylene, UL 94 V2 and UL 94 V0.

Performance Data

Current Rating:

20A max with 2.5mm² wire size. For steel-nickel plated versions use 16A max with 2.5mm² wire size.

Technical Documents

Product Specifications:

108-20019 FASTON Receptacles 2.8- 4.8- 6.3 mm (.110-.187-.250 Series)

108-19084 FASTON Receptacles LIF 6.3 mm (.250 Series)


108-19077 FASTON Receptacles LIF 4.8 mm (.187 Series)

Application Specifications:

114-20023 FASTON Receptacles 6.3 mm (.250 Series)

114-20081 FASTON Receptacles 4.8 mm (.187 Series)

114-20088 FASTON Receptacles Flag 6.3 mm (.250 Series)



The Tyco Electronics FASTON Terminals product line consists of receptacles, tabs and splices specifically designed for quick connections.

The large variety of sizes and available types will enable you to select a contact to fit your needs.

Receptacles available in both straight and flag type, come in a variety of sizes and are designated numerically by a series number which corresponds to the width of the mating tab.

Straight receptacles are available with or without insulation support. Insulation diameters of 1.2mm to 6.7mm are accommodated by the insulation support receptacle.

The product line offers speed application, uniform reliability and low per line cost.

Speed for application is achieved through the use of application tools for which a complete line has been developed specifically for these terminals.

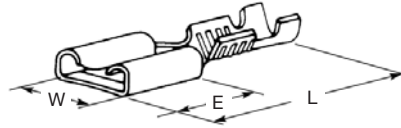
Over forty years of history has proven the reliability of this product line.

Built-in features also add to the reliability of FASTON products which include: crimping dimensions for each terminal which are precisely controlled providing all connections with excellent performance; low per line cost derived from low initial product cost, high application speeds, and plug-in assemblies of the finished termination as well.

The combination of these features brings the user the lowest overall costs for quick connect/disconnect terminations.

FASTON Connection System

**Straight Receptacles
6.3 mm (.250 Series)**



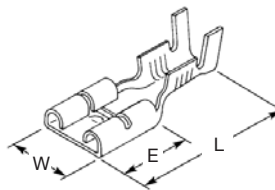
A - Standard Series

Style	Wire Range (mm ²)	Insulation Diameter (mm)	Tab Thk (mm)	Material and Finish	Dimensions (mm)			Part Number
					W	L	E	
A	0.3-0.8	2.3-3.3	0.8	Brass	7.6	19.1	7.7	280000-7
				Brass-Tin Plated				280000-6
				Ph. Bronze				140760-4
				Ph. Bronze-Tin Plated				140760-2
				Steel-Nickel Plated				160389-3
	0.5-1.5	2.3-3.3	0.8	Brass	7.6	19.1	7.7	5-160432-3
				Brass-Tin Plated				5-160432-4
				Brass-Silver Plated				5-160432-7
				Ph. Bronze				6-160432-4
				Ph. Bronze-Tin Plated				6-160432-0
	1.0-2.5	3.0-4.3	0.8	Steel-Nickel Plated	7.6	19.1	7.7	6-160432-3
				Nickel Silver				160807-2
				Brass				2-160256-1
				Brass-Tin Plated				280001-9
				Brass-Tin Plated				2-160256-2
	4.0-6.0	3.81-5.1	0.8	Brass-Silver Plated	7.6	19.1	7.7	4-160256-7
				Ph. Bronze				4-160256-5
				Ph. Bronze-Tin Plated				3-160256-1
				Ph. Bronze-Silver Plated				4-160256-6
				Steel-Nickel Plated				4-160256-2
			Nickel Silver	7.6	19.1	7.7	160808-2	
			Brass				180363-1	
			Brass-Tin Plated				180363-2	
			Ph. Bronze				2-160301-9	
			Ph. Bronze-Tin Plated				1-160301-9	

Related to DIN 46247

**Straight Receptacles
LIF - Low Insertion Force
6.3 mm (.250 Series)**

The Low Insertion Force (LIF) type receptacle offers lower insertion forces than the other receptacle styles thru the unique design features of a two-stage receptacle and a cantilever mounted locking dimple.



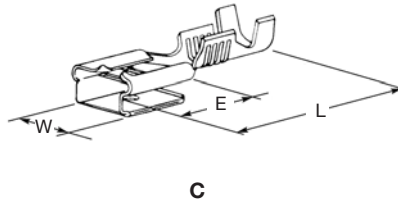
B - Low Insertion Force

Style	Wire Range (mm ²)	Insulation Diameter (mm)	Tab Thk (mm)	Material and Finish	Dimensions (mm)			Part Number
					W	L	E	
B	0.3-0.8	2.3-3.3	0.8	Brass	7.6	17.1	7.7	336235-1 ¹
				Brass-Tin Plated				336235-3 ¹
	0.5-1.5	2.3-3.3	0.8	Brass	7.6	19.1	7.7	100495-1
				Brass-Tin Plated				100495-2
				Ph. Bronze-Tin Plated				100495-4
	1.0-2.5	3.0-4.3	0.8	Brass-Tin Plated	7.6	19.1	7.7	100570-2
				Ph. Bronze-Tin Plated				100605-7
				Steel-Nickel Plated				63674-1
				Brass				336236-1 ¹
				Brass-Tin Plated				336236-3 ¹

¹ Alternate design features - see drawing for details

FASTON Connection System

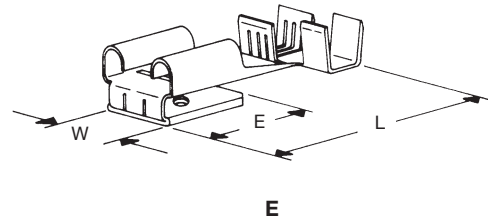
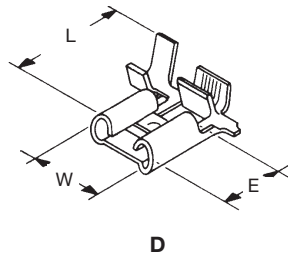
**Straight Receptacles and Tab Combinations
6.3 mm (.250 Series)**



Style	Wire Range (mm ²)	Insulation Diameter (mm)	Tab Thickness (mm)	Material and Finish	Dimensions (mm)			Part Number
					W	L	E	
C	0.3-0.8	1.5-2.8	0.8	Brass	7.6	19.6	7.7	61988-1
				Brass-Tin Plated				61988-2
	0.8-2.5	3.0-4.3	0.8	Brass	7.6	20.1	7.7	160739-1
				Brass-Tin Plated				160739-2
				Ph. Bronze-Tin Plated				160739-4
				Steel Nickel Plated				160739-6

Related to DIN 46345

**Flag Receptacles
6.3 mm (.250 Series)**




Style	Wire Range (mm ²)	Insulation Diameter (mm)	Tab Thickness (mm)	Material and Finish	Dimensions (mm)			Part Number
					W	L	E	
D	0.5-1.5	2.3-3.3	0.8	Brass	7.6	15.5	7.6	280050-1
				Brass-Tin Plated				280050-2
				Ph. Bronze				280050-4
				Ph. Bronze-Tin Plated				280050-7
				Steel-Nickel Plated				280050-3
	1.0-2.5	2.4-3.8	0.8	Brass	7.6	15.5	7.6	180464-1
				Brass-Tin Plated				180464-2
				Brass-Silver Plated				180464-9
				Ph. Bronze				2-180464-4
				Ph. Bronze-Tin Plated				180464-5
E	0.8-2.5	3.0-4.3	0.8	Brass	7.6	16.0	7.6	151321-1
				Brass-Tin Plated				151321-2

Related to DIN 46346 form A (D Style)

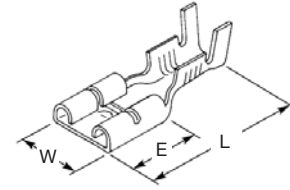
FASTON Connection System

**Straight Receptacles
4.8 mm (.187 Series)**

The Low Insertion Force (LIF) type B receptacle offers lower insertion forces than the other receptacle styles thru the unique design features of a two-stage receptacle and a cantilever mounted locking dimple.



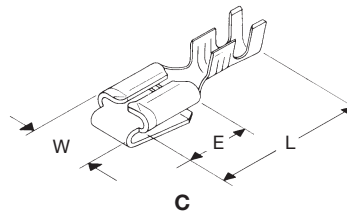
A - Standard Series



B - Low Insertion Force

Style	Wire Range (mm ²)	Insulation Diameter (mm)	Tab Thickness (mm)	Material and Finish	Dimensions (mm)			Part Number			
					W	L	E				
A	0.5-1.5	2.3-3.3	0.8	Brass	5.6	15.0	6.3	6-160430-6			
				Brass-Tin Plated				5-160430-7			
				Ph. Bronze-Tin Plated				5-160430-6			
				Steel-Nickel Plated				5-160430-4			
	1.0-2.5	3.0-4.3	0.8	Brass	5.6	15.0	6.3	5-160429-1			
				Brass-Tin Plated				5-160429-2			
				Ph. Bronze-Tin Plated				5-160429-6			
				Steel-Nickel Plated				5-160429-4			
	0.5-1.5	2.3-3.3	0.5	Brass	5.6	15.0	6.3	5-160433-1			
				Brass-Tin Plated				5-160433-6			
				Ph. Bronze-Tin Plated				6-160433-5			
				Steel-Nickel Plated				5-160433-4			
B	0.5-1.3	3.0-4.3	0.8	Brass-Tin Plated	5.6	15.0	6.3	170037-9			
				Brass-Tin Plated				5-160431-2			
				Brass				5.6	15.0	6.3	338011-1
				Brass-Tin Plated				100494-2			
				Brass-Tin Plated				5.6	15.0	6.3	100651-2
				Brass	5.6	15.0	6.3	63475-1			
				Brass-Tin Plated				63475-2			

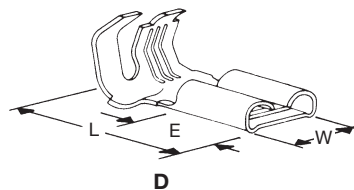
**Receptacle and Tab Combinations
4.8 mm (.187 Series)**



C

Style	Wire Range (mm ²)	Insulation Diameter (mm)	Tab Thickness (mm)	Material and Finish	Dimensions (mm)			Part Number
					W	L	E	
C	0.5-1.5	2.3-3.3	0.8	Brass	5.7	15.6	5.7	63646-1
			0.5	Brass-Tin Plated				63646-2
	1.0-2.5	2.8-4.0	0.5	Brass	5.7	15.6	5.7	62026-1
				Brass-Tin Plated				62026-2
				Brass-Tin Plated	5.7	15.6	5.7	1217151-1

**Flag Receptacles
4.8 mm (.187 Series)**

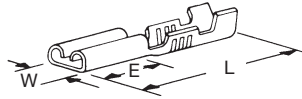


D

Style	Wire Range (mm ²)	Insulation Diameter (mm)	Tab Thickness (mm)	Material and Finish	Dimensions (mm)			Part Number
					W	L	E	
D	0.5-1.5	2.8-4.3	0.8	Brass	5.6	13.5	6.3	150699-1
				Brass-Tin Plated				150699-2

FASTON Connection System

**Straight Receptacles
2.8 mm (.110 Series)**

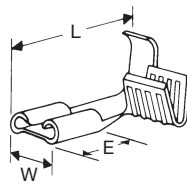


A

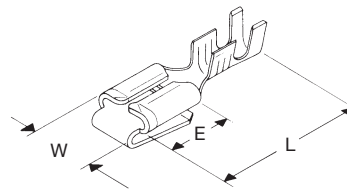
Style	Wire Range (mm ²)	Insulation Diameter (mm)	Tab Thickness (mm)	Material and Finish	Dimensions (mm)			Part Number
					W	L	E	
A	0.05-0.15	0.8-1.3	0.5	Brass	3.7	16.1	6.3	160597-1
				Brass-Tin Plated				160597-4
	0.15-0.35	0.9-1.6	0.5	Brass-Tin Plated				160666-5
				Brass				160772-1
				Brass-Tin Plated				160772-3
				Brass-Tin Plated				140716-2
				Brass				150500-1
				Brass-Tin Plated				150500-2
	0.3-0.5	1.3-2.0	0.5	Brass				150545-1
				Brass-Tin Plated				150545-2
				Brass				5-160316-1
				Brass-Tin Plated				5-160316-2
				Brass				5-160303-1
				Brass-Tin Plated				5-160303-2
	0.3-0.8	1.5-2.5	0.5	Brass				140717-1
				Brass-Tin Plated				140717-2
	0.3-1.0	1.2-2.5	0.8	Brass				140825-1
				Brass-Tin Plated				140825-2
	0.5-1.0	2.0-3.0	0.8	Brass				160484-1
				Brass-Tin Plated				160484-4
				Brass				5-160555-1
				Brass-Tin Plated				5-160555-2
	0.5-1.5	1.5-2.8	0.8	Brass				180437-1
				Brass-Tin Plated				180437-2
Brass				180423-1				
Brass-Tin Plated				180423-2				

Related to DIN 46247

**Flag Receptacle &
Receptacle and Tab Combinations
2.8 mm (.110 Series)**



B



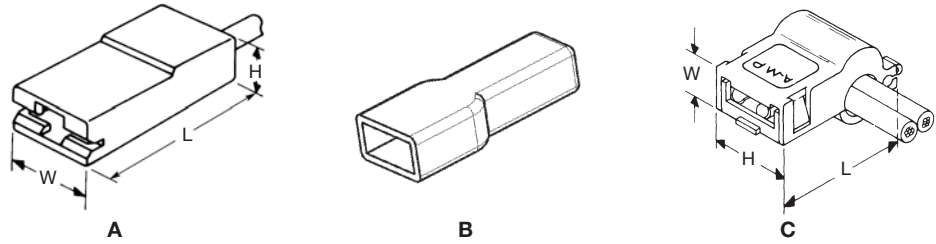
C

Style	Wire Range (mm ²)	Insulation Diameter (mm)	Tab Thickness (mm)	Material and Finish	Dimensions (mm)			Part Number
					W	L	E	
B	0.3-0.8	1.7-2.6	0.5	Brass	3.8	11.7	4.6	141352-1
				Brass-Tin Plated				141352-2
			0.8	Brass				141352-3
				Brass-Tin Plated				141352-4
C	0.3-0.8	1.5-2.5	0.5	Brass	3.8	16.0	6.3	62003-1
				Brass-Tin Plated				62003-2
		2.0-3.0	0.8	Brass				63961-1
				Brass-Tin Plated				1217145-1

FASTON Connection System

Housings & Insulation Sleeves for FASTON Receptacles

6.3 mm (.250 Series)
4.8 mm (.187 Series)
2.8 mm (.110 Series)

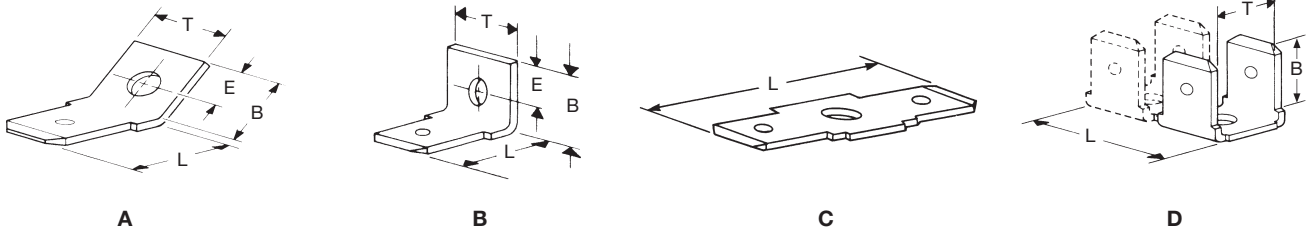


Style	Size	Material	Colour	UL 94	Note	Dimensions (mm)			Part Number	
						W	L	H		
A		Polyamide	Natural	-	-	5.0	18.0	5.0	926410-1	
		Polyamide	Natural	-	-	5.0	20.0	5.0	925387-1	
		Polycarbonate	Natural	V0	-	5.0	20.0	5.0	925387-2	
			Natural	V2	-	5.8	20.0	6.1	1-480417-0	
			Black	V2	-	5.8	20.0	6.1	1-480417-1	
			Natural	V2	-	5.8	20.8	4.8	141628-2	
			Black	V2	-	5.8	20.8	4.8	141628-4	
			Natural	V0	GWT 750° No Flame	5.8	20.8	4.8	141628-5	
			Natural	V2	-	7.8	19.7	6.0	1-480435-0	
			Natural	V2	GWT 750° No Flame	7.8	19.7	6.0	1-480435-5	
			Natural	V0	GWT 750° No Flame	7.1	19.9	5.5	2-880488-2	
			Natural	V2	-	9.0	25.3	6.4	280232-0	
			Red	V2	-	9.0	25.3	6.4	280232-1	
			Black	V2	-	9.0	25.3	6.4	280232-5	
			Natural	V0	-	9.0	25.3	6.4	280232-6	
			Natural	V2	GWT 750° No Flame	9.0	25.3	6.4	280232-8	
			Natural	V0	GWT 750° No Flame	9.0	24.4	5.3	8-735075-0	
			Natural	V2	GWT 750° No Flame	9.1	24.7	4.7	969518-2	
			Natural	V2	-	9.1	24.7	4.7	969518-3	
			Polyamide	Natural	V2	-	9.3	24.4	5.3	336369-1
			Polyamide	Black	V2	-	9.3	24.4	5.3	336369-5
			Polyamide	Natural	V0	-	9.3	24.4	5.3	3-336369-1
			Polyamide	Black	V0	-	9.3	24.4	5.3	3-336369-5
			Polyamide	Natural	V2	-	9.2	24.4	6.0	926539-1
			Polyamide	Red	V2	-	9.2	24.4	6.0	926539-2
			Polyamide	Black	V2	-	9.2	24.4	6.0	926539-3
			Polyamide	Brown	V2	-	9.2	24.4	6.0	926539-7
			Polyamide	Natural	V2	140° Max Temp.	9.2	24.4	6.0	1-926539-6
			Polyamide	Natural	V2	170° Max Temp.	9.2	24.4	6.0	1-926539-7
			PBT	Black	V0	140° Max Temp.	9.2	24.4	6.0	926539-5
	Polyamide	Natural	V2	-	8.9	25.4	-	280233-0		
	2.8mm	Polyethylene	Natural	-	5.2	18.5	3.2	735052-0		
	4.8mm	Soft Vinyl Chloride	-	-	5.8	20.0	2.2	1-170823-4		
B			Natural	-	-	9.0	22.5	5.0	2-180930-0	
			Black	-	-	9.0	22.5	5.0	2-180930-5	
			Natural	V2	GWT 750° No Flame	9.0	22.5	5.0	3-180930-0	
			Polyamide	Natural	-	-	9.0	22.8	5.0	180460-0
			Polyamide	Natural	-	-	9.0	22.8	5.0	1-925017-0
			Polyamide	Black	-	-	9.0	21.6	5.0	1-925017-5
	Polypropylene	Natural	-	-	9.0	21.6	5.0	3-925017-0		
C	4.8 mm	Polyamide	Natural	V2	for Tab-Lok Flag FASTON	5.8	10.9	8.1	1-480487-2	
		Polyamide	Natural	V2	-	5.6	18.5	14.2	180984-0	
		Polyamide	Red	V2	-	5.6	18.5	14.2	180984-1	
		Polyamide	Black	V2	-	5.6	18.5	14.2	180984-5	
		Polyamide	Natural	V0	-	5.6	18.5	14.2	8-180984-0	
		Polyamide	Black	V0	-	5.6	18.5	14.2	8-180984-1	
	Polyamide	Natural	V2	GWT 750° No Flame	5.6	18.5	14.2	8-180984-2		

FASTON Connection System

**Tabs - Stud Mount Type
6.3 mm (.250 Series)**

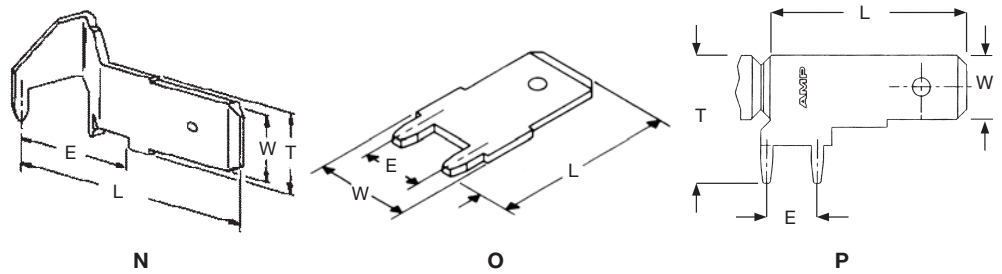
Tab Thickness - 0.8 mm



Style	Angle	Stud Diameter (mm)	Material and Finish	Dimensions (mm)				Part Number
				B	L	E	T	
A	45°	4.15	Brass					181949-1
			Brass-Tin Plated					181949-2
	30°	5.25	Brass	9.0	8.9	4.0	8.0	181948-1
			Brass-Tin Plated					181948-2
B	-	4.15	Brass	10.0	10.3	4.0	8.0	181953-1
			Brass-Tin Plated					181953-2
C	-	4.15	Brass-Tin Plated	-	30.0	-	-	182079-2
D	-	3.15	Brass	7.9	17.5	-	10.5	182767-1

**Tabs - Printed Circuit Board
6.3 mm (.250 Series)**

Tab Thickness - 0.8 mm

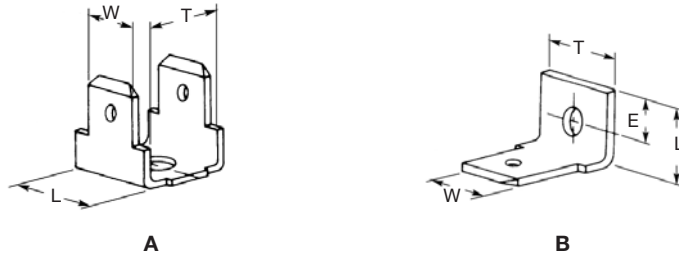


Style	Material and Finish	Dimensions (mm)				Part Number
		W	L	E	T	
N	Brass-Tin Plated	6.3	20.0	10.5	7.5	160650-2
	Brass-Tin Plated	6.3	17.0	5.0	-	725964-2
O	Brass-Tin Plated	6.3	14.0	5.08	-	726386-2
	Brass-Tin Plated	6.3	16.5	5.0	-	964046-2
P	Brass-Tin Plated	6.3	16.0	5.0	11.1	928814-1
	Brass-Tin Plated	6.3	16.0	5.0	11.1	928814-2

FASTON Connection System

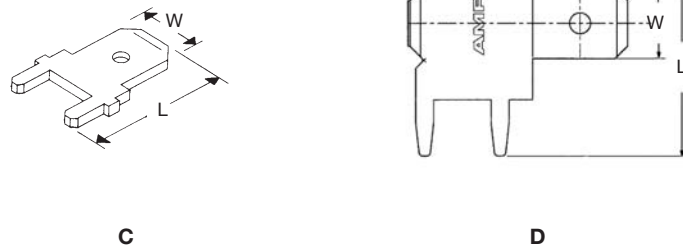
**Tabs - Stud Mount Type
4.8 mm (.187 Series)**

Tab Thickness - 0.5 mm



Style	Stud Diameter (mm)	Material and Finish	Dimensions (mm)				Part Number
			W	L	E	T	
A	3.3	Brass-Tin Plated	4.8	7.0	-	6.7	170001-2
B	3.3	Brass-Tin Plated	4.8	7.3	3.1	6.7	170001-3

**Tabs - Printed Circuit Board
4.8 mm (.187 Series)**



Style	Tab Thickness (mm)	Material and Finish	Dimensions (mm)			Part Number
			W	L	T	
C	0.5	Brass-Tin Plated	4.8	14.0	-	726388-2
	0.8	Brass-Tin Plated				1-726388-2
D	0.5	Brass-Tin Plated	4.8	13.0	-	726389-2
	0.8	Brass-Tin Plated				1-726389-2

Introduction

Product Facts

- For 6.35 x 0.8 mm tabs
Low insertion energy:
(1st insertion force 35N.
max.).
- Robust design:
45N. min. (1st extraction)
25N. min. (8th extraction)
20N. min. (10th extraction)
- Complies with CEI
760/EN61210 / DIN 46249
norms.
- UL approved.
- According to VDE 0613
Norm.
- IEC 60335-1, Glow Wire
750° NO FLAME Housings
available.
- RoHS Compliant.

Materials and Finish

Contacts:

Brass, and steel base material.
Tin and nickel plated products
available.

Housings:

Polyamide UL 94 V2 and
UL 94 V0.


Technical Documents

Product Specifications:

- 108-22150 (steel)
- 108-22128 (brass and tin plated)
- 108-22149 (sleeve)

Application Specifications:

- 114-22017



Tyco Electronics has developed the E-SPRING CONTACT Receptacles, a new contact generation that meets the highest quality requirements for Household Appliances and

similar type of applications.

Main Applications

- Washing machines, dishwashers
- Refrigerators, freezers
- Cookers, hot plates, ovens
- Small appliances
- Vending and gambling machines

Easy Insertion

Its swinging spring makes the insertion easy and with practically no effort (work).
Tab stop at the end of the

mating process.

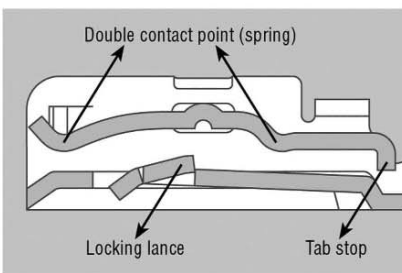
Contact Robustness

Its geometry has been designed to endure overstress, pullings from the cable and non-aligned insertions.

Minimum effort for the worker

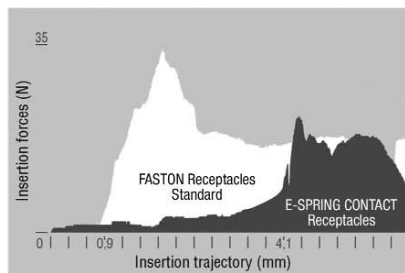
The insertion forces appear only in a small part of the insertion trajectory thanks to its swing spring.

Easy Insertion and great robustness



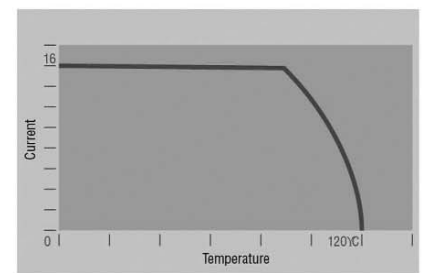
Functional features of the E-SPRING CONTACT Receptacles

Minimum effort for the operator



The energy to insert the E-SPRING CONTACT Receptacle is 50% of that to insert a FASTON Receptacle

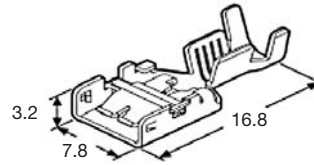
Maximum current vs temperature



1.5mm², pre-tinned brass terminal.
Test has been performed in ambiental temperature

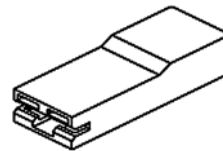
E-SPRING CONTACT Receptacles

**Straight Receptacles
6.3 mm (.250 Series)**



Wire Range mm ²	Insulation Diameter (mm)	Tab Thickness (mm)	Material Thickness	Material and Finish	Part Number
				Brass	336074-1
				Brass-Tin Plated	336074-3
				Brass	336075-1
				Brass-Tin Plated	336075-3
				Steel-Nickel Plated	336075-5
				Brass	336076-1
				Brass-Tin Plated	336076-3
				Steel-Nickel Plated	336076-5

**Straight Housing
6.3 mm (.250 Series)**



Insulation Diameter (mm)	Material	Colour	UL 94	Note	Part Number
		Natural	V2	-	336524-1
		Black	V2	-	336524-2
		Natural	V0	-	1-336524-1
		Black	V0	-	1-336524-2
		Dark Grey	V2	GWT 750° No Flame	2-336524-3

Introduction

Product Facts

- Used for single and multiple connections.
- Receptacles and tabs available for 6.3, 4.8 and 2.8 mm size (.250 -.187 and .110 Series)
- Receptacles mate with 0.5 and 0.8 thick tabs.
- IEC 60335-1, Glow Wire 750° NO FLAME Housings available.
- RoHS Compliant.

Materials and Finish

Contacts:

Brass, and phosphor bronze base material. Tin and nickel plated products available.

Housings:

Polyamide UL 94 V2 and UL 94 V0.

Performance Data

Current Rating:

20A max with 2.5 mm² wire size.


Technical Documents

Product Specifications:

108-20020 FASTIN-FASTON Product Line

Application Specifications:

114-20021 FASTIN-FASTON Product Line
114-20011 FASTIN-FASTON Product Line 4.8 mm (.187 Series)



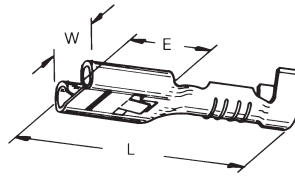
Tyco Electronics FASTIN-FASTON connectors offer the advantage of the FASTON Receptacles technology in multiple applications. In wiring harnesses, they are mainly used as multiposition and coupling connectors. Up to 8 position connectors can be mated in one operation with a maximum of 20 leads terminated.

Locking Contacts

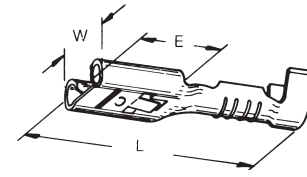
Receptacles and tabs in this version comply fully with the FASTON Receptacles product technology. The only difference is the addition of a locking lance, which ensures firm retention of contacts when snapped into housings. Wiring harnesses prefabricated with male or female connectors can be easily connected to mating counterparts, even if manufacturing occurred at a different site. Any application of this technology leads to essential time savings in final assembly.

FASTIN-FASTON Connection System

**Straight Receptacles with Locking Lance
for Single & Multiple Connections
6.3 mm (.250 Series)**



A - Without Dimple



B - With Dimple

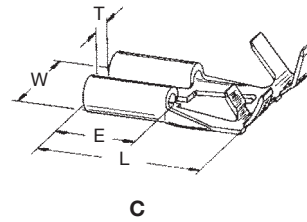
Style	Tab Thickness (mm)	Wire Range (mm ²)	Insulation Diameter (mm)	Material and Finish	Dimensions (mm)			Part Number	
					W	L	E		
A	0.8	0.3-0.8	2.2-3.2	Brass	7.4	19.2	7.8	280095-1	
				Brass-Tin Plated				280095-2	
		Brass-Tin Plated	160928-2						
		0.5-1.0	1.4-2.3	Ph. Bronze				160928-3	
				Ph. Bronze-Tin Plated				160928-4	
		0.8	0.8	0.3-0.8				Brass	5-160526-6
								Brass-Tin Plated	5-160526-7
								Brass-Silver Plated	6-160526-1
								Ph. Bronze-Tin Plated	5-160526-9
								Brass	42100-1
								Brass-Tin Plated	42100-2
								Brass	6-160448-0
								Brass-Tin Plated	6-160448-5
								Brass-Silver Plated	6-160448-6
								Ph. Bronze	6-160448-1
								Ph. Bronze-Tin Plated	6-160448-2
								Ph. Bronze-Silver Plated	6-160448-3
		0.8	0.8	0.5-1.0				Brass-Tin Plated	160927-2
								Ph. Bronze	160927-3
								Ph. Bronze-Tin Plated	160927-4
Brass	180351-1								
Brass-Tin Plated	180351-2								
Brass-Silver Plated	180351-6								
Ph. Bronze	180351-3								
Ph. Bronze-Tin Plated	180351-5								
Brass-Tin Plated	160860-2								
Ph. Bronze	160860-3								
Ph. Bronze-Tin Plated	160860-4								
Brass	160870-1								
Ph. Bronze	160870-3								
0.8	0.8	0.5-1.0	Brass	5-160558-1					
			Brass-Tin Plated	5-160558-2					
			Ph. Bronze-Tin Plated	5-160558-9					
			Ph. Bronze-Silver Plated	6-160558-0					
			Brass	42281-1					
			Brass-Tin Plated	42281-2					
			Brass-Tin Plated	5-160446-5					
			Brass-Silver Plated	5-160446-6					
			1.0-2.5	3.1-4.1	Ph. Bronze	5-160446-1			
					Ph. Bronze-Tin Plated	5-160446-2			
			1.0-2.5	2.1-3.1	Ph. Bronze-Silver Plated	5-160446-8			
					Brass-Tin Plated	160917-2			
1.0-2.5	2.1-3.1	Ph. Bronze	160917-3						
		Ph. Bronze-Tin Plated	160917-4						
2.5-4.0	3.3-4.5	Ph. Bronze	160913-3						
		Ph. Bronze-Tin Plated	160913-4						
4.0-6.0	4.0-5.2	Brass-Tin Plated	160914-2						
		Ph. Bronze	160914-3						
			Ph. Bronze-Tin Plated	160914-4					

Related to DIN 46340

Type B suggested for connections with less than 4 contacts

FASTIN-FASTON Connection System

**Flag Receptacles with Locking Lance
for Multiple Connections
6.3 mm (.250 Series)**



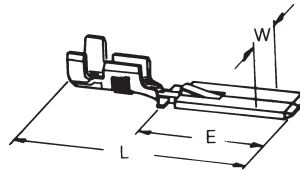
Style	Tab Thickness (mm)	Wire Range (mm ²)	Insulation Diameter (mm)	Material and Finish	Dimensions (mm)			Part Number
					W	L	E	
C	0.8	0.5-1.0	1.4-2.3	Brass-Tin Plated	7.6	15.5	7.6	160861-6
			Ph. Bronze	160861-7				
		Ph. Bronze-Tin Plated	160861-8					
		2.0-3.3	Brass-Tin Plated	160871-6				
		0.5-1.5	Brass-Tin Plated	280428-4				
		1.5-2.5	Brass	*180398-1				
Brass-Tin Plated	*180398-2							

All parts with dimple, unless differently specified

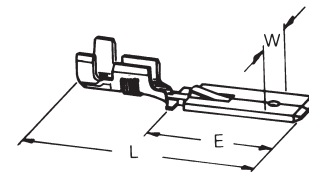
* Without dimple

FASTIN-FASTON Connection System

**Tabs with Locking Lance
for Single & Multiple Connections
6.3 mm (.250 Series)**



A - Without Hole



B - With Hole

Style	Wire Range (mm ²)	Insulation Diameter (mm)	Tab Thickness (mm)	Material and Finish	Dimensions (mm)			Part Number
					W	L	E	
A	0.3-0.8	1.2-1.8	0.8	Brass	6.3	27.0	15.8	1-282186-3
				Brass-Tin Plated				1-282186-1
	0.3-1.0	2.3 max	0.8	Brass				1-293041-1
				Brass-Tin Plated				1-293041-2
	0.8-2.5	3.0-4.0	0.8	Brass				42098-1
				Brass-Tin Plated				42098-2
				Ph. Bronze				160450-1
				Ph. Bronze-Tin Plated				160450-2
				Ph. Bronze-Silver Plated				160450-3
				Brass				180352-1
	4.0-6.0	3.4-5.1	0.8	Brass-Tin Plated				180352-2
				Brass-Silver Plated				180352-6
Ph. Bronze				180352-3				
Ph. Bronze-Tin Plated				180352-5				
Ph. Bronze-Tin Plated				160691-4				
0.3-0.8	2.2-3.2	0.8	Brass-Silver Plated	160691-5				
			Ph. Bronze-Tin Plated	293041-1				
0.3-1.0	2.3 max	0.8	Brass	293041-2				
			Brass-Tin Plated	160859-6				
			Ph. Bronze	160859-4				
			Ph. Bronze-Tin Plated	160859-5				
			Ph. Bronze-Silver Plated	1-280081-1				
0.8-2.5	4.0 max	0.8	Brass	1-280081-2				
			Brass-Tin Plated	1-280081-0				
			Brass-Silver Plated	280081-3				
			Ph. Bronze	280081-7				
			Ph. Bronze-Tin Plated	444152-2				
1.0-2.5	2.2-3.0	0.8	Brass-Tin Plated	928962-3				
			Ph. Bronze	928962-4				
4.0-6.0	3.4-5.1	0.8	Ph. Bronze-Tin Plated	280080-1				
			Brass	280080-2				
			Brass-Tin Plated	280080-5				
			Brass-Silver Plated	280080-6				
			Ph. Bronze	280080-4				
			Ph. Bronze-Tin Plated					

Related to DIN 46343

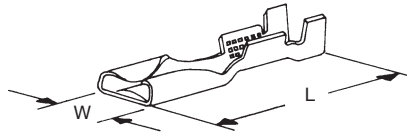
**Tabs with Locking Lance
for Magnet Wire
6.3 mm (.250 Series)**

With AMPLIVAR Terminals Serrations

Style	Wire Range (mm ²)	Insulation Diameter (mm)	Tab Thickness (mm)	Material and Finish	Dimensions (mm)			Part Number
					W	L	E	
B	0.1 - 0.6	1.4-2.1	0.8	Brass-Tin Plated	6.3	28.8	15.8	141051-2
B	0.7 - 2.0	2.2-3.3	0.8	Brass	6.3	28.8	15.8	1814988-1


FASTIN-FASTON Connection System

**Straight Receptacles with Locking Lance
for Multiple Connections
4.8 mm (.187 Series)**



Style	Wire Range (mm ²)	Insulation Diameter (mm)	Tab Thickness (mm)	Material and Finish	Dimensions (mm)			Part Number
					W	L	E	
-	0.5-1.5	2.3-3.3	0.4	Brass-Tin Plated	5.6	19.1	-	60435-1
-	0.8-2.0	2.8-4.0	0.5	Brass-Tin Plated	5.6	15.0	-	1217150-1

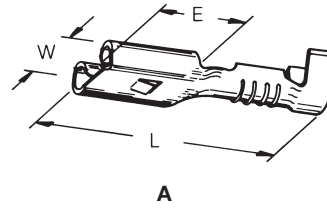
**Tabs with Locking Lance
for Multiple Connections
4.8 mm (.187 Series)**



Style	Wire Range (mm ²)	Insulation Diameter (mm)	Tab Thickness (mm)	Material and Finish	Dimensions (mm)			Part Number
					W	L	E	
-	0.5-1.5	2.3-3.3	0.4	Brass-Tin Plated	3.7	24.3	-	60434-1

FASTIN-FASTON Connection System

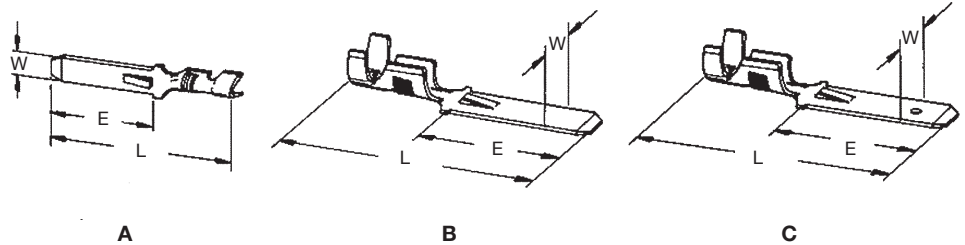
**Straight Receptacles with Locking Lance
for Single & Multiple Connections
2.8 mm (.110 Series)**



Style	Wire Range (mm ²)	Insulation Diameter (mm)	Tab Thickness (mm)	Material and Finish	Dimensions (mm)			Part Number
					W	L	E	
A	0.3-0.6	1.3-2.0	0.5	Brass	3.7	14.0	6.3	160366-1
				Brass-Tin Plated				160366-2
	Brass-Tin Plated	160684-4						
	Ph. Bronze	160684-1						
	Ph. Bronze-Tin Plated	160684-2						
	Brass-Tin Plated	160409-2						
	0.5-1.0	2.0-3.1	0.8	Brass-Tin Plated	3.7	14.0	6.3	160922-2
				Ph. Bronze				160922-3
	0.05-0.14	0.8-1.3	0.8	Brass-Tin Plated	3.7	15.4	6.3	150571-2
				Brass				160173-1
	0.2-2.5	1.0-1.6	0.8	Brass-Tin Plated	3.7	14.0	6.3	160173-2
				Ph. Bronze-Tin Plated				160173-7
	0.2-0.5	1.5-2.0	0.8	Brass-Tin Plated	3.7	14.0	6.3	160864-2
				Brass-Tin Plated				737255-5
	0.3-0.6	1.3-2.0	0.8	Brass-Tin Plated	3.7	14.0	6.3	160655-2
				Ph. Bronze				160655-3
0.5-1.0	1.4-2.3 3.3 max	0.8	Brass-Tin Plated	3.7	14.0	6.3	160655-4	
			Ph. Bronze-Tin Plated				160655-4	

Related to DIN 46340

**Tabs with Locking Lance
for Single & Multiple Connections
2.8 mm (.110 Series)**

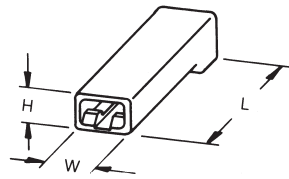


Style	Wire Range (mm ²)	Insulation Diameter (mm)	Tab Thickness (mm)	Material and Finish	Dimensions (mm)			Part Number
					W	L	E	
A	0.3-0.6	1.4-2.2	0.8	Brass-Tin Plated	2.8	22.0	12.7	160174-2
				Ph. Bronze				160174-5
	Brass-Tin Plated	160887-4						
	Ph. Bronze	160887-1						
B	0.5-1.0	1.4-2.3	Ph. Bronze-Tin Plated	2.8	22.0	12.7	160887-2	
			Brass				160743-3	
	0.5-1.5	2.3-3.1	Brass-Tin Plated	2.8	22.0	12.7	160743-4	
			Ph. Bronze				160743-1	
C	0.2-0.5	1.0-1.6	Ph. Bronze-Tin Plated	2.8	22.0	12.7	150743-2	
			Brass				160923-1	
	0.5-1.5	2.3-3.1	Brass-Tin Plated	2.8	22.0	12.7	160923-2	
			Ph. Bronze				160923-3	
0.5-1.5	2.3-3.1	0.8	Ph. Bronze	2.8	22.0	12.7	160762-1	
			Ph. Bronze-Tin Plated				160762-2	

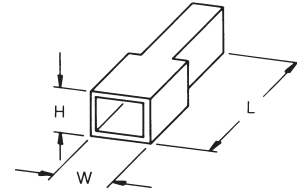
Related to DIN 46343

FASTIN-FASTON Connection System

**Receptacle and Tab Housings
Single Connection
6.3 mm (.250 Series)**



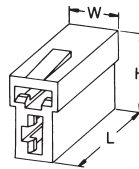
A - Receptacle Housing



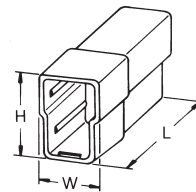
B - Tab Housing

Style	Material	Colour	UL 94	Note	Dimensions (mm)			Part Number
					W	L	H	
A	Polyamide	Natural	V2	-	9.9	22.9	6.5	180905-0
		Black	V2	-				180905-5
		Natural	V2	GWT 750° No Flame				1-180905-0
		Natural	V2	-				925324-2
B	Polyamide	Black	V2	-	12.5	31.0	9.4	925324-1
		Natural	V2	-				180916-0
		Black	V2	-				180916-5
		Natural	V2	GWT 750° No Flame				3-180916-0

**Receptacle and Tab Housings
2 Positions
6.3 mm (.250 Series)**



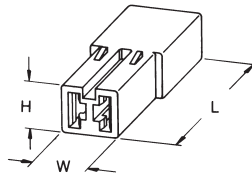
C - Receptacle Housing



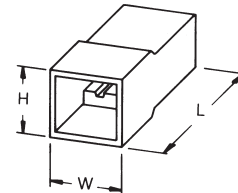
D - Tab Housing

Style	Material	Colour	UL 94	Note	Dimensions (mm)			Part Number
					W	L	H	
C	Polyamide	Natural	V2	-	10.2	22.9	16.6	180907-0
		Black	V2	-				180907-5
		Natural	V0	GWT 750° No Flame				1-180907-0
D	Polyamide	Natural	V2	-	12.7	31.1	20.1	180908-0
		Black	V2	-				180908-5
		Natural	V0	GWT 750° No Flame				880310-8

**Receptacle and Tab Housings
2 Positions
6.3 mm (.250 Series)**



E - Receptacle Housing

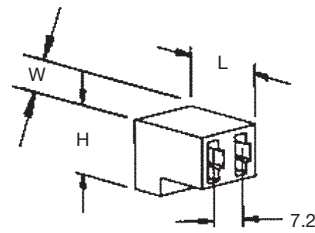


F - Tab Housing

Style	Material	Colour	UL 94	Note	Dimensions (mm)			Part Number
					W	L	H	
E	Polyamide	Natural	V2	-	12.5	22.9	10.0	180923-0
		Black	V2	-				180923-5
		Natural	V0	-				4-180923-0
F	Polyamide	Natural	V2	-	15.2	31.5	13.2	180924-0
		Black	V2	-				180924-5
		Natural	V0	-				4-180924-0

FASTIN-FASTON Connection System

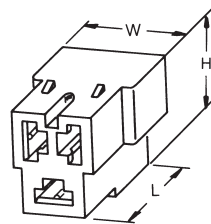
**Receptacle Housings
2 Positions
6.3 mm (.250 Series)**



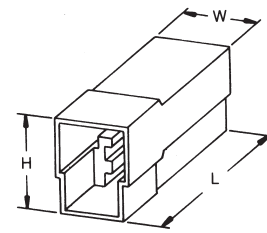
I - Receptacle Housing

Style	Material	Colour	UL 94	Note	Dimensions (mm)			Part Number
					W	L	H	
I	Polyamide	Natural	V2	-	14.1	18.5	14.0	180918-0

**Receptacle and Tab Housings
3 Positions
6.3 mm (.250 Series)**



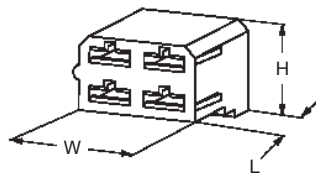
G - Receptacle Housing




H - Tab Housing

Style	Material	Colour	UL 94	Note	Dimensions (mm)			Part Number
					W	L	H	
G	Polyamide	Natural	V2	-	15.2	22.9	17.9	180941-0
		Black	V2	-				180941-5
		Natural	V2	GWT 750° No Flame				2-180941-0
H	Polyamide	Natural	V2	-	15.2	31.8	19.9	180940-0
		Black	V2	-				180940-5
		Natural	V2	GWT 750° No Flame				2-180940-0

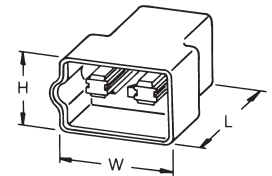
**Receptacle and Tab Housings
4 Positions
6.3 mm (.250 Series)**



L - Receptacle Housing



LA - Receptacle Housing

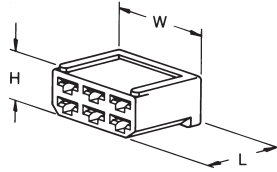


M - Tab Housing

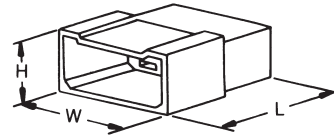
Style	Material	Colour	UL 94	Note	Dimensions (mm)			Part Number
					W	L	H	
L	Polyamide	Natural	V2	-	23.1	24.1	15.4	180900-0
		Black	V2	-				180900-5
LA	Polyamide	Natural	V0	GWT 750° No Flame	23.1	24.1	15.4	2-880110-0
		Natural	V2	-				163120-0
M	Polyamide	Natural	V2	-	26.2	31.5	16.5	180901-0
		Black	V2	-				180901-5
		Natural	V0	GWT 750° No Flame				2-626541-0

FASTIN-FASTON Connection System

**Receptacle and Tab Housings
6 Positions
6.3 mm (.250 Series)**



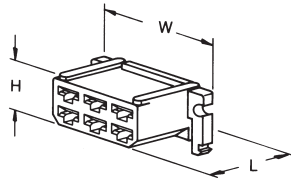
M - Receptacle Housing



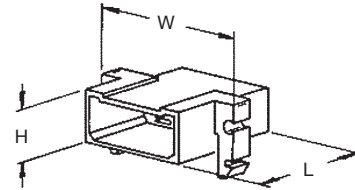
N - Tab Housing

Style	Material	Colour	UL 94	Note	Dimensions (mm)			Part Number
					W	L	H	
M	Polyamide	Natural	V2	-	28.5	24.3	16.8	925276-0
		Black	V2	-				925276-1
		Natural	V2	-	28.5	24.3	15.4	280314-0
		Black	V2	-				280314-5
N	Polyamide	Natural	V0	GWT 750° No Flame	31.4	32.4	18.0	2-880297-0
		Natural	V2	-				180906-0
		Black	V2	-	180906-5			
		Natural	V0	GWT 750° No Flame	2-180906-0			

**Receptacle and Tab Housings
6 Positions, Panel Mount
6.3 mm (.250 Series)**



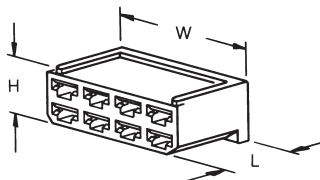
O - Receptacle Housing



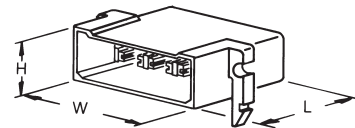
P - Tab Housing

Style	Material	Colour	UL 94	Note	Dimensions (mm)			Part Number
					W	L	H	
O	Polyamide	Natural	V2	-	37.2	24.3	16.8	180904-0
		Natural	V2	-				163006-0
		Natural	V2	GWT 750° No Flame				1-163006-0
P	Polyamide	Natural	V2	-	40.5	32.4	18.0	180948-0
		Natural	V2	GWT 750° No Flame				180948-8
		Black	V2	GWT 750° No Flame				180948-9

**Receptacle and Tab Housings
8 Positions
6.3 mm (.250 Series)**



Q - Receptacle Housing

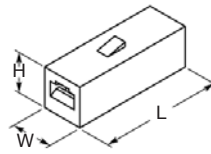


R - Tab Housing

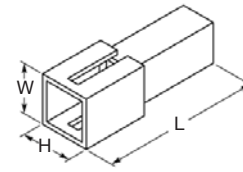
Style	Material	Colour	UL 94	Note	Dimensions (mm)			Part Number
					W	L	H	
Q	Polyamide	Natural	V2	-	37.7	24.1	16.6	163007-0
R	Polyamide	Natural	V2	-	40.1	32.6	18.3	163008-0

FASTIN-FASTON Connection System

**Receptacle and Tab Housings
Single Connection
2.8 mm (.110 Series)**



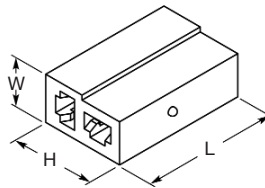
A - Receptacle Housing



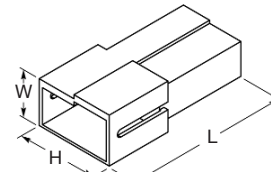
B - Tab Housing

Style	Material	Colour	UL 94	Note	Dimensions (mm)			Part Number
					W	L	H	
A	Polyamide	Natural	-	-	6.0	18.0	6.0	626062-0
B	Polyamide	Natural	-	-	8.3	25.4	8.3	626063-0

**Receptacle and Tab Housings
2 Positions
2.8 mm (.110 Series)**



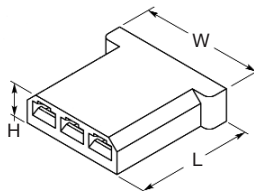
C - Receptacle Housing



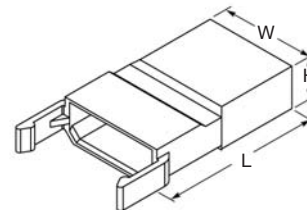
D - Tab Housing

Style	Material	Colour	UL 94	Note	Dimensions (mm)			Part Number
					W	L	H	
C	Polyamide	Natural	-	-	6.3	18.0	11.2	626064-0
		Natural	V0	GWT 750° No Flame				1-626064-2
D	Polyamide	Natural	-	-	8.1	25.4	12.9	626065-0
		Natural	V0	GWT 750° No Flame				1-626065-2

**Receptacle and Tab Housings
3 Positions
2.8 mm (.110 Series)**



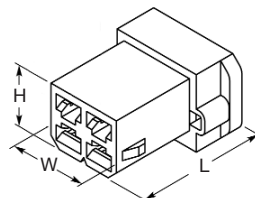
E - Receptacle Housing



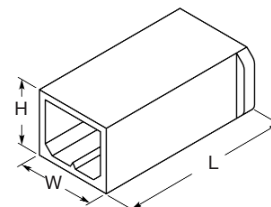
F - Tab Housing

Style	Material	Colour	UL 94	Note	Dimensions (mm)			Part Number
					W	L	H	
E	Polyamide	Natural	-	-	19.0	18.0	5.0	925015-0
F	Polyamide	Natural	-	-	18.8	27.5	7.2	925475-1

**Receptacle and Tab Housings
4 Positions
2.8 mm (.110 Series)**



G - Receptacle Housing




H - Tab Housing

Style	Material	Colour	UL 94	Note	Dimensions (mm)			Part Number
					W	L	H	
G	Polyamide	Natural	-	-	10.7	18.0	8.7	626056-0
H	Polyamide	Natural	-	-	13.0	27.3	11.0	626057-0

Introduction

Product Facts

- Meets IEC 60335-1, Glow Wire 750° NO FLAME
- Accepts Tyco Electronics FASTIN-FASTON Tabs 6.3 x 0.8 mm size
- Mating Tyco Electronics connector families include AMP MONO-SHAPE, AMP multifitting, AMP Standard Timer and Positive Lock RAST 5 Connector System.
- Available in different keying and locking versions, from 2 to 10 positions.
- Available for panel and motor mounting
- Provided with secondary locking.
- RoHS Compliant.



Technical Documents

- Product Specifications:**
108-20256 Panel Mount Housings
108-20247 Motor Mount Housings

The RAST 5 Standard defines and standardises the connector mating interface. FASTIN-FASTON Product Line 6.3 mm Size Tabs are placed into 5 mm centreline cavities and the Housings are provided with keying, polarisation, and locking features that help prevent mismatching of the corresponding RAST 5 Interfaces.

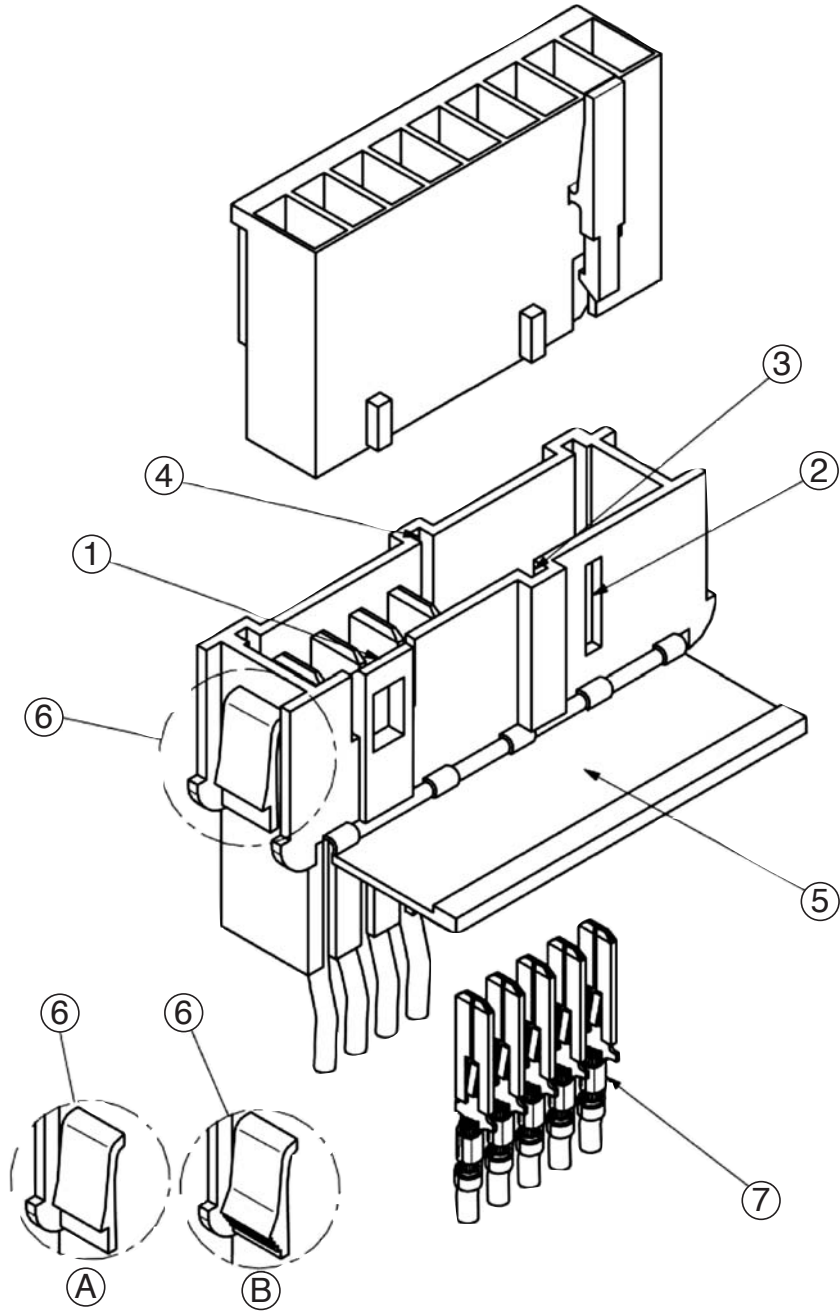
The FASTIN-FASTON RAST 5 System is designed to accept the most common Tyco Electronics RAST 5 Connector Families including AMP MONO-SHAPE, AMP multifitting, AMP Standard Timer and Positive Lock RAST 5 Connector System.

The most common application for this product is for Household Appliance components (motors for washing machines, dishwashers, dryers, refrigerators...) where OEM's want to minimise the possibility of crossed wires.

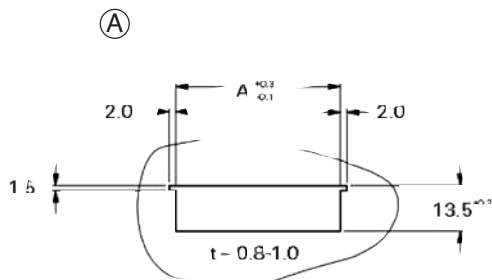
FASTIN-FASTON Connection System - Tab Housings RAST 5

Technical Features

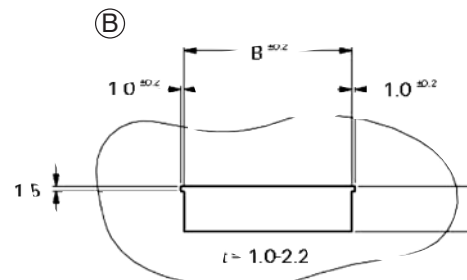
- ① Locking tongue locks with the keying rib of the counter part (see table)
- ② Locking Window locks with locking latches of the counter part (see table)
- ③ Keying groove
- ④ Polarisation Groove
- ⑤ Cover (Secondary Locking)
- ⑥ Panel Locking
 - Ⓐ For panel thickness from 0.8 up to 1.0 mm
 - Ⓑ For panel thickness from 1.0 up to 2.2 mm
- ⑦ Tabs 6.3 x 0.8 mm (see table)



Panel Cut-Outs



Dimension A = No. of Pos. x 5 + 9.0mm

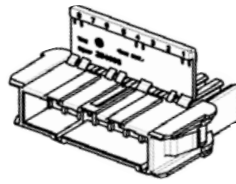


Dimension B = No. of Pos. x 5 + 9.8mm

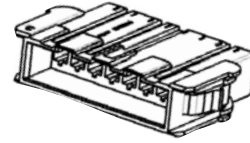
FASTIN-FASTON Connection System - Tab Housings RAST 5

Panel Mount Housings

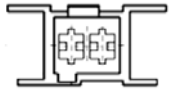
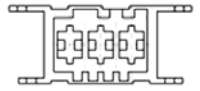
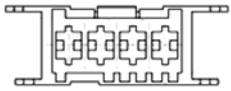
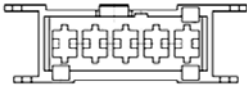
Material: Polyamide
Colour: Natural



C - with Secondary Locking



D - without Secondary Locking

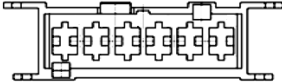
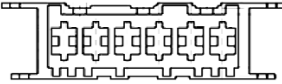
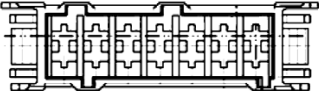
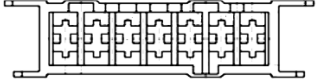
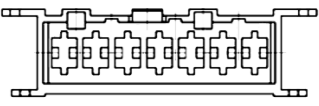
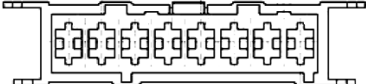
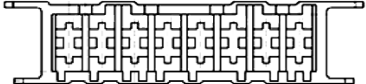
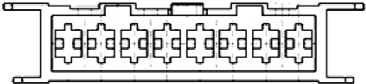
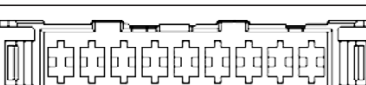
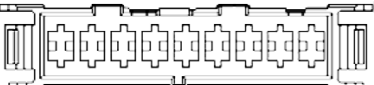
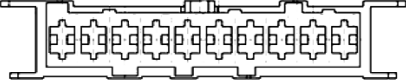
Positions	RAST 5 Polarisations	Panel Cut-Out	Style	UL 94	Note	Part Number		
2		A	C	V2	GWT 750° No Flame	9-927742-2		
			C	V2	-	927742-2		
			D	V0	-	5-927742-2		
		B	C	V2	-	964492-2		
			C	V0	-	5-964492-2		
			D	V2	GWT 750° No Flame	293008-1		
3		A	C	V2	-	928230-3		
			D	V2	GWT 750° No Flame	9-927742-3		
		A	C	V2	-	927742-3		
			D	V0	-	5-927742-3		
		4		A	C	V2	GWT 750° No Flame	293009-1
					D	-	293009-2	
A	C			V2	GWT 750° No Flame	9-927742-4		
	D			-	927742-4			
5		A	C	V2	GWT 750° No Flame	293011-1		
			C	-	927742-5			
			D	V2	GWT 750° No Flame	5-964492-5		
		B	C	V2	-	964492-5		
			A	C	V2	GWT 750° No Flame	293010-1	
				D	-	293010-2		
B	C	V2	-	1241857-5				
					-	293161-1		

FASTIN-FASTON Connection System - Tab Housings RAST 5

Panel Mount Housings (continued)

Material: Polyamide

Colour: Natural

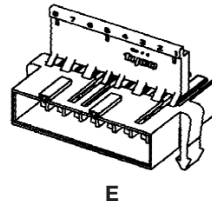
Positions	RAST 5 Polarisations	Panel Cut-Out	Style	UL 94	Note	Part Number		
6		A	C	V2	-	927742-6		
				V0	-	5-927742-6		
		B	D	V2	GWT 750° No Flame	5-1241967-6		
7		A	C	V2	GWT 750° No Flame	293034-1		
					GWT 750° No Flame	293044-1		
					-	293044-2		
					-	927742-7		
		A	C	V2	GWT 750° No Flame	284985-1		
		A	C	V2	-	928309-7		
8		A	C	V2	GWT 750° No Flame	284986-1		
					-	928309-8		
					C	V2	GWT 750° No Flame	293043-1
					B	D	V2	GWT 750° No Flame
					-	1241967-8		
		A	D	V2	GWT 750° No Flame	5-1241969-8		
					-	1241869-8		
9		B	D	V2	GWT 750° No Flame	293033-1		
10		A	D	V2	GWT 750° No Flame	1-1241968-5		
					-	1-1241968-0		

FASTIN-FASTON Connection System - Tab Housings RAST 5

Motor Mount Housings

Material: Polyamide


Colour: Natural



Positions	RAST 5 Polarisations	Panel Cut-Out	Style	UL 94	Note	Part Number
		-	E	V2	GWT 750° No Flame	293014-1
				V0	-	293014-3
7		-	E	V2	GWT 750° No Flame	293015-1
		-	E	V2	GWT 750° No Flame	1-293015-1
8		-	E	V2	GWT 750° No Flame	284861-1
				V0	-	284861-3

Introduction

Product Facts

- Housing for High Temperature: 290°C max.
- Meets IEC 60335-1 Glow Wire 750° NO FLAME
- Designed to interconnect with tabs 6.3 x 0.8 mm DIN 46244.
-  Certificate No. 40017093 Reg. No. B650
- RoHS Compliant.

Materials and Finish


Contact:
Steel, Nickel Plated

Housing:
PPS, UL 94 V0

Technical Documents

Product Specifications:
108-20259

Application Specifications:
114-20021



The connector is designed to interconnect with tabs 6.3 mm x 0.8 mm according to DIN Specification 46244. Housing has a terminal spacing of 8.0 mm and is suitable to mate with interconnections of stoves and electric kitchen hobs (Household Appliance Industry, cooking applications).

Housing is made of high temperature resistant material (290°C max), according to IEC 60335-1 safety requirements. Receptacle contacts are made of steel, nickel plated material, and can be used with standard wire from 0.8 mm to 2.5 mm².

FASTIN-FASTON Connection System - High Temperature Connector

**Straight Receptacle with Locking Lance
6.3 mm (.250 Series)**

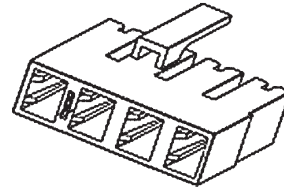


Wire Size (mm ²)	Insulation Diameter (mm)	Material and Finish	Part Number
0.8-2.5	2.5-4.3	Steel - Nickel Plated	284340-5

**4 Circuit Housing - High Temperature
6.3 mm (.250 Series)**




Meet IEC 60335-1
Glow Wire 750° NO FLAME



Material	UL94	Colour	Part Number
PPS	V0	Black	284674-1

Introduction

Product Facts

- Connects onto tabs containing holes.
- Reduced insertion force.
- Housing insulates and serves as removal tool.
- Mechanical "Snap" when receptacles are mated properly.
- Receptacles mate with 0.8 mm thick tabs.
- RoHS Compliant.
-  Recognised under the Component Program of Underwriters Lab. Inc., File E28476 (M).

Materials and Finish

Contacts:
Brass, phosphor bronze and steel base material. Tin, silver and nickel plated products available.

Housings:
Polyamide, UL 94 V2 and UL 94 V0

Performance Data

Current Carrying Capacity:
Up to 25A

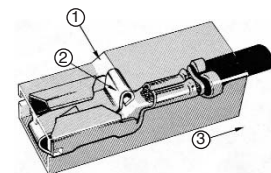

Technical Documents

Product Specifications:
108-20054 Positive Lock

- 108-5252 Positive Lock (2.8 mm)
- 108-5126 Positive Lock (4.8 mm)
- 108-5127 Positive Lock (6.3 mm)

Application Specifications:

- 114-2153 Positive Lock
- 114-20083 Positive Lock Flag Type
- 114-5120 Positive Lock (2.8 mm)
- 114-5041 Positive Lock (4.8 mm)
- 114-5042 Positive Lock (6.3 mm)



- ① Actuating Ramp
- ② Latch Release
- ③ Direction of Pull

Positive Lock receptacles are specifically designed to provide ease of assembly and secure retention to mating tabs. These unique features are attainable by the reduced insertion force of the product and the locking dimple. The receptacle locks onto mating tabs containing holes and is removable only by deflecting an integrally designed depressor prior to withdrawal. The depressor can be deflected manually by thumb pressure, or automatically by a cam inside a specially designed nylon housing. If the housing is employed, removal of the

terminal from the tab is performed by simply applying withdrawal force to the housing. In addition to providing a means of disconnecting the terminal, the housing performs its traditional function.

Aside from reduced insertion forces, Positive Lock receptacles give the assembler a definite mechanical "snap" when the terminal is correctly seated over the mating tab. This facilitates correct assembly in hard-to-reach areas such as under dashboards, recessed switch tabs, etc.

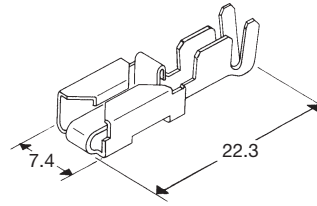
Safety is enhanced by the locking capability of the

product. Unless the depressor is deliberately deflected, either manually or by withdrawal force applied directly to the optional housing, a terminal will not easily come off of the tab. Thus, the potential of exposed live parts or disruption of critical circuitry due to improperly seated or accidentally removed terminals is greatly reduced.

Positive Lock Connection System

**Straight Receptacles Mark I
6.3 mm (.250 Series)**

Tab Thickness - 0.8 mm

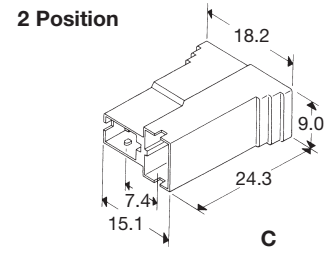
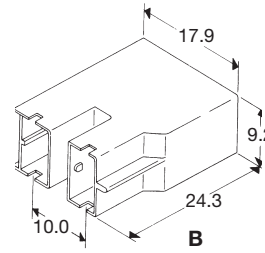
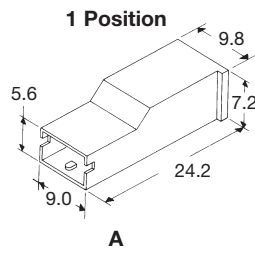


Wire Range (mm ²)	Insulation Diameter (mm)	Material and Finish	Part Number	
			Strip Form	Loose Piece
0.5-1.0	2.0-3.3	Ph. Bronze	927867-2	-
		Brass-Tin Plated	927867-6	-
		Ph. Bronze-Tin Plated	927867-7	-
0.5-1.0	1.4-2.3	Brass	927852-1	-
		Ph. Bronze	927852-2	-
		Brass-Tin Plated	927852-6	-
		Ph. Bronze-Tin Plated	927852-7	-
		Ph. Bronze-Tin Plated	927852-8	-
		Brass	160759-1	160773-1
		Ph. Bronze	160759-2	-
0.5-1.5	2.3-3.3	Brass-Tin Plated	160759-3	160773-3
		Ph. Bronze-Tin Plated	160759-4	160773-4
		Brass	281827-1 ¹	-
		Brass-Tin Plated	281827-2 ¹	-
		Brass-Tin Plated	1-160759-1	-
		Ph. Bronze-Tin Plated	1-160759-2	160773-7
0.7-2.0	2.4-3.2	Brass	154718-1	341002-1
		Ph. Bronze	154718-2	-
		Ph. Bronze-Tin Plated	154718-4	-
		Brass-Tin Plated	154718-6	341002-6
		Ph. Bronze-Tin Plated	154718-7	-
1.0-2.5	3.0-4.3	Brass	160831-1	928901-1
		Ph. Bronze	160831-2	928901-2
		Brass-Tin Plated	160831-3	928901-3
		Ph. Bronze-Tin Plated	160831-4	928901-4
1.0-2.5	2.7-4.0	Ph. Bronze	927881-2	-
		Ph. Bronze-Silver Plated	927881-8	927882-8
1.0-2.5	2.1-3.1	Brass	927854-1	927855-1
		Ph. Bronze	927854-2	927855-2
		Brass-Tin Plated	927854-6	927855-6
		Ph. Bronze-Tin Plated	927854-7	927855-7
		Ph. Bronze-Silver Plated	927854-8	927855-8
2.5-4.0	3.6-4.3	Brass	154717-1	341001-1
		Ph. Bronze	154717-2	341001-2
		Brass-Tin Plated	154717-3	321001-3
		Ph. Bronze-Tin Plated	154717-4	-
		Brass-Tin Plated	154717-6	-
		Ph. Bronze-Tin Plated	154717-7	-
		Ph. Bronze-Silver Plated	154717-8	-
2.5-4.0	3.3-4.7	Brass-Tin Plated	281828-2 ¹	-
		Ph. Bronze	928958-2	-
		Brass-Tin Plated	928958-6	928959-6
		Ph. Bronze-Tin Plated	928958-7	-
		Ph. Bronze-Silver Plated	928958-8	928959-8
		Brass	928960-1	-
		Ph. Bronze	928960-2	-
		Brass-Tin Plated	928960-6	928961-6
4.0-6.0	3.4-5.1	Ph. Bronze-Tin Plated	928960-7	928961-7
		Ph. Bronze-Silver Plated	928960-8	928961-8
		Brass-Tin Plated	790319-2	737015-2
		Brass-Tin Plated	790319-3	737015-3
		Ph. Bronze	790319-4	737015-4
		Brass-Tin Plated	281829-2 ¹	-

¹ With anti-overstress latching

Positive Lock Connection System

**Straight Housings Mark I
6.3 mm (.250 Series)**

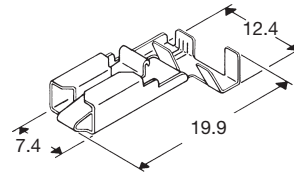


Material	UL 94	Colour	Style	Part Number
Polyamide	V2	Black	A	154719-0
		Natural		154719-1
	V0	Natural	A	1-154719-0
		Natural		281991-1
	Black	Black	B	281991-2
				926521-2
			C	926522-1
				926522-2

¹ To be used with anti-overstress contact 281827 - 281828 - 281829
See drawing for dimensions.

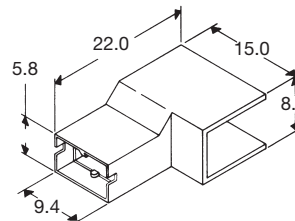
**90° Receptacles (Flag Type) Mark I
6.3 mm (.250 Series)**

Tab Thickness - 0.8 mm



Wire Range (mm ²)	Insulation Diameter (mm)	Material and Finish	Part Number	
			Strip Form	Loose Piece
0.5-1.5	2.2-3.1	Ph. Bronze-Tin Plated	926820-1	-
		Ph. Bronze	926820-2	-
		Ph. Bronze-Tin Plated	926820-3	-
		Brass-Tin Plated	926820-4	-
		Brass	926820-5	-
		Brass-Tin Plated	926820-6	-
1.0-2.5	3.1-4.3	Ph. Bronze-Tin Plated	926790-1	-
		Ph. Bronze	926790-2	-
		Ph. Bronze-Tin Plated	926790-3	-
		Brass-Tin Plated	926790-4	-
		Brass	926790-5	-
		Brass-Tin Plated	926790-6	-

**90° Housing (Flag Type) Mark I
6.3 mm (.250 Series)**

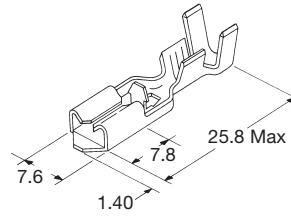


Material	UL 94	Colour	Notes	Part Number
Polyamide	V2	Black	-	926291-1

Positive Lock Connection System

**Straight Receptacles Mark II
6.3 mm (.250 Series)**

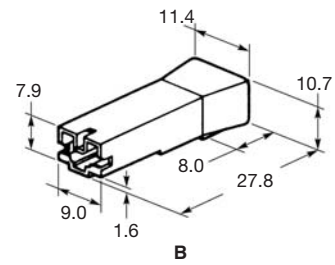
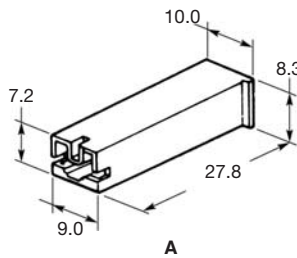
Tab Thickness - 0.8 mm



Wire Range (mm ²)	Insulation Diameter (mm)	Material and Finish	Part Number
0.32-0.79	1.5-3.1	Brass-Tin Plated	170327-1
0.79-2.08	2.2-3.4	Brass-Tin Plated	170328-1
2.08-5.27	3.0-5.1	Brass-Tin Plated	170329-1

Further versions available on Catalogue 124962

**Straight Housings Mark II
6.3 mm (.250 Series)**

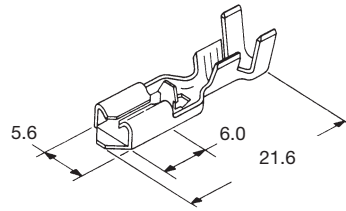


Style	Material	UL 94	Colour	Part Number
A	Polyamide		Natural	172076-1
			Black	172076-2
			Yellow	172076-4
			Green	172076-5
			Blue	172076-6
			Red	172076-7
			2-172076-1	
2-172076-2				
2-172076-4				
2-172076-5				
2-172076-6				
2-172076-7				
B	Polyamide		Natural	177627-1
			Black	177627-9
			Yellow	177627-4
			Green	177627-5
			Blue	177627-6
Red	177627-7			

Further versions available on Catalogue 124962

Positive Lock Connection System

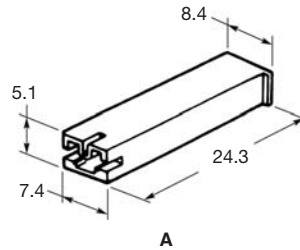
**Straight Receptacles Mark II
4.8 mm (.187 Series)**



Wire Size (mm ²)	Insulation Diameter (mm)	Tab Thickness (mm)	Material and Finish	Part Number
0.20-0.50	1.5-2.7	0.5	Brass-Tin Plated	170324-1
			Ph. Bronze-Nickel Plated	170324-2
			Ph. Bronze-Tin Plated	170324-5
0.50-1.30	1.9-3.4	0.5	Brass-Tin Plated	170325-1
			Ph. Bronze-Nickel Plated	170325-2
			Ph. Bronze-Tin Plated	170325-5

Further versions available on Catalogue 124962

**Straight Housings Mark II
4.8 mm (.187 Series)**

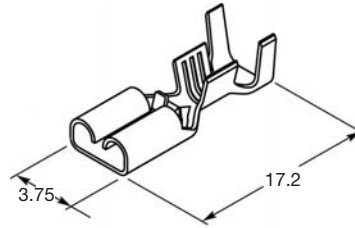


Style	Material	UL 94	Colour	Part Number
		V2	Natural	172074-1
			Black	172074-2
			Yellow	172074-4
			Green	172074-5
			Blue	172074-6
			Red	172074-7
Black	173974-2			
Yellow	173974-4			
Green	173974-5			
Blue	173974-6			
			Red	173974-7

Further versions available on Catalogue 124962

Positive Lock Connection System

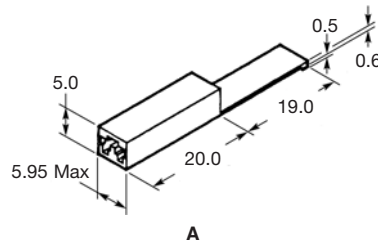
**Straight Receptacles Mark II
2.8 mm (.110 Series)**



Wire Size (mm ²)	Insulation Diameter (mm)	Tab Thickness (mm)	Material and Finish	Part Number
0.20-0.50	1.02-1.78	0.5	Brass-Tin Plated	175411-1
0.50-1.30	2.10-3.10			174777-1

Further versions available on Catalogue 124962

**Straight Housings Mark II
2.8 mm (.110 Series)**

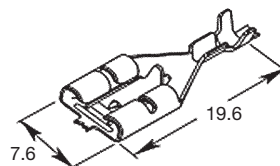


Style	Material	UL 94	Colour	Part Number
A	Polyamide	V2	Natural	174779-1

Further versions available on Catalogue 124962

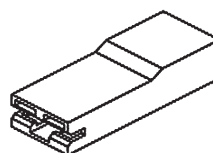
Positive Lock Connection System

**Straight Receptacles Mark III
6.3 mm (.250 Series)**




Wire Size (mm ²)	Insulation Diameter (mm)	Tab Thickness (mm)	Material and Finish	Part Number
0.2-0.5	1.15-2.3	0.8	Brass	1380087-1
			Brass-Tin Plated	1380087-2
0.5-1.0	2.0-2.7	0.8	Brass	1380088-1
			Brass-Tin Plated	1380088-2
1.0-2.5	2.7-3.7	0.8	Brass	1380089-1
			Brass-Tin Plated	1380089-2

**Straight Housings Mark III
6.3 mm (.250 Series)**



Material	UL 94	Colour	Part Number
Polyamide	V0	Natural	521120-1
		Black	521120-6
		Natural	1-521120-3

Application Tooling



**Komax Gamma 333 PC
Flexible Wire Processing**

Ultra short conversion times, additional applications and a user-friendly user interface with multiple-language capability. The Komax Gamma 333 PC makes it all possible! With its third processing station and state of the art control software, you are assured maximum flexibility and an even more efficient way of meeting your wire processing needs. What's more, the system is superb value for money. With its additional processing station on side 1, the Komax Gamma 333 PC enables you to crimp both ends of the wire, to create double crimp connections with three different contacts, to carry out one-ended seal application, tinning or ink-jet marking. In addition, process monitoring is all integrated to ensure that the wire is cut to length and stripped perfectly to specification and that quality control is optimised.

For further information see catalogue 3-1773439-9




Komax Alpha 433 S/L/H

The Komax Alpha 433 models are unsurpassed in their flexibility. Seal loading on one or both wire ends, various terminals and double crimp connections of different lengths and the same wires can be processed without difficulty. Teamed up with mci peripheral devices, the Komax Alpha 433 is a very compact system offering optimum accessibility and ultra short conversion times. The highly dynamic servo drives assure the gentle handling of wires even when large quantities are produced. With the TopWin user software, the gripper pressure can be adjusted to match the specific wire being processed. The unique gripper design allows the entire wire cross section range to be processed without having to change the gripper jaws.

For further information see catalogue 3-1773439-9


Application Tooling



AMP 3K/40 and AMP 5K/40 Terminators

Based on the field proven AMP-O-ELECTRIC Model "G" Terminator, the AMP 3K/40 and AMP 5K/40 Terminators are the latest in a series of machines for wire termination using reeled terminals. The AMP 3K/40 Terminator provides 13 kN (3,000 lb) crimp force and is capable of crimping approx. 2.5 mm² (14 AWG) wire size. The AMP 5K/40 Terminator provides 22 kN (5,000 lb) crimp force and is capable of crimping approx 6.0 mm² (10 AWG) wire size. As value oriented Terminators, the AMP 3K/40 and AMP 5K/40 are designed for customers that require the increased output and quality of a semi-automatic machine at a competitive price. A wide range of optional equipment is available to meet your specific application requirements.

For further information see catalogue 3-1773439-8



Stripping Module

The stripping module is compatible with AMP 3K/40 and 5K/40 terminators as well as ELT. A quick and flexible working process is supported by good accessibility to module adjustment and wire positioning. Constant and optimum quality also under permanent operation of the device is the result of a stable and easy-to-handle construction. Following features characterise the stripping module:

- Pre-selection Crimp only / Strip only / Strip and Crimp
- Jog Mode
- Pneumatically removal of insulation scraps

For further information see catalogue 3-1773439-8

Application Tooling



**HD-I Applicator
with/without Fine Adjustment**

The new HD-I Applicator (Heavy-Duty Industrial) is developed for use in both Imperial 1 1/8" and 1 5/8" and metric (30 mm and 40 mm) stroke machines. This allows the HD-I to be compatible with many terminators including Tyco Electronics ELT (Entry Level Terminator), AMP-O-LECTRIC Model "G", AMP-O-LECTRIC Model "K", AMP-O-LECTRIC Model "T" and Mini Applicator Press Model 45° designs and many others. Improvements have been made in the feed track to add flexibility and reduce cost. The result is a more versatile design at a lower price without compromising durability or performance. Also, improvements in the feed provide finer adjust for a higher level of crimp precision. All HD-I Applicators are completely metric. This provides the convenience of a single set of tooling to adjust and perform maintenance. Also, a new plating finish is used to provide greater resistance to corrosion. HD-I Applicators are available in a variety of configurations. Optional cycle counter is available.

For further information see catalogue 3-1773439-8




Electronic Cycle Counter

The Electronic Cycle Counter shows the following advantages: Cycle counting is integrated into an electronic documentation and maintenance concept thus transforming the crimping tool into an "intelligent applicator". Giving full insight into the usage and tracking data of the applicator the electronic counter allows an electronically based tool documentation, which finally means a substitution of the traditionally paper based tool documentation. Data can be read out via infrared interface and are then evaluated by a comfortable software, which you can install e.g. on a Laptop. But also parametrisation is possible via infrared data transmission into the counter. Automatic indication, when maintenance is necessary helps the user to assure constant and optimum crimp quality.

For further information see catalogue 3-1773439-8


Application Tooling



**HD-I Applicator
with Pneumatic Feed**

Following requests from our customers, we are now able to offer our popular HD-I Applicators in a version featuring a pneumatic terminal feed mechanism. This offers advantages, whenever the terminal feed is to be accomplished independent of the press stroke, for example in conjunction with very high speed automatic machines or for very fragile contacts.

For further information see catalogue 3-1773439-8



**Wear Tooling to Apply
Stainless Steel Contacts**

The application of nickel plated stainless steel terminals has always been a problem with regard to the uptime of the crimp tooling. We have developed crimpers and anvils, using special base materials and surface treatments in the crimp area. These have enabled us to significantly increase the tool life and thus reduce the applied cost of these products. If you are experiencing specific wear problems in your production, please contact your Tyco service representative.

For further information see catalogue 3-1773439-8

Application Tooling




Universal Service & Maintenance Tools and Tool Kit

These Hand Tools are ideal for low volume production, prototyping and repair and can help to keep initial investment costs to a minimum. The hand tools are able to crimp a broad spectrum of contacts with wire sizes from 28 to 8 AWG making them most suitable to the service industry. Attractively packaged, the Tool Kit is equipped with one base Hand Tool and four interchangeable die sets. An integrated, releasable ratchet mechanism ensures a complete crimp cycle which ensures high quality crimp connections. The diesets are compatible with the following contacts:

FASTON & FASTIN-FASTON Receptacles
Non-Insulated Open Barrel F-Crimp

PIDG FASTON & PLASTI-GRIP
Insulated closed terminals and splices - Red, Blue, Yellow

For further information see catalogue 1654650



Mini CERTI-LOK

A lightweight and compact tool for many commercial applications.

Features:

- Fixed dies
- Straight action jaw closure
- Ratchet mechanism ensures complete crimp style
- Easy access ratchet release
- Handle pressure adjustment with locking device
- Easy terminal positioning with 'Flap Locator' (same tools)
- Ergonomic non-slip handles
- Approximate weight 0.46 kg (1.0 lbs)

For further information see catalogue 1654180-2

Numerical Index

Part Number	Page Number	Part Number	Page Number	Part Number	Page Number	Part Number	Page Number	Part Number	Page Number
100494-2	8	150500-1	9	160759-2	33	170001-3	12	180464-1	7
100495-1	6	150500-2	9	160759-3	33	170037-9	8	180464-2	7
100495-2	6	150545-1	9	160759-4	33	170324-1	36	180464-5	7
100495-4	6	150545-2	9	160762-1	20	170324-2	36	180464-9	7
100570-2	6	150571-2	20	160762-2	20	170324-5	36	180900-0	22
100605-7	6	150699-1	8	160772-1	9	170325-1	36	180900-5	22
100651-2	8	150699-2	8	160772-3	9	170325-2	36	180901-0	22
1-1241968-0	28	150743-2	20	160773-1	33	170325-5	36	180901-5	22
1-1241968-5	28	151321-1	7	160773-3	33	170327-1	35	180904-0	23
1-154719-0	34	151321-2	7	160773-4	33	170328-1	35	180905-0	21
1-160301-9	6	1-521120-3	38	160773-7	33	170329-1	35	180905-5	21
1-160759-1	33	154717-1	33	160807-2	6	172074-1	36	180906-0	23
1-160759-2	33	154717-2	33	160808-2	6	172074-2	36	180906-5	23
1-163006-0	23	154717-3	33	160831-1	33	172074-4	36	180907-0	21
1-170823-4	10	154717-4	33	160831-2	33	172074-5	36	180907-5	21
1-180905-0	21	154717-6	33	160831-3	33	172074-6	36	180908-0	21
1-180907-0	21	154717-7	33	160831-4	33	172074-7	36	180908-5	21
1217145-1	9	154717-8	33	160859-4	18	172076-1	35	180916-0	21
1217150-1	19	154718-1	33	160859-5	18	172076-2	35	180916-5	21
1217151-1	8	154718-2	33	160859-6	18	172076-4	35	180918-0	22
1241857-5	27	154718-4	33	160860-2	16	172076-5	35	180923-0	21
1241869-8	28	154718-6	33	160860-3	16	172076-6	35	180923-5	21
1241967-8	28	154718-7	33	160860-4	16	172076-7	35	180924-0	21
1-280081-0	18	154719-0	34	160861-6	17	1-726388-2	12	180924-5	21
1-280081-1	18	154719-1	34	160861-7	17	1-726389-2	12	180940-0	22
1-280081-2	18	160173-1	20	160861-8	17	173974-1	36	180940-5	22
1-282186-1	18	160173-2	20	160864-2	20	173974-2	36	180941-0	22
1-282186-3	18	160173-7	20	160870-1	16	173974-4	36	180941-5	22
1-293015-1	29	160174-2	20	160870-3	16	173974-5	36	180948-0	23
1-293041-1	18	160174-5	20	160871-6	17	173974-6	36	180948-8	23
1-293041-2	18	160366-1	20	160887-1	20	173974-7	36	180948-9	23
1-336524-1	14	160366-2	20	160887-2	20	174777-1	37	180984-0	10
1-336524-2	14	160389-3	6	160887-4	20	174779-1	37	180984-1	10
1380087-1	38	160409-2	20	160913-3	16	175411-1	37	180984-5	10
1380087-2	38	160450-1	18	160913-4	16	177627-1	35	1814988-1	18
1380088-1	38	160450-2	18	160914-2	16	177627-4	35	181948-1	11
1380088-2	38	160450-3	18	160914-3	16	177627-5	35	181948-2	11
1380089-1	38	160484-1	9	160914-4	16	177627-6	35	181949-1	11
1380089-2	38	160484-4	9	160917-2	16	177627-7	35	181949-2	11
140716-2	9	160597-1	9	160917-3	16	177627-9	35	181953-1	11
140717-1	9	160597-4	9	160917-4	16	180351-1	16	181953-2	11
140717-2	9	160650-2	11	160922-2	20	180351-2	16	182079-2	11
140760-2	6	160655-2	20	160922-3	20	180351-3	16	182767-1	11
140760-4	6	160655-3	20	160923-1	20	180351-5	16	1-925017-0	10
140825-1	9	160655-4	20	160923-2	20	180351-6	16	1-925017-5	10
140825-2	9	160666-5	9	160923-3	20	180352-1	18	1-926539-6	10
141051-2	18	160684-1	20	160927-2	16	180352-2	18	1-926539-7	10
141352-1	9	160684-2	20	160927-3	16	180352-3	18	2-160256-1	6
141352-2	9	160684-4	20	160927-4	16	180352-5	18	2-160256-2	6
141352-3	9	160691-4	18	160928-2	16	180352-6	18	2-160301-9	6
141352-4	9	160691-5	18	160928-3	16	180363-1	6	2-172076-1	35
141628-2	10	160739-1	7	160928-4	16	180363-2	6	2-172076-2	35
141628-4	10	160739-2	7	1-626064-2	24	180398-1	17	2-172076-4	35
141628-5	10	160739-4	7	1-626065-2	24	180398-2	17	2-172076-5	35
1-480417-0	10	160739-6	7	163006-0	23	180423-1	9	2-172076-6	35
1-480417-1	10	160743-1	20	163007-0	23	180423-2	9	2-172076-7	35
1-480435-0	10	160743-3	20	163008-0	23	180437-1	9	2-180464-4	7
1-480435-5	10	160743-4	20	163120-0	22	180437-2	9	2-180906-0	23
1-480487-2	10	160759-1	33	170001-2	12	180460-0	10	2-180930-0	10

Numerical Index

Part Number	Page Number	Part Number	Page Number	Part Number	Page Number	Part Number	Page Number	Part Number	Page Number
2-180930-5	10	293041-2	18	5-160430-7	8	63646-2	8	927852-6	33
2-180940-0	22	293043-1	28	5-160431-2	8	63674-1	6	927852-7	33
2-180941-0	22	293044-1	28	5-160432-3	6	63961-1	9	927852-8	33
2-336524-3	14	293044-2	28	5-160432-4	6	63963-1	7	927854-1	33
2-626541-0	22	293161-1	27	5-160432-7	6	725964-2	11	927854-2	33
280000-6	6	3-160256-1	6	5-160433-1	8	726386-2	11	927854-6	33
280000-7	6	3-180916-0	21	5-160433-4	8	726388-2	12	927854-7	33
280001-9	6	3-180930-0	10	5-160433-6	8	726389-2	12	927854-8	33
280050-1	7	321001-3	33	5-160446-1	16	735052-0	10	927855-1	33
280050-2	7	3-336369-1	10	5-160446-2	16	737015-2	33	927855-2	33
280050-3	7	3-336369-5	10	5-160446-5	16	737015-3	33	927855-6	33
280050-4	7	336074-1	14	5-160446-6	16	737015-4	33	927855-7	33
280050-7	7	336074-3	14	5-160446-8	16	737255-5	20	927855-8	33
280080-1	18	336075-1	14	5-160526-6	16	790319-2	33	927867-2	33
280080-2	18	336075-3	14	5-160526-7	16	790319-3	33	927867-6	33
280080-4	18	336075-5	14	5-160526-9	16	790319-4	33	927867-7	33
280080-5	18	336076-1	14	5-160555-1	9	8-180984-0	10	927881-2	33
280080-6	18	336076-3	14	5-160555-2	9	8-180984-1	10	927881-8	33
280081-3	18	336076-5	14	5-160558-1	16	8-180984-2	10	927882-8	33
280081-7	18	336235-1	6	5-160558-2	16	8-735075-0	10	928230-3	27
280095-1	16	336235-3	6	5-160558-9	16	880310-8	21	928309-7	28
280095-2	16	336236-1	6	521120-1	38	925015-0	24	928309-8	28
280232-0	10	336236-3	6	521120-6	38	925276-0	23	928814-1	11
280232-1	10	336369-1	10	5-293035-2	27	925276-1	23	928814-2	11
280232-5	10	336369-5	10	5-927742-2	27	925324-1	21	928901-1	33
280232-6	10	336524-1	14	5-927742-3	27	925324-2	21	928901-2	33
280232-8	10	336524-2	14	5-927742-6	28	925387-1	10	928901-3	33
280233-0	10	338011-1	8	5-964492-2	27	925387-2	10	928901-4	33
280314-0	23	341001-1	33	5-964492-5	27	925475-1	24	928958-2	33
280314-5	23	341001-2	33	60434-1	19	926291-1	34	928958-6	33
280428-4	17	341002-1	33	60435-1	19	926410-1	10	928958-7	33
281827-1	33	341002-6	33	6-160430-6	8	926521-2	34	928958-8	33
281827-2	33	3-925017-0	10	6-160432-0	6	926522-1	34	928959-6	33
281828-2	33	4-160256-2	6	6-160432-3	6	926522-2	34	928959-8	33
281829-2	33	4-160256-5	6	6-160432-4	6	926539-1	10	928960-1	33
281991-1	34	4-160256-6	6	6-160433-5	8	926539-2	10	928960-2	33
281991-2	34	4-160256-7	6	6-160448-0	16	926539-3	10	928960-6	33
284340-5	31	4-180923-0	21	6-160448-1	16	926539-5	10	928960-7	33
284674-1	31	4-180924-0	21	6-160448-2	16	926539-7	10	928960-8	33
284688-2	11	42098-1	18	6-160448-3	16	926790-1	34	928961-6	33
284861-1	29	42098-2	18	6-160448-5	16	926790-2	34	928961-7	33
284861-3	29	42100-1	16	6-160448-6	16	926790-3	34	928961-8	33
284985-1	28	42100-2	16	6-160526-1	16	926790-4	34	928962-3	18
284986-1	28	42281-1	16	6-160558-0	16	926790-5	34	928962-4	18
2-880110-0	22	42281-2	16	61988-1	7	926790-6	34	964046-2	11
2-880297-0	23	444152-2	18	61988-2	7	926820-1	34	964492-2	27
2-880488-2	10	5-1241967-6	28	62003-1	9	926820-2	34	964492-5	27
293008-1	27	5-1241967-8	28	62003-2	9	926820-3	34	969518-2	10
293009-1	27	5-1241969-8	28	62026-1	8	926820-4	34	969518-3	10
293009-2	27	5-160303-1	9	62026-2	8	926820-5	34	9-927742-2	27
293010-1	27	5-160303-2	9	626056-0	24	926820-6	34	9-927742-3	27
293010-2	27	5-160316-1	9	626057-0	24	927742-2	27	9-927742-4	27
293011-1	27	5-160316-2	9	626062-0	24	927742-3	27		
293014-1	29	5-160429-1	8	626063-0	24	927742-4	27		
293014-3	29	5-160429-2	8	626064-0	24	927742-5	27		
293015-1	29	5-160429-4	8	626065-0	24	927742-6	28		
293033-1	28	5-160429-6	8	63475-1	8	927742-7	28		
293034-1	28	5-160430-4	8	63475-2	8	927852-1	33		
293041-1	18	5-160430-6	8	63646-1	8	927852-2	33		

Global Contacts

Americas

Argentina – Buenos Aires
 Phone: +54-1-733-2000
 Fax: +54-1-717-0988

Brasil – São Paulo
 Phone: +55-11-2103-6000
 Fax: +55-11-2103-6200

Canada – Toronto
 Phone: +905-475-6222
 Fax: +905-474-5520

Chile – Santiago
 Phone: +56-2-739-1230
 Fax: +56-2-739-1227

Colombia – Bogota
 Phone: +57-1-231-9398
 Fax: +57-1-240-3769

Mexico – Mexico City
 Phone: +52-5-729-0400
 Fax: +52-5-361-8545

United States
Harrisburg, PA
 Phone: +1-717-564-0100
 Fax: +1-717-986-7575

Troy, MI
 Phone: +1-248-273-3359
 Fax: +1-248-273-3322

Customer Service:
 Phone: +1-800-522-6752

Venezuela – Caracas
 Phone: +58-2-986-7774
 Fax: +58-2-986-9739

For Latin/South American Countries not shown
 Phone: +54-11-4733-2015
 Fax: +54-11-4733-2083

Asia/Pacific

Australia – Sydney
 Phone: +61-2-9554-2600
 Fax: +61-2-9502-2556

India – Bangalore
 Phone: +91-80-2854-0800
 Fax: +91-80-2854-0820

Indonesia – Jakarta
 Phone: +62-21-526-7852
 Fax: +62-21-526-7856

Japan – Kawasaki, Kanagawa
 Phone: +81-44-844-8111
 Fax: +81-44-812-3207

Korea – Seoul
 Phone: +82-2-3415-4500
 Fax: +82-2-3486-3810

Malaysia – Selangor
 Phone: +60-3-7805-3055
 Fax: +60-3-7805-3066

New Zealand – Auckland
 Phone: +64-9-634-4580
 Fax: +64-9-634-4586

Philippines – Makati City
 Phone: +632-867-8641
 Fax: +632-867-8661

People's Republic of China
Hong Kong
 Phone: +852-2735-1628
 Fax: +852-2735-0243

Shanghai
 Phone: +86-21-2407-1588
 Fax: +86-21-2407-1599

Singapore – Singapore
 Phone: +65-480-4525
 Fax: +65-482-1012

Taiwan – Taipei
 Phone: +886-2-2664-9977
 Fax: +886-2-2664-9900

Thailand – Bangkok
 Phone: +66-2-955-0500
 Fax: +66-2-955-0505

Vietnam – Ho Chi Minh City
 Phone: +84-8-930-4547
 Fax: +84-8-930-3443

Europe/Middle East/Africa

Austria – Vienna
 Phone: +43-1-905-60-0
 Fax: +43-1-905-60-1333
 Product Information Centre:
 Phone: +43-1-905-60-1249
 Fax: +43-1-905-60-1251

Belgium – Kessel-Lo
 Phone: +32-16-352-300
 Fax: +32-16-352-352

Bulgaria – Sofia
 Phone: +359-2-971-2152
 Fax: +359-2-971-2153

Czech Republic – Kurim
 Phone: +420-5-41-162-111
 Fax: +420-5-41-162-223
 Product Information Centre:
 Phone: +420-5-41-162-113
 Fax: +420-5-41-162-132

Denmark – Glostrup
 Phone: +45-43-480-452
 Fax: +45-43-441-414

Egypt – Cairo
 Phone: +20-2-29-04-281
 Fax: +20-2-41-92-334

Finland – Helsinki
 Phone: +358-95-12-34-20
 Fax: +358-95-12-34-250

France – Cergy-Pontoise Cedex
 Phone: +33-1-3420-8888
 Fax: +33-1-3420-8600
 Product Information Centre:
 Phone: +33-1-3420-8686
 Fax: +33-1-3420-8623

France Export Divisions –
 Cergy-Pontoise Cedex
 Phone: +33-1-3420-8866
 Fax: +33-1-3420-8300

Germany – Bensheim
 Tyco Electronics AMP GmbH
 Phone: +49-6251-133-0
 Fax: +49-6251-133-1600
 Product Information Centre:
 Phone: +49-6251-133-1999
 Fax: +49-6251-133-1988

Germany – Niefern
 Tyco Electronics pretema
 GmbH & Co. KG
 Phone: +49-7233-69-0
 Fax: +49-7233-69-100

Germany – Ottobrunn
 Tyco Electronics Raychem GmbH
 Phone: +49-89-6089-0
 Fax: +49-89-6096-345

Greece – Athens
 Phone: +30-210-9370-396/397
 Fax: +30-210-9370-655

Hungary – Budapest
 Phone: +36-1-289-1000
 Fax: +36-1-289-1010
 Product Information Centre:
 Phone: +36-1-289-1016
 Fax: +36-1-289-1017

Ireland – Dublin
 Phone: +353-1-820-3000
 Fax: +353-1-820-9790

Israel – Yokneam
 Phone: +972-4-959-0508
 Fax: +972-4-959-0506

Italy – Collegno (Torino)
 Phone: +39-011-4012-111
 Fax: +39-011-4031116
 Product Information Centre:
 Phone: +39-011-4012-360
 Fax: +39-011-40287360

Lithuania – Vilnius
 Phone: +370-5-2131-402
 Fax: +370-5-2131-403

Netherlands – 's-Hertogenbosch
 Phone: +31-73-6246-246
 Fax: +31-73-6212-365
 Product Information Centre:
 Phone: +31-73-6246-999
 Fax: +31-73-6246-998

Norway – Nesbru
 Phone: +47-66-77-88-86
 Fax: +47-66-77-88-55

Poland – Warsaw
 Phone: +48-22-4576-700
 Fax: +48-22-4576-720
 Product Information Centre:
 Phone: +48-22-4576-704
 Fax: +48-22-4576-720

Romania – Bucharest
 Phone: +40-21-311-3479 + 3596
 Fax: +40-21-312-0574

Russia – Moscow
 Phone: +7-495-926-55-06...09
 Fax: +7-495-926-55-05

Russia – St. Petersburg
 Phone: +7-812-718-8192
 Fax: +7-812-718-8193

Slovenia – Ljubljana
 Phone: +386-1561-3270
 Fax: +386-1561-3240

South Africa – Port Elizabeth
 Phone: +2741-503-4500
 Fax: +2741-581-0440

Spain – Barcelona
 Phone: +34-93-291-0330
 Fax: +34-93-201-7879

Sweden – Upplands Väsby
 Phone: +46-8-50-72-50-00
 Fax: +46-8-50-72-50-01

Switzerland – Steinach
 Phone: +41-71-447-0447
 Fax: +41-71-447-0444

Turkey – Istanbul
 Phone: +90-212-281-8181...3
 +90-212-282-5130/5430
 Fax: +90-212-281-8184

Ukraine – Kiev
 Phone: +380-44-206-2265
 Fax: +380-44-206-2264

United Kingdom –
 Swindon, Wiltshire
 Phone: +44-8706-080-208
 Fax: +44-1793-572-109
 Product Information Centre:
 Freephone GB: 0800-267-666
 Phone: +44-208-420-8341
 +44-208-420-8343
 Fax: +44-208-420-8081



tyco

Electronics

Tyco Electronics AMP GmbH
AMPêrestr. 12-14 · 64625 Bensheim
Phone: +49-6251-133-0
Fax: +49-6251-133-1600
www.tycoelectronics.com

a vital part of your world

© 2006 Tyco International
7-1773445-2 Revised 01-2007

AMP, AMP MONO-SHAPE, AMPLIVAR, AMP-O-LETRIC, CERTI-LOK, E-SPRING CONTACT, FASTIN-FASTON, FASTON, PIDG, PLASTI-GRIP, POSITIVE LOCK and TYCO are all trademarks
Other products, logos, and Company names mentioned herein may be trademarks of their respective owners



Компания «ЭлектроПласт» предлагает заключение долгосрочных отношений при поставках импортных электронных компонентов на взаимовыгодных условиях!

Наши преимущества:

- Оперативные поставки широкого спектра электронных компонентов отечественного и импортного производства напрямую от производителей и с крупнейших мировых складов;
- Поставка более 17-ти миллионов наименований электронных компонентов;
- Поставка сложных, дефицитных, либо снятых с производства позиций;
- Оперативные сроки поставки под заказ (от 5 рабочих дней);
- Экспресс доставка в любую точку России;
- Техническая поддержка проекта, помощь в подборе аналогов, поставка прототипов;
- Система менеджмента качества сертифицирована по Международному стандарту ISO 9001;
- Лицензия ФСБ на осуществление работ с использованием сведений, составляющих государственную тайну;
- Поставка специализированных компонентов (Xilinx, Altera, Analog Devices, Intersil, Interpoint, Microsemi, Aeroflex, Peregrine, Syfer, Eurofarad, Texas Instrument, Miteq, Cobham, E2V, MA-COM, Hittite, Mini-Circuits, General Dynamics и др.);

Помимо этого, одним из направлений компании «ЭлектроПласт» является направление «Источники питания». Мы предлагаем Вам помощь Конструкторского отдела:

- Подбор оптимального решения, техническое обоснование при выборе компонента;
- Подбор аналогов;
- Консультации по применению компонента;
- Поставка образцов и прототипов;
- Техническая поддержка проекта;
- Защита от снятия компонента с производства.



Как с нами связаться

Телефон: 8 (812) 309 58 32 (многоканальный)

Факс: 8 (812) 320-02-42

Электронная почта: org@eplast1.ru

Адрес: 198099, г. Санкт-Петербург, ул. Калинина, дом 2, корпус 4, литера А.