



Shielded Power Inductors – XFL3010



- High current, magnetically shielded power inductors
- Only 1 mm high with a 3 mm × 3 mm footprint

Designer's Kit C440 contains 5 of each XFL3010 and XFL3012 value

Core material Composite

Environmental RoHS compliant, halogen free

Terminations RoHS compliant tin-silver-copper (96.5/3/0.5) over tin over nickel over silver-platinum. Other terminations available at additional cost.

Weight 44 mg

Ambient temperature –40°C to +85°C with Irms current, +85°C to +125°C with derated current

Storage temperature Component: –40°C to +125°C.
Tape and reel packaging: –40°C to +80°C

Resistance to soldering heat Max three 40 second reflows at +260°C, parts cooled to room temperature between cycles

Moisture Sensitivity Level (MSL) 1 (unlimited floor life at <30°C / 85% relative humidity)

Failures in Time (FIT) / Mean Time Between Failures (MTBF)
38 per billion hours / 26,315,789 hours, calculated per Telcordia SR-332

Packaging 2000/7" reel; 7500/13" reel Plastic tape: 8 mm wide, 0.23 mm thick, 4 mm pocket spacing, 1.14 mm pocket depth

PCB washing Only pure water or alcohol recommended

Part number ¹	Inductance ² ±20% (µH)	DCR (Ohms) ³		SRF typ ⁴ (MHz)	Isat (A) ⁵			Irms (A) ⁵	
		nom	max		10% drop	20% drop	30% drop	20°C rise	40°C rise
XFL3010-601ME_	0.60	0.030	0.033	180	1.8	2.4	2.7	1.8	2.5
XFL3010-102ME_	1.0	0.043	0.049	128	1.5	2.1	2.4	1.6	2.3
XFL3010-152ME_	1.5	0.071	0.080	97.0	1.2	1.6	1.9	1.4	1.9
XFL3010-222ME_	2.2	0.111	0.122	78.0	0.94	1.2	1.5	1.0	1.3
XFL3010-332ME_	3.3	0.154	0.166	64.0	0.86	1.1	1.3	0.88	1.2
XFL3010-472ME_	4.7	0.217	0.230	57.0	0.71	0.97	1.1	0.84	1.1
XFL3010-682ME_	6.8	0.315	0.346	42.0	0.56	0.78	0.92	0.72	0.95
XFL3010-103ME_	10	0.472	0.519	35.0	0.44	0.61	0.71	0.62	0.82
XFL3010-153ME_	15	0.521	0.560	28.4	0.33	0.45	0.53	0.56	0.76
XFL3010-223ME_	22	0.770	0.818	21.7	0.26	0.35	0.40	0.48	0.66
XFL3010-333ME_	33	1.12	1.20	17.5	0.22	0.30	0.35	0.41	0.56
XFL3010-393ME_	39	1.23	1.40	16.9	0.21	0.29	0.33	0.37	0.51
XFL3010-473ME_	47	1.71	1.93	14.4	0.16	0.23	0.27	0.33	0.44
XFL3010-563ME_	56	1.95	2.16	13.6	0.16	0.22	0.25	0.3	0.41
XFL3010-683ME_	68	2.32	2.60	12.7	0.15	0.21	0.24	0.27	0.36
XFL3010-823ME_	82	2.77	3.10	11.6	0.14	0.20	0.23	0.26	0.34
XFL3010-104ME_	100	4.64	5.50	10.1	0.13	0.19	0.22	0.20	0.29
XFL3010-224ME_	220	9.91	12.0	6.9	0.08	0.12	0.14	0.14	0.19

1. When ordering, please specify **packaging** code:

XFL3010-222MEC

Packaging: C = 7" machine-ready reel. EIA-481 embossed plastic tape (2000 parts per full reel).

B = Less than full reel. In tape, but not machine ready.

To have a leader and trailer added (\$25 charge), use code letter C instead.

D = 13" machine-ready reel. EIA-481 embossed plastic tape. Factory order only, not stocked (7500 parts per full reel).

2. Inductance tested at 100 kHz, 0.1 Vrms, 0 Adc.

3. DCR measured on a micro-ohmmeter.

4. SRF measured using Agilent/HP 4395A or equivalent.

5. DC current at which the inductance drops the specified amount from its value without current.

6. Current that causes the specified temperature rise from 25°C ambient.

7. Electrical specifications at 25°C.

Refer to Doc 362 "Soldering Surface Mount Components" before soldering.



www.coilcraft.com

US +1-847-639-6400 sales@coilcraft.com

UK +44-1236-730595 sales@coilcraft-europe.com

Taiwan +886-2-2264 3646 sales@coilcraft.com.tw

China +86-21-6218 8074 sales@coilcraft.com.cn

Singapore +65-6484 8412 sales@coilcraft.com.sg

Document 727-1 Revised 07/03/12

© Coilcraft Inc. 2012

This product may not be used in medical or high risk applications without prior Coilcraft approval. Specification subject to change without notice. Please check out web site for latest information.



Shielded Power Inductors – XFL3010

Typical L vs Frequency



Parts manufactured prior to January 2011 may not have part marking.



Recommended Land Pattern

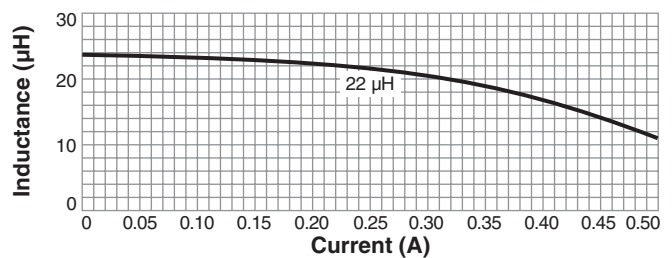
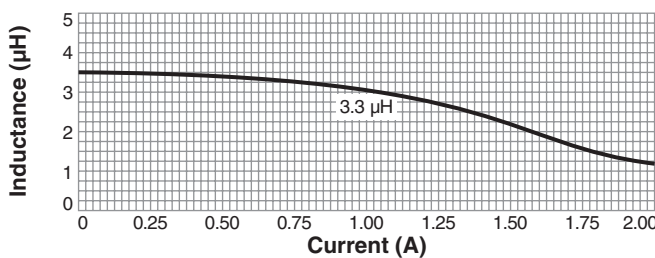
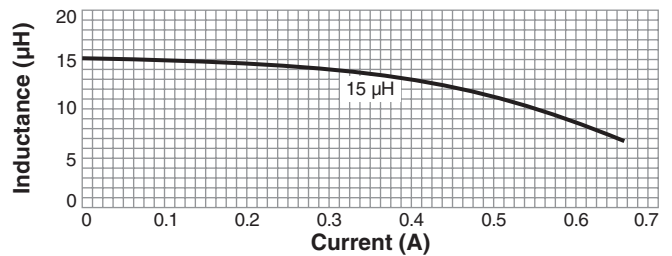
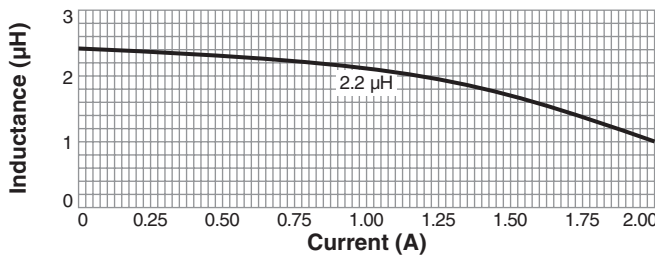
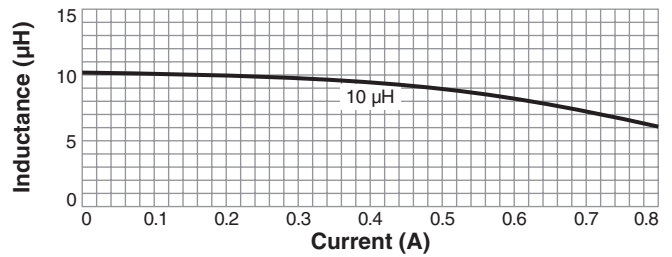
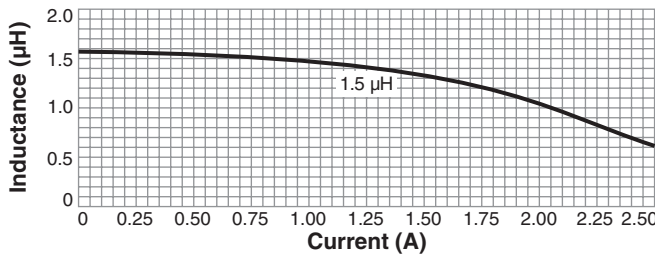
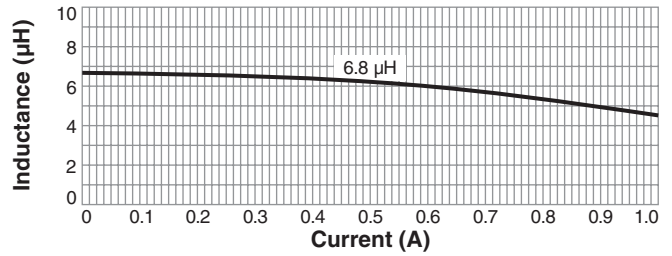
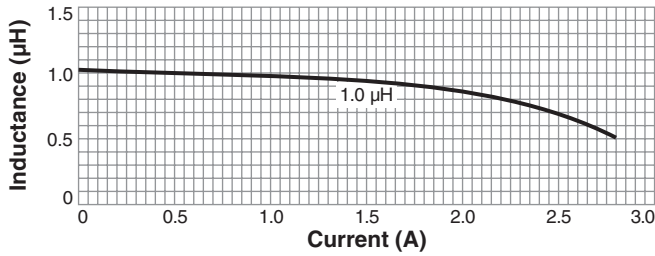
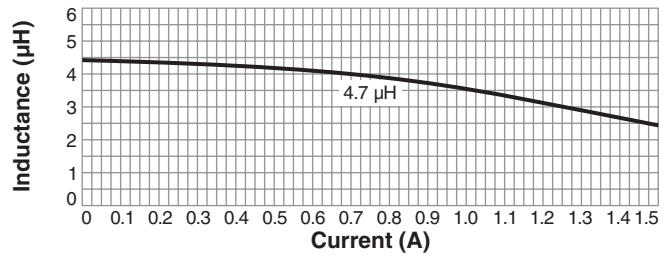
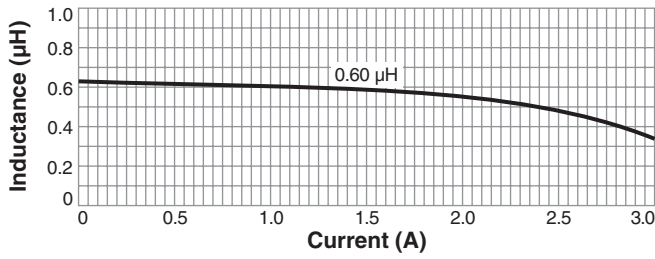


Dimensions are in $\frac{\text{inches}}{\text{mm}}$



Shielded Power Inductors – XFL3010

Typical L vs Current



US +1-847-639-6400 sales@coilcraft.com
UK +44-1236-730595 sales@coilcraft-europe.com
Taiwan +886-2-2264 3646 sales@coilcraft.com.tw
China +86-21-6218 8074 sales@coilcraft.com.cn
Singapore + 65-6484 8412 sales@coilcraft.com.sg

Document 727-3 Revised 07/03/12

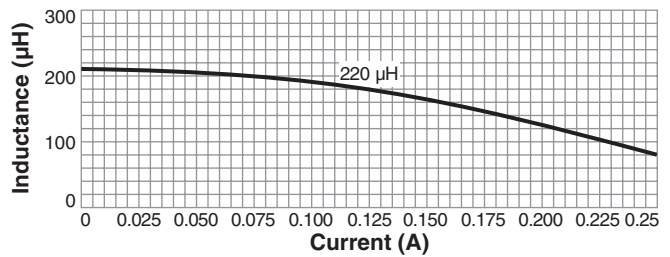
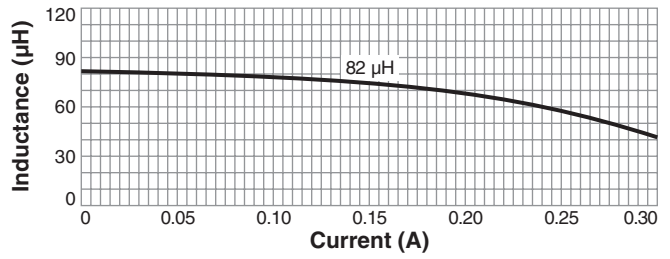
© Coilcraft Inc. 2012

This product may not be used in medical or high risk applications without prior Coilcraft approval. Specification subject to change without notice. Please check out web site for latest information.



Shielded Power Inductors – XFL3010

Typical L vs Current



Typical Irms Derating



US +1-847-639-6400 sales@coilcraft.com
UK +44-1236-730595 sales@coilcraft-europe.com
Taiwan +886-2-2264 3646 sales@coilcraft.com.tw
China +86-21-6218 8074 sales@coilcraft.com.cn
Singapore + 65-6484 8412 sales@coilcraft.com.sg

Document 727-4 Revised 07/03/12

© Coilcraft Inc. 2012

This product may not be used in medical or high risk applications without prior Coilcraft approval. Specification subject to change without notice. Please check out web site for latest information.



Компания «ЭлектроПласт» предлагает заключение долгосрочных отношений при поставках импортных электронных компонентов на взаимовыгодных условиях!

Наши преимущества:

- Оперативные поставки широкого спектра электронных компонентов отечественного и импортного производства напрямую от производителей и с крупнейших мировых складов;
- Поставка более 17-ти миллионов наименований электронных компонентов;
- Поставка сложных, дефицитных, либо снятых с производства позиций;
- Оперативные сроки поставки под заказ (от 5 рабочих дней);
- Экспресс доставка в любую точку России;
- Техническая поддержка проекта, помощь в подборе аналогов, поставка прототипов;
- Система менеджмента качества сертифицирована по Международному стандарту ISO 9001;
- Лицензия ФСБ на осуществление работ с использованием сведений, составляющих государственную тайну;
- Поставка специализированных компонентов (Xilinx, Altera, Analog Devices, Intersil, Interpoint, Microsemi, Aeroflex, Peregrine, Syfer, Eurofarad, Texas Instrument, Miteq, Cobham, E2V, MA-COM, Hittite, Mini-Circuits, General Dynamics и др.);

Помимо этого, одним из направлений компании «ЭлектроПласт» является направление «Источники питания». Мы предлагаем Вам помощь Конструкторского отдела:

- Подбор оптимального решения, техническое обоснование при выборе компонента;
- Подбор аналогов;
- Консультации по применению компонента;
- Поставка образцов и прототипов;
- Техническая поддержка проекта;
- Защита от снятия компонента с производства.



Как с нами связаться

Телефон: 8 (812) 309 58 32 (многоканальный)

Факс: 8 (812) 320-02-42

Электронная почта: org@eplast1.ru

Адрес: 198099, г. Санкт-Петербург, ул. Калинина, дом 2, корпус 4, литера А.