

MAPRST1214-6UF



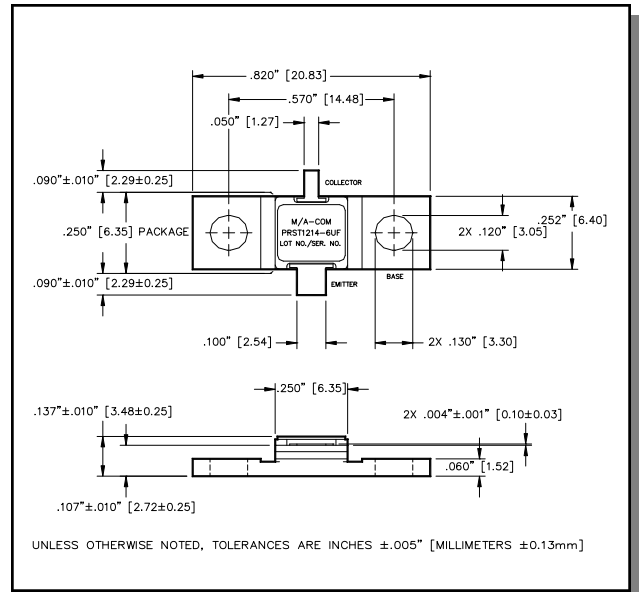
Radar Pulsed Power Transistor
6W, 1.2-1.4 GHz, 6ms Pulse, 25% Duty

M/A-COM Products
Released, 30 May 07

Features

- NPN silicon microwave power transistors
- Common base configuration
- Broadband Class C operation
- High efficiency inter-digitized geometry
- Diffused emitter ballasting resistors
- Gold metallization system
- Internal input and output impedance matching
- Hermetic metal/ceramic package
- RoHS compliant

Outline Drawing



Absolute Maximum Ratings at 25°C

Parameter	Symbol	Rating	Units
Collector-Emitter Voltage	V_{CES}	65	V
Emitter-Base Voltage	V_{EBO}	3.0	V
Collector Current (Peak)	I_C	1.9	A
Power Dissipation @ +25°C	P_{TOT}	100	W
Storage Temperature	T_{STG}	-65 to +200	°C
Junction Temperature	T_J	200	°C

Electrical Specifications: $T_C = 25 \pm 5^\circ\text{C}$ (Room Ambient)

Parameter	Test Conditions	Frequency	Symbol	Min	Max	Units
Collector-Emitter Breakdown Voltage	$I_C = 10\text{mA}$		BV_{CES}	65	-	V
Collector-Emitter Leakage Current	$V_{CE} = 40\text{V}$		I_{CES}	-	3.0	mA
Thermal Resistance	$V_{CC} = 36\text{V}$, $P_{in} = 0.8\text{W}$	F = 1.2, 1.3, 1.4 GHz	$R_{TH(JC)}$	-	1.8	°C/W
Output Power	$V_{CC} = 36\text{V}$, $P_{in} = 0.8\text{W}$	F = 1.2, 1.3, 1.4 GHz	P_{OUT}	6	-	W
Power Gain	$V_{CC} = 36\text{V}$, $P_{in} = 0.8\text{W}$	F = 1.2, 1.3, 1.4 GHz	G_P	8.75	-	dB
Gain Flatness	$V_{CC} = 36\text{V}$, $P_{in} = 0.8\text{W}$	F = 1.2, 1.3, 1.4 GHz	ΔG	-	0.75	dB
Collector Efficiency	$V_{CC} = 36\text{V}$, $P_{in} = 0.8\text{W}$	F = 1.2, 1.3, 1.4 GHz	η_C	40	-	%
Input Return Loss	$V_{CC} = 36\text{V}$, $P_{in} = 0.8\text{W}$	F = 1.2, 1.3, 1.4 GHz	RL	-	-10	dB
Pulse Droop	$V_{CC} = 36\text{V}$, $P_{in} = 0.8\text{W}$	F = 1.2, 1.3, 1.4 GHz	Droop	-	0.3	dB
Load Mismatch Tolerance	$V_{CC} = 36\text{V}$, $P_{in} = 0.8\text{W}$	F = 1.2, 1.3, 1.4 GHz	VSWR-T	-	3:1	-
Load Mismatch Stability	$V_{CC} = 36\text{V}$, $P_{in} = 0.8\text{W}$	F = 1.2, 1.3, 1.4 GHz	VSWR-S	-	1.5:1	-

1

ADVANCED: Data Sheets contain information regarding a product M/A-COM Technology Solutions is considering for development. Performance is based on target specifications, simulated results, and/or prototype measurements. Commitment to develop is not guaranteed.

PRELIMINARY: Data Sheets contain information regarding a product M/A-COM Technology Solutions has under development. Performance is based on engineering tests. Specifications are typical. Mechanical outline has been fixed. Engineering samples and/or test data may be available. Commitment to produce in volume is not guaranteed.

- **North America** Tel: 800.366.2266 / Fax: 978.366.2266
 - **Europe** Tel: 44.1908.574.200 / Fax: 44.1908.574.300
 - **Asia/Pacific** Tel: 81.44.844.8296 / Fax: 81.44.844.8298
- Visit www.macomtech.com for additional data sheets and product information.

M/A-COM Technology Solutions Inc. and its affiliates reserve the right to make changes to the product(s) or information contained herein without notice.

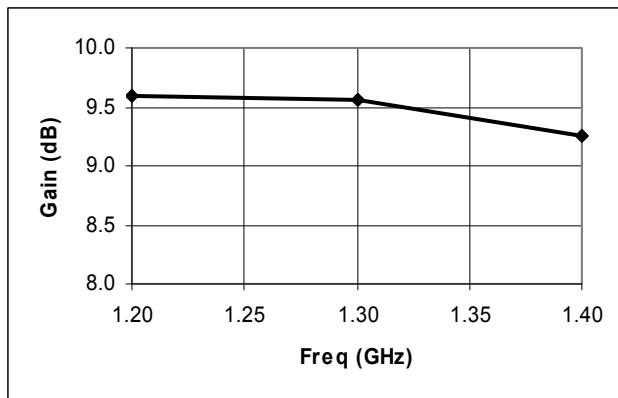
Radar Pulsed Power Transistor
6W, 1.2-1.4 GHz, 6ms Pulse, 25% Duty

M/A-COM Products
Released, 30 May 07

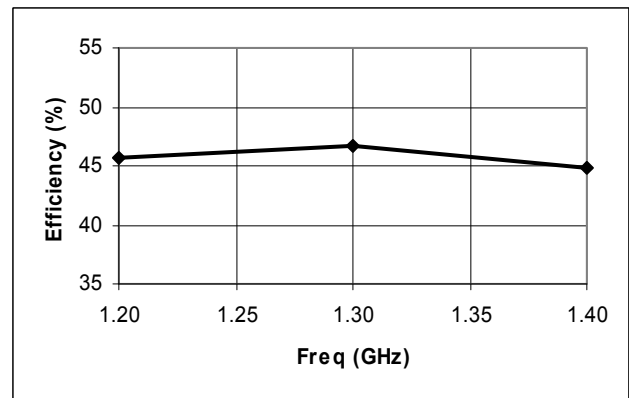
Typical RF Performance

Freq. (GHz)	Pin (W)	Pout (W)	Gain (dB)	Ic (A)	Eff (%)	Droop (dB)	RL (dB)	VSWR-S (1.5:1)	VSWR-T (3:1)
1.2	0.8	7.3	9.59	0.44	45.7	0.10	-14.1	S	P
1.3	0.8	7.2	9.56	0.43	46.6	0.09	-15.2	S	P
1.4	0.8	6.7	9.26	0.42	44.8	0.08	-16.1	S	P

Gain vs. Frequency

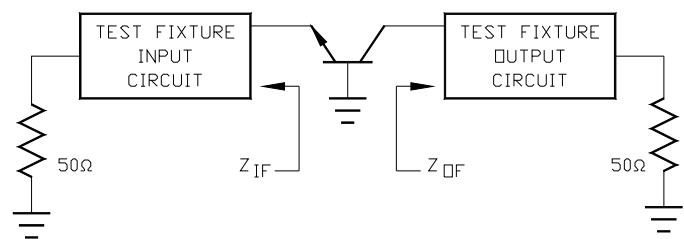


Collector Efficiency vs. Frequency



RF Test Fixture Impedance

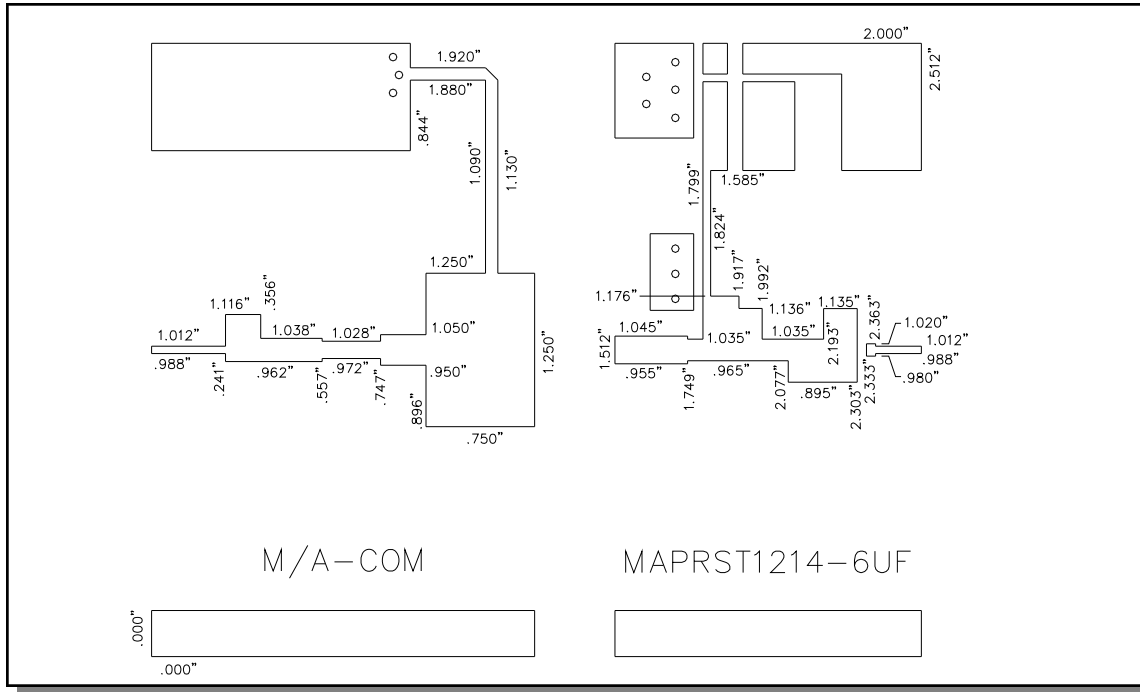
F (GHz)	Z _{IF} (Ω)	Z _{OF} (Ω)
1.2	3.7 - j 3.2	16.9 + j18.0
1.3	3.8 - j 3.4	14.2 + j16.4
1.4	3.4 - j 3.7	11.7 + j18.2



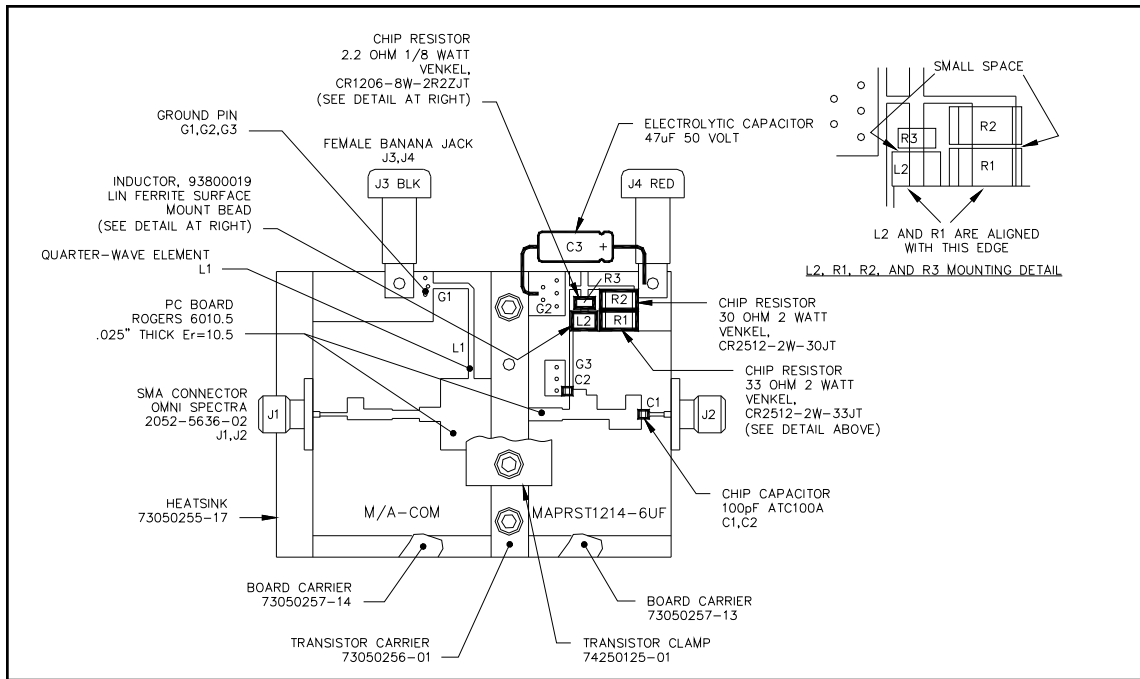
Radar Pulsed Power Transistor
6W, 1.2-1.4 GHz, 6ms Pulse, 25% Duty

M/A-COM Products
Released, 30 May 07

Test Fixture Circuit Dimensions



Test Fixture Assembly



ADVANCED: Data Sheets contain information regarding a product M/A-COM Technology Solutions is considering for development. Performance is based on target specifications, simulated results, and/or prototype measurements. Commitment to develop is not guaranteed.
PRELIMINARY: Data Sheets contain information regarding a product M/A-COM Technology Solutions has under development. Performance is based on engineering tests. Specifications are typical. Mechanical outline has been fixed. Engineering samples and/or test data may be available. Commitment to produce in volume is not guaranteed.

- **North America** Tel: 800.366.2266 / Fax: 978.366.2266
 - **Europe** Tel: 44.1908.574.200 / Fax: 44.1908.574.300
 - **Asia/Pacific** Tel: 81.44.844.8296 / Fax: 81.44.844.8298
- Visit www.macomtech.com for additional data sheets and product information.

M/A-COM Technology Solutions Inc. and its affiliates reserve the right to make changes to the product(s) or information contained herein without notice.



Компания «ЭлектроПласт» предлагает заключение долгосрочных отношений при поставках импортных электронных компонентов на взаимовыгодных условиях!

Наши преимущества:

- Оперативные поставки широкого спектра электронных компонентов отечественного и импортного производства напрямую от производителей и с крупнейших мировых складов;
- Поставка более 17-ти миллионов наименований электронных компонентов;
- Поставка сложных, дефицитных, либо снятых с производства позиций;
- Оперативные сроки поставки под заказ (от 5 рабочих дней);
- Экспресс доставка в любую точку России;
- Техническая поддержка проекта, помощь в подборе аналогов, поставка прототипов;
- Система менеджмента качества сертифицирована по Международному стандарту ISO 9001;
- Лицензия ФСБ на осуществление работ с использованием сведений, составляющих государственную тайну;
- Поставка специализированных компонентов (Xilinx, Altera, Analog Devices, Intersil, Interpoint, Microsemi, Aeroflex, Peregrine, Syfer, Eurofarad, Texas Instrument, Miteq, Cobham, E2V, MA-COM, Hittite, Mini-Circuits, General Dynamics и др.);

Помимо этого, одним из направлений компании «ЭлектроПласт» является направление «Источники питания». Мы предлагаем Вам помощь Конструкторского отдела:

- Подбор оптимального решения, техническое обоснование при выборе компонента;
- Подбор аналогов;
- Консультации по применению компонента;
- Поставка образцов и прототипов;
- Техническая поддержка проекта;
- Защита от снятия компонента с производства.



Как с нами связаться

Телефон: 8 (812) 309 58 32 (многоканальный)

Факс: 8 (812) 320-02-42

Электронная почта: org@eplast1.ru

Адрес: 198099, г. Санкт-Петербург, ул. Калинина, дом 2, корпус 4, литера А.