

## Aluminum Capacitors Radial, High Temperature Miniature

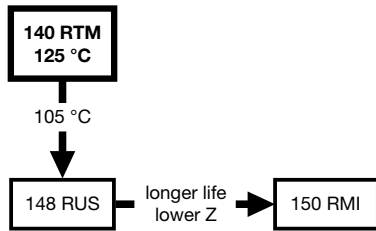


Fig. 1

### FEATURES

- Very long useful life: 2500 h to 4000 h at 125 °C
- High stability, high reliability
- AEC-Q200 qualified
- Extended temperature range up to 125 °C
- High ripple current capability
- Polarized aluminum electrolytic capacitors, non-solid electrolyte
- Radial leads, cylindrical aluminum case with pressure relief, insulated with a blue sleeve
- Charge and discharge proof
- Material categorization: For definitions of compliance please see [www.vishay.com/doc?99912](http://www.vishay.com/doc?99912)


**RoHS  
COMPLIANT**

### APPLICATIONS

- EDP, telecommunication, industrial, automotive and military
- Smoothing, filtering, buffering in SMPS
- High ambient temperature environments

### MARKING

The capacitors are marked (where possible) with the following information:

- Rated capacitance value (in  $\mu\text{F}$ )
- Tolerance on rated capacitance, code letter in accordance with IEC 60062 (M for  $\pm 20\%$ )
- Rated voltage (in V)
- Date code, in accordance with IEC 60062
- Code indicating factory of origin
- Name of manufacturer
- Upper category temperature (125 °C)
- Negative terminal identification
- Series number (140)

| QUICK REFERENCE DATA                            |  |
|---|--|
| DESCRIPTION                                     | VALUE                                  |
| Nominal case sizes ( $\varnothing$ D x L in mm) | 10 x 12 to 18 x 31                     |
| Rated capacitance range, $C_R$                  | 22 $\mu\text{F}$ to 4700 $\mu\text{F}$ |
| Tolerance on $C_R$                              | $\pm 20\%$                             |
| Rated voltage range, $U_R$                      | 6.3 V to 63 V                          |
| Category temperature range                      | - 55 °C to + 125 °C                    |
| Endurance test at 125 °C                        | 2000 h                                 |
| Useful life at 125 °C                           | 2500 h to 4000 h                       |
| Useful life at 40 °C, 1.6 x $I_R$ applied       | 300 000 h                              |
| Shelf life at 0 V, 125 °C                       | 500 h                                  |
| Based on sectional specification                | IEC 60384-4/EN 130300                  |
| Climatic category IEC 60068                     | 55/125/56                              |

| SELECTION CHART FOR $C_R$ , $U_R$ , AND RELEVANT NOMINAL CASE SIZES ( $\varnothing$ D x L in mm) |           |           |           |           |           |           |         |
|--|-----------|-----------|-----------|-----------|-----------|-----------|---------|
| $C_R$<br>( $\mu\text{F}$ )   | $U_R$ (V) |           |           |           |           |           |         |
|  | 6.3       | 10        | 16        | 25        | 35        | 50        | 63      |
| 22   | -         | -         | -         | -         | -         | -         | 10 x 12 |
| 47   | -         | -         | -         | -         | -         | 10 x 12   | 10 x 12 |
| 100  | -         | -         | -         | -         | 10 x 12   | 10 x 16   | 10 x 20 |
| 220  | -         | -         | 10 x 12   | 10 x 16   | 10 x 16   | 12.5 x 20 | 16 x 20 |
| 330  | -         | 10 x 12   | 10 x 16   | 10 x 20   | -         | 12.5 x 20 | 16 x 20 |
| 470  | -         | 10 x 16   | 10 x 16   | 10 x 20   | 12.5 x 20 | 12.5 x 25 | 16 x 25 |
|  | -         | -         | -         | -         | -         | 16 x 20   | -       |
| 1000   | -         | 10 x 20   | 12.5 x 20 | 12.5 x 25 | 16 x 25   | 16 x 31   | 18 x 31 |
|  | -         | -         | -         | 16 x 20   | -         | -         | -       |
| 1200   | 10 x 16   | -         | -         | -         | -         | -         | -       |
| 2200   | 10 x 20   | 12.5 x 25 | 16 x 25   | 16 x 31   | 18 x 31   | -         | -       |
|  | -         | 16 x 20   | -         | -         | -         | -         | -       |
| 3300   | -         | 16 x 25   | 16 x 31   | 18 x 31   | -         | -         | -       |
| 4700   | -         | 16 x 31   | 18 x 31   | -         | -         | -         | -       |

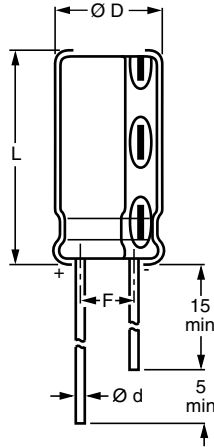
**DIMENSIONS** in millimeters **AND AVAILABLE FORMS**


Fig. 2 - Form CA: Long leads

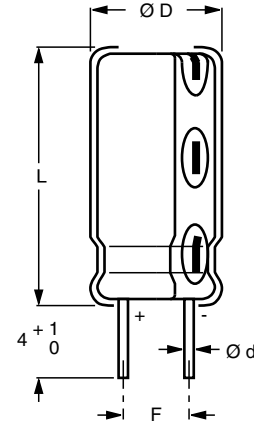


Fig. 3 - Form CB: Cut leads

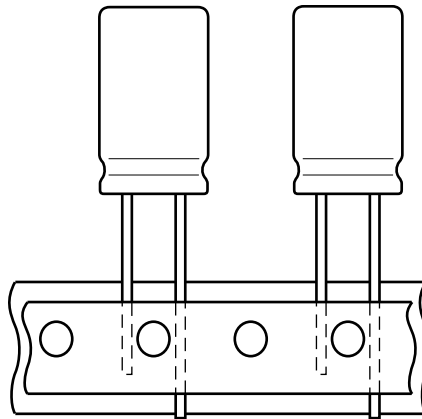


Fig. 4 - Form TFA: Taped in box (ammopack)

Table 1

| DIMENSIONS in millimeters, MASS, AND PACKAGING QUANTITIES |           |     |                     |                   |           |          |                      |         |          |
|---|-----------|-----|---------------------|-------------------|-----------|----------|----------------------|---------|----------|
| NOMINAL CASE SIZE<br>Ø D x L                              | CASE CODE | Ø d | Ø D <sub>max.</sub> | L <sub>max.</sub> | F         | MASS (g) | PACKAGING QUANTITIES |         |          |
|   |           |     |                     |                   |           |          | FORM CA              | FORM CB | FORM TFA |
| 10 x 12   | 14        | 0.6 | 10.5                | 13.5              | 5.0 ± 0.5 | ≈ 1.6    | 1000                 | 500     | 800      |
| 10 x 16   | 15        | 0.6 | 10.5                | 17.5              | 5.0 ± 0.5 | ≈ 1.9    | 500                  | 500     | 800      |
| 10 x 20   | 16        | 0.6 | 10.5                | 22.0              | 5.0 ± 0.5 | ≈ 2.2    | 500                  | 500     | 800      |
| 12.5 x 20   | 17        | 0.6 | 13.0                | 22.0              | 5.0 ± 0.5 | ≈ 4.0    | 500                  | 500     | 500      |
| 12.5 x 25   | 18        | 0.6 | 13.0                | 27.0              | 5.0 ± 0.5 | ≈ 5.0    | 250                  | 250     | 500      |
| 16 x 20   | 19a       | 0.8 | 16.5                | 22.0              | 7.5 ± 0.5 | ≈ 6.0    | 250                  | 250     | 250      |
| 16 x 25   | 19        | 0.8 | 16.5                | 27.0              | 7.5 ± 0.5 | ≈ 8.0    | 250                  | 250     | 250      |
| 16 x 31   | 20        | 0.8 | 16.5                | 33.5              | 7.5 ± 0.5 | ≈ 9.0    | 100                  | 100     | 250      |
| 18 x 31   | 1831      | 0.8 | 18.5                | 33.5              | 7.5 ± 0.5 | ≈ 12.5   | 100                  | 100     | -        |

**Note**

- For detailed tape dimensions please see [www.vishay.com/doc?28360](http://www.vishay.com/doc?28360)



| ELECTRICAL DATA |   |
|-----------------|---|
| SYMBOL          | DESCRIPTION                                       |
| $C_R$           | Rated capacitance at 100 Hz, tolerance $\pm 20\%$ |
| $I_R$           | Rated RMS ripple current at 100 kHz, 125 °C       |
| $I_{L1}$        | Max. leakage current after 1 min at $U_R$         |
| $\tan \delta$   | Max. dissipation factor at 100 Hz                 |
| Z               | Max. impedance at 100 kHz                         |

**Note**

- Unless otherwise specified, all electrical values in Table 2 apply at  $T_{amb} = 20\text{ °C}$ ,  $P = 86\text{ kPa}$  to  $106\text{ kPa}$ ,  $RH = 45\%$  to  $75\%$

**ORDERING EXAMPLE**

Electrolytic capacitor 140 series

220  $\mu\text{F}/25\text{ V}$ ;  $\pm 20\%$

Nominal case size:  $\varnothing 10\text{ mm} \times 16\text{ mm}$ ; form TFA

Ordering code: MAL214036221E3

Former 12NC: 2222 140 36221

**ELECTRICAL DATA AND ORDERING INFORMATION**

| $U_R$<br>(V) | $C_R$<br>100 Hz<br>( $\mu\text{F}$ ) | NOMINAL<br>CASE SIZE<br>$\varnothing D \times L$<br>(mm) | $I_R$<br>100 kHz<br>125 °C<br>(mA) | $I_{L1}$<br>1 min<br>( $\mu\text{A}$ ) | $\tan \delta$<br>100 Hz | Z<br>100 kHz<br>+ 20 °C<br>( $\Omega$ ) | Z<br>100 kHz<br>- 40 °C<br>( $\Omega$ ) | ORDERING CODE<br>MAL2140 ..... |         |          |
|--------------|--------------------------------------|--|------------------------------------|--|-------------------------|---|---|--------------------------------|---------|----------|
|              |                                      |  |                                    |  |                         |   |   | BULK PACKAGING                 |         | TAPED    |
|              |                                      |  |                                    |  |                         |   |   | FORM CA                        | FORM CB | FORM TFA |
| 6.3          | 1200                                 | 10 x 16  | 760                                | 79                                     | 0.28                    | 0.150                                   | 1.10                                    | 53122E3                        | 63122E3 | 33122E3  |
|              | 2200                                 | 10 x 20  | 850                                | 142                                    | 0.28                    | 0.120                                   | 0.85                                    | 53222E3                        | 63222E3 | 33222E3  |
| 10           | 330                                  | 10 x 12  | 480                                | 36                                     | 0.20                    | 0.200                                   | 1.40                                    | 54331E3                        | 64331E3 | 34331E3  |
|              | 470                                  | 10 x 16  | 760                                | 50                                     | 0.20                    | 0.150                                   | 1.10                                    | 54471E3                        | 64471E3 | 34471E3  |
|              | 1000                                 | 10 x 20  | 850                                | 103                                    | 0.20                    | 0.120                                   | 0.85                                    | 54102E3                        | 64102E3 | 34102E3  |
|              | 2200                                 | 12.5 x 25  | 1400                               | 223                                    | 0.24                    | 0.050                                   | 0.40                                    | 94225E3                        | 94226E3 | 94223E3  |
|              | 2200                                 | 16 x 20  | 1400                               | 223                                    | 0.24                    | 0.050                                   | 0.40                                    | 54222E3                        | 64222E3 | 34222E3  |
|              | 3300                                 | 16 x 25  | 1900                               | 333                                    | 0.24                    | 0.034                                   | 0.25                                    | 54332E3                        | 64332E3 | 34332E3  |
| 4700         | 16 x 31                              | 2200   | 473                                | 0.24                                   | 0.030                   | 0.20                                    | 54472E3                                 | 64472E3                        | 34472E3 |          |
| 16           | 220                                  | 10 x 12  | 480                                | 38                                     | 0.16                    | 0.200                                   | 1.40                                    | 55221E3                        | 65221E3 | 35221E3  |
|              | 330                                  | 10 x 16  | 760                                | 56                                     | 0.16                    | 0.150                                   | 1.10                                    | 55331E3                        | 65331E3 | 35331E3  |
|              | 470                                  | 10 x 16  | 760                                | 78                                     | 0.16                    | 0.150                                   | 1.10                                    | 55471E3                        | 65471E3 | 35471E3  |
|              | 1000                                 | 12.5 x 20  | 1200                               | 163                                    | 0.16                    | 0.073                                   | 0.50                                    | 55102E3                        | 65102E3 | 35102E3  |
|              | 2200                                 | 16 x 25  | 1900                               | 355                                    | 0.18                    | 0.034                                   | 0.25                                    | 55222E3                        | 65222E3 | 35222E3  |
|              | 3300                                 | 16 x 31  | 2200                               | 531                                    | 0.18                    | 0.030                                   | 0.20                                    | 55332E3                        | 65332E3 | 35332E3  |
| 4700         | 18 x 31                              | 2200   | 755                                | 0.18                                   | 0.030                   | 0.20                                    | 55472E3                                 | 65472E3                        | -       |          |
| 25           | 220                                  | 10 x 16  | 750                                | 58                                     | 0.14                    | 0.150                                   | 1.10                                    | 56221E3                        | 66221E3 | 36221E3  |
|              | 330                                  | 10 x 20  | 850                                | 86                                     | 0.14                    | 0.120                                   | 0.85                                    | 56331E3                        | 66331E3 | 36331E3  |
|              | 470                                  | 10 x 20  | 850                                | 121                                    | 0.14                    | 0.120                                   | 0.85                                    | 56471E3                        | 66471E3 | 36471E3  |
|              | 1000                                 | 12.5 x 25  | 1400                               | 253                                    | 0.14                    | 0.050                                   | 0.40                                    | 96105E3                        | 96106E3 | 96103E3  |
|              | 1000                                 | 16 x 20  | 1400                               | 253                                    | 0.14                    | 0.050                                   | 0.40                                    | 56102E3                        | 66102E3 | 36102E3  |
|              | 2200                                 | 16 x 31  | 2200                               | 553                                    | 0.16                    | 0.030                                   | 0.20                                    | 56222E3                        | 66222E3 | 36222E3  |
| 3300         | 18 x 31                              | 2200   | 828                                | 0.16                                   | 0.030                   | 0.20                                    | 56332E3                                 | 66332E3                        | -       |          |
| 35           | 100                                  | 10 x 12  | 480                                | 38                                     | 0.12                    | 0.200                                   | 1.40                                    | 50101E3                        | 60101E3 | 30101E3  |
|              | 220                                  | 10 x 16  | 760                                | 80                                     | 0.12                    | 0.150                                   | 1.10                                    | 50221E3                        | 60221E3 | 30221E3  |
|              | 470                                  | 12.5 x 20  | 1200                               | 168                                    | 0.12                    | 0.073                                   | 0.50                                    | 50471E3                        | 60471E3 | 30471E3  |
|              | 1000                                 | 16 x 25  | 1500                               | 353                                    | 0.12                    | 0.034                                   | 0.25                                    | 50102E3                        | 60102E3 | 30102E3  |
| 2200         | 18 x 31                              | 2200   | 773                                | 0.14                                   | 0.030                   | 0.20                                    | 50222E3                                 | 60222E3                        | -       |          |
| 50           | 47                                   | 10 x 12  | 300                                | 27                                     | 0.10                    | 0.300                                   | 2.00                                    | 51479E3                        | 61479E3 | 31479E3  |
|              | 100                                  | 10 x 16  | 380                                | 53                                     | 0.10                    | 0.200                                   | 1.40                                    | 51101E3                        | 61101E3 | 31101E3  |
|              | 220                                  | 12.5 x 20  | 580                                | 113                                    | 0.10                    | 0.120                                   | 0.85                                    | 51221E3                        | 61221E3 | 31221E3  |
|              | 330                                  | 12.5 x 20  | 870                                | 168                                    | 0.10                    | 0.120                                   | 0.85                                    | 51331E3                        | 61331E3 | 31331E3  |
|              | 470                                  | 12.5 x 25  | 1100                               | 238                                    | 0.10                    | 0.085                                   | 0.60                                    | 91475E3                        | 91476E3 | 91473E3  |
|              | 470                                  | 16 x 20  | 1100                               | 238                                    | 0.10                    | 0.085                                   | 0.60                                    | 51471E3                        | 61471E3 | 31471E3  |
| 1000         | 16 x 31                              | 1700   | 503                                | 0.10                                   | 0.045                   | 0.30                                    | 51102E3                                 | 61102E3                        | 31102E3 |          |
| 63           | 22                                   | 10 x 12  | 380                                | 17                                     | 0.10                    | 0.300                                   | 2.00                                    | 58229E3                        | 68229E3 | 38229E3  |
|              | 47                                   | 10 x 12  | 380                                | 33                                     | 0.10                    | 0.300                                   | 2.00                                    | 58479E3                        | 68479E3 | 38479E3  |
|              | 100                                  | 10 x 20  | 650                                | 66                                     | 0.10                    | 0.160                                   | 1.10                                    | 58101E3                        | 68101E3 | 38101E3  |
|              | 220                                  | 16 x 20  | 1100                               | 142                                    | 0.10                    | 0.085                                   | 0.60                                    | 58221E3                        | 68221E3 | 38221E3  |
|              | 330                                  | 16 x 20  | 1100                               | 211                                    | 0.10                    | 0.085                                   | 0.60                                    | 58331E3                        | 68331E3 | 38331E3  |
|              | 470                                  | 16 x 25  | 1500                               | 299                                    | 0.10                    | 0.055                                   | 0.40                                    | 58471E3                        | 68471E3 | 38471E3  |
| 1000         | 18 x 31                              | 1800   | 633                                | 0.10                                   | 0.040                   | 0.28                                    | 58102E3                                 | 68102E3                        | -       |          |

| ADDITIONAL ELECTRICAL DATA         |  |  |
|------------------------------------|--|--|
| PARAMETER                          | CONDITIONS   | VALUE  |
| <b>Voltage</b>                     |  |  |
| Surge voltage                      |  | $U_s \leq 1.15 \times U_R$                         |
| Reverse voltage                    |  | $U_{rev} \leq 1 \text{ V}$                         |
| <b>Current</b>                     |  |  |
| Leakage current                    | After 1 min at $U_R$   | $I_{L1} \leq 0.01 C_R \times U_R + 3 \mu\text{A}$  |
|                                    | After 5 min at $U_R$   | $I_{L5} \leq 0.002 C_R \times U_R + 3 \mu\text{A}$ |
| <b>Inductance</b>                  |  |  |
| Equivalent series inductance (ESL) | Case $\varnothing D = 10 \text{ mm}$                         | Typ. 16 nH   |
|                                    | Case $\varnothing D \geq 12.5 \text{ mm}$                    | Typ. 18 nH   |
| <b>Resistance</b>                  |  |  |
| Equivalent series resistance (ESR) | Calculated from $\tan \delta_{max.}$ and $C_R$ (see Table 2) | $ESR = \tan \delta / 2 \pi f C_R$                  |

**CAPACITANCE (C)**


Fig. 5 - Typical multiplier of capacitance as a function of ambient temperature



Fig. 6 - Typical multiplier of capacitance as a function of frequency

**EQUIVALENT SERIES RESISTANCE (ESR)**


Fig. 7 - Typical multiplier of ESR as a function of ambient temperature



Fig. 8 - Typical multiplier of ESR as a function of frequency

**RIPPLE CURRENT AND USEFUL LIFE**

Table 2

| ENDURANCE AND USEFUL LIFE AS A FUNCTION OF CASE SIZE |           |                                    |                              |
|--|-----------|------------------------------------|------------------------------|
| NOMINAL CASE SIZE<br>Ø D x L<br>(mm)                 | CASE CODE | ENDURANCE TEST<br>AT 125 °C<br>(h) | USEFUL LIFE AT 125 °C<br>(h) |
| 10 x 12  | 14        | 2000                               | 2500                         |
| 10 x 16  | 15        | 2000                               | 3000                         |
| 10 x 20  | 16        | 2000                               | 3000                         |
| 12.5 x 20  | 17        | 2000                               | 3000                         |
| 12.5 x 25  | 18        | 2000                               | 3000                         |
| 16 x 20  | 19a       | 2000                               | 3000                         |
| 16 x 25  | 19        | 2000                               | 4000                         |
| 16 x 31  | 20        | 2000                               | 4000                         |
| 18 x 31  | 1831      | 2000                               | 4000                         |

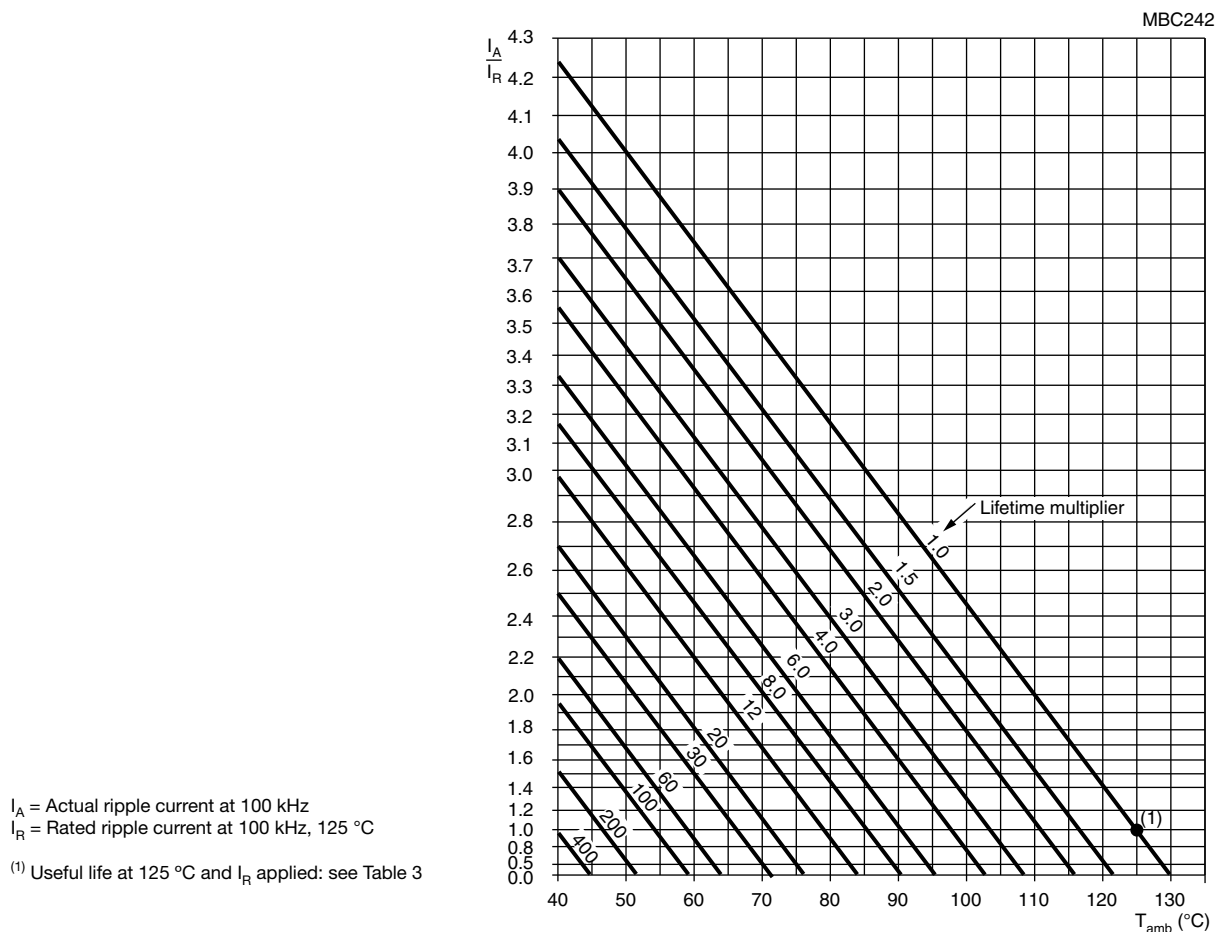


Fig. 9 - Multiplier of useful life as a function of ambient temperature and ripple current load

**Table 3**

| <b>MULTIPLIER OF RIPPLE CURRENT (<math>I_R</math>) AS A FUNCTION OF FREQUENCY</b> |  |  |  |
|---|--|--|--|
| <b>FREQUENCY<br/>(Hz)</b>   | <b><math>I_R</math> MULTIPLIER</b>                       |  |  |
|   | <b><math>U_R = 6.3 \text{ V TO } 25 \text{ V}</math></b> | <b><math>U_R = 35 \text{ V}</math></b> | <b><math>U_R = 50 \text{ V AND } 63 \text{ V}</math></b> |
| 50  | 0.60   | 0.50                                   | 0.35   |
| 100   | 0.70   | 0.65                                   | 0.50   |
| 300   | 0.85   | 0.80                                   | 0.65   |
| 1000  | 0.90   | 0.85                                   | 0.80   |
| 3000  | 0.95   | 0.90                                   | 0.90   |
| 10 000  | 1.00   | 0.95                                   | 0.90   |
| 100 000   | 1.00   | 1.00                                   | 1.00   |

**Table 4**

| <b>TEST PROCEDURES AND REQUIREMENTS</b> |   |   |  |
|---|---|---|--|
| <b>TEST</b>                             |   | <b>PROCEDURE<br/>(quick reference)</b>  | <b>REQUIREMENTS</b>  |
| <b>NAME OF TEST</b>                     | <b>REFERENCE</b>                            |   |  |
| Endurance                               | IEC 60384-4/<br>EN 130300<br>subclause 4.13 | $T_{amb} = 125 \text{ }^\circ\text{C}$ ; $U_R$ applied;<br>2000 h   | $\Delta C/C: \pm 15 \%$<br>$\tan \delta \leq 1.3 \times \text{spec. limit}$<br>$Z \leq 2 \times \text{spec. limit}$<br>$I_{L5} \leq \text{spec. limit}$  |
| Useful life                             | CECC 30301<br>subclause 1.8.1               | $T_{amb} = 125 \text{ }^\circ\text{C}$ ; $U_R$ and $I_R$ applied;<br>for test duration see Table 3  | $\Delta C/C: \pm 30 \%$<br>$\tan \delta \leq 3 \times \text{spec. limit}$<br>$Z \leq 3 \times \text{spec. limit}$<br>$I_{L5} \leq \text{spec. limit}$<br>no short or open circuit<br>total failure percentage: $\leq 1 \%$ |
| Shelf life                              | IEC 60384-4/<br>EN 130300<br>subclause 4.17 | $T_{amb} = 125 \text{ }^\circ\text{C}$ ; no voltage applied;<br>500 h<br>After test: $U_R$ to be applied for 30 min,<br>24 h to 48 h before measurement | $\Delta C/C: \pm 15 \%$<br>$\tan \delta \leq 1.3 \times \text{spec. limit}$<br>$Z \leq 2 \times \text{spec. limit}$<br>$I_{L5} \leq 2 \times \text{spec. limit}$   |



## Disclaimer

ALL PRODUCT, PRODUCT SPECIFICATIONS AND DATA ARE SUBJECT TO CHANGE WITHOUT NOTICE TO IMPROVE RELIABILITY, FUNCTION OR DESIGN OR OTHERWISE.

Vishay Intertechnology, Inc., its affiliates, agents, and employees, and all persons acting on its or their behalf (collectively, "Vishay"), disclaim any and all liability for any errors, inaccuracies or incompleteness contained in any datasheet or in any other disclosure relating to any product.

Vishay makes no warranty, representation or guarantee regarding the suitability of the products for any particular purpose or the continuing production of any product. To the maximum extent permitted by applicable law, Vishay disclaims (i) any and all liability arising out of the application or use of any product, (ii) any and all liability, including without limitation special, consequential or incidental damages, and (iii) any and all implied warranties, including warranties of fitness for particular purpose, non-infringement and merchantability.

Statements regarding the suitability of products for certain types of applications are based on Vishay's knowledge of typical requirements that are often placed on Vishay products in generic applications. Such statements are not binding statements about the suitability of products for a particular application. It is the customer's responsibility to validate that a particular product with the properties described in the product specification is suitable for use in a particular application. Parameters provided in datasheets and/or specifications may vary in different applications and performance may vary over time. All operating parameters, including typical parameters, must be validated for each customer application by the customer's technical experts. Product specifications do not expand or otherwise modify Vishay's terms and conditions of purchase, including but not limited to the warranty expressed therein.

Except as expressly indicated in writing, Vishay products are not designed for use in medical, life-saving, or life-sustaining applications or for any other application in which the failure of the Vishay product could result in personal injury or death. Customers using or selling Vishay products not expressly indicated for use in such applications do so at their own risk. Please contact authorized Vishay personnel to obtain written terms and conditions regarding products designed for such applications.

No license, express or implied, by estoppel or otherwise, to any intellectual property rights is granted by this document or by any conduct of Vishay. Product names and markings noted herein may be trademarks of their respective owners.

## Material Category Policy

**Vishay Intertechnology, Inc. hereby certifies that all its products that are identified as RoHS-Compliant fulfill the definitions and restrictions defined under Directive 2011/65/EU of The European Parliament and of the Council of June 8, 2011 on the restriction of the use of certain hazardous substances in electrical and electronic equipment (EEE) - recast, unless otherwise specified as non-compliant.**

**Please note that some Vishay documentation may still make reference to RoHS Directive 2002/95/EC. We confirm that all the products identified as being compliant to Directive 2002/95/EC conform to Directive 2011/65/EU.**

**Vishay Intertechnology, Inc. hereby certifies that all its products that are identified as Halogen-Free follow Halogen-Free requirements as per JEDEC JS709A standards. Please note that some Vishay documentation may still make reference to the IEC 61249-2-21 definition. We confirm that all the products identified as being compliant to IEC 61249-2-21 conform to JEDEC JS709A standards.**



Компания «ЭлектроПласт» предлагает заключение долгосрочных отношений при поставках импортных электронных компонентов на взаимовыгодных условиях!

Наши преимущества:

- Оперативные поставки широкого спектра электронных компонентов отечественного и импортного производства напрямую от производителей и с крупнейших мировых складов;
- Поставка более 17-ти миллионов наименований электронных компонентов;
- Поставка сложных, дефицитных, либо снятых с производства позиций;
- Оперативные сроки поставки под заказ (от 5 рабочих дней);
- Экспресс доставка в любую точку России;
- Техническая поддержка проекта, помощь в подборе аналогов, поставка прототипов;
- Система менеджмента качества сертифицирована по Международному стандарту ISO 9001;
- Лицензия ФСБ на осуществление работ с использованием сведений, составляющих государственную тайну;
- Поставка специализированных компонентов (Xilinx, Altera, Analog Devices, Intersil, Interpoint, Microsemi, Aeroflex, Peregrine, Syfer, Eurofarad, Texas Instrument, Miteq, Cobham, E2V, MA-COM, Hittite, Mini-Circuits, General Dynamics и др.);

Помимо этого, одним из направлений компании «ЭлектроПласт» является направление «Источники питания». Мы предлагаем Вам помощь Конструкторского отдела:

- Подбор оптимального решения, техническое обоснование при выборе компонента;
- Подбор аналогов;
- Консультации по применению компонента;
- Поставка образцов и прототипов;
- Техническая поддержка проекта;
- Защита от снятия компонента с производства.



#### Как с нами связаться

**Телефон:** 8 (812) 309 58 32 (многоканальный)

**Факс:** 8 (812) 320-02-42

**Электронная почта:** [org@eplast1.ru](mailto:org@eplast1.ru)

**Адрес:** 198099, г. Санкт-Петербург, ул. Калинина, дом 2, корпус 4, литера А.