

698 to 960 MHz/1710 to 2700 MHz Low PIM Ceiling Mount Omnidirectional Antenna

LOW PIM MULTI-BAND CEILING MOUNTED OMNIDIRECTIONAL ANTENNA

The CMS69273P is an indoor broadband low PIM omnidirectional ceiling mount antenna. It is designed to provide pattern coverage that is optimized for indoor requirements at 698-960 MHz and 1710-2700 MHz frequency bands. The antenna features a pattern that has been specifically shaped to provide optimal performance from a ceiling mount location.



FEATURES

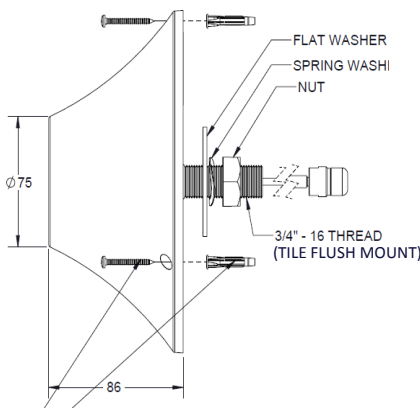
- Low Profile aesthetically neutral housing
- Mounts directly and easily to ceiling tile
- Performance optimized using Laird proprietary RF optimization tools
- Excellent flame retardancy rating
- RoHS compliant

MARKETS

- DAS
- In-Building wireless
- Neutral host providers
- Cellular & LTE
- Small cells

BENEFITS

- Low PIM performance minimizes interference and improves in-building wireless network coverage and capacity.
- Attractive, compact design and form factor ideal for indoor solution applications.



#6 x 1-1/4" MOUNTING
SCREWS AND ANCHORS
(DRYWALL FLUSH MOUNT)

PARAMETER	SPECIFICATION								
Frequency Bands, MHz	698-806	824-894	880-960	1570-1580	1710-1880	1850-1990	1910-2170	2300-2500	2500-2700
Peak Gain, dBi (Typ)	2.2	1.8	1.4	2.1	2.2	2.6	2.9	3.6	3.5
Peak Gain, dBi (Max)	2.6	2.0	1.7	2.1	2.5	2.9	3.6	3.8	3.5
VSWR (Typ)	<2.0:1	<1.7:1	<1.8:1	<1.8:1	<1.8:1	<1.7:1	<1.7:1	<1.6:1	<2.0:1
Maximum VSWR	2.0:1								
PIM, 3rd Order, 2 x 20W (Typ)	<-152 dBc				<-160 dBc				
PIM, 3rd Order, 2 x 20W (Max)	<-150 dBc								
Nominal Impedance	-50 Ω								
Max Power (Ambient temp of 25°C)	50 Watts								
Polarization	Linear, Vertical								
Azimuth Beam Width	Omnidirectional								
Radome	PC / ABS, UV stable								
Mounting	Ceiling mount								
Dimensions (diameter x height)	199 mm x 86 mm								
Weight	0.34 kg								
Storage Temperature (°C)	-40° C to +85° C								
Operational Temperature (°C)	-30° C to +70° C								
Flammability Rating (Radome)	UL 94V0 Materials								
Material Substance Compliance	RoHS Compliant								
Connector / Cable Options	Model CMS69273P-30NF 30 cm (12") Type N-Female								
	Model CMS69273P-30D41F 30 cm (12") 4.1-9.5 Mini DIN Female								

Americas: +1.847.839.6907
IAS-AmericasEastSales@lairdtech.com

Europe: +44.1628.858941
IAS-EUSales@lairdtech.com

Asia: +86.21.5855.0827.127
IAS-AsiaSales@lairdtech.com

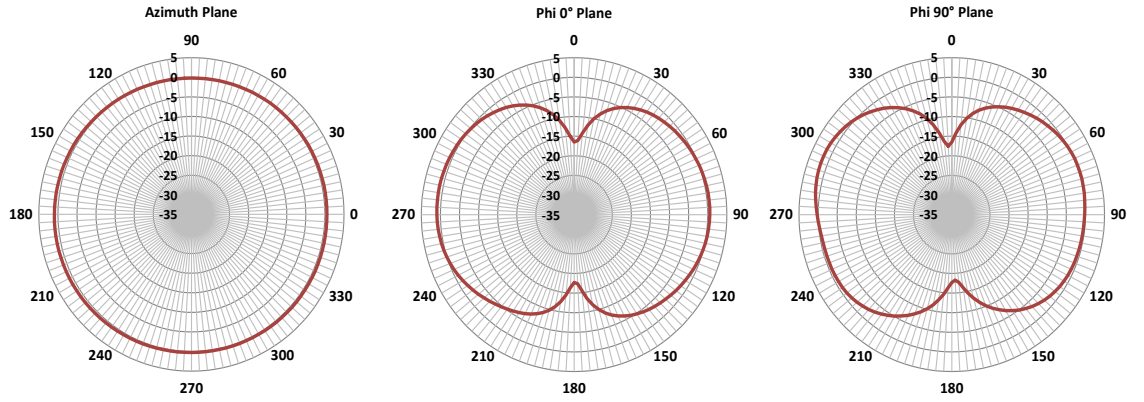
CMS69273P

698 to 960 MHz/1710 to 2700 MHz

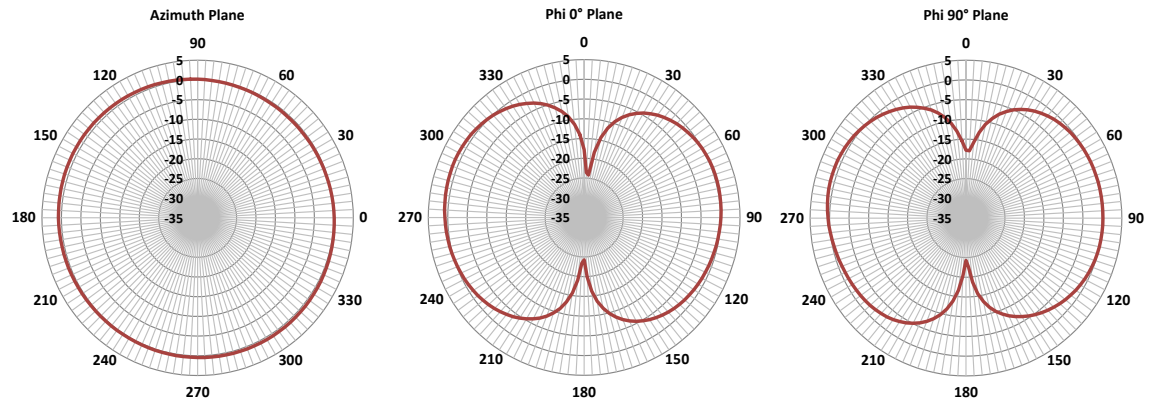
Low PIM Ceiling Mount Omnidirectional Antenna

PATTERNS

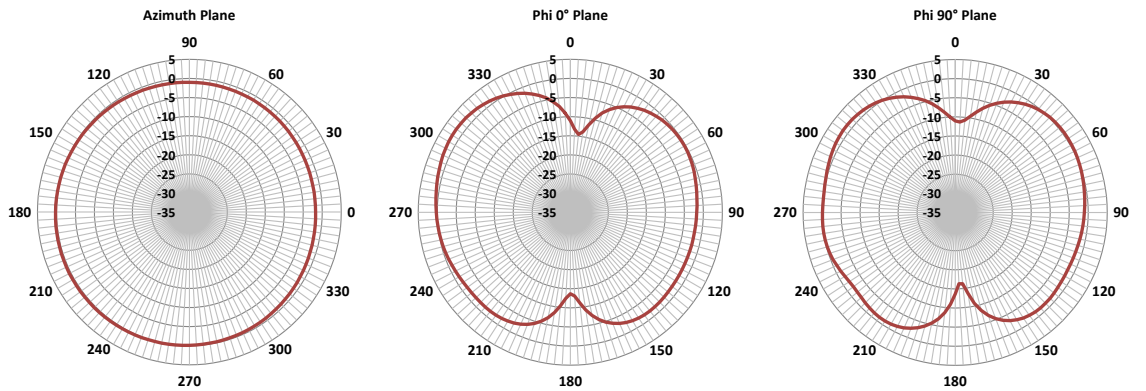
Radiation Pattern at 698 MHz



Radiation Pattern at 960 MHz



Radiation Pattern at 1575 MHz



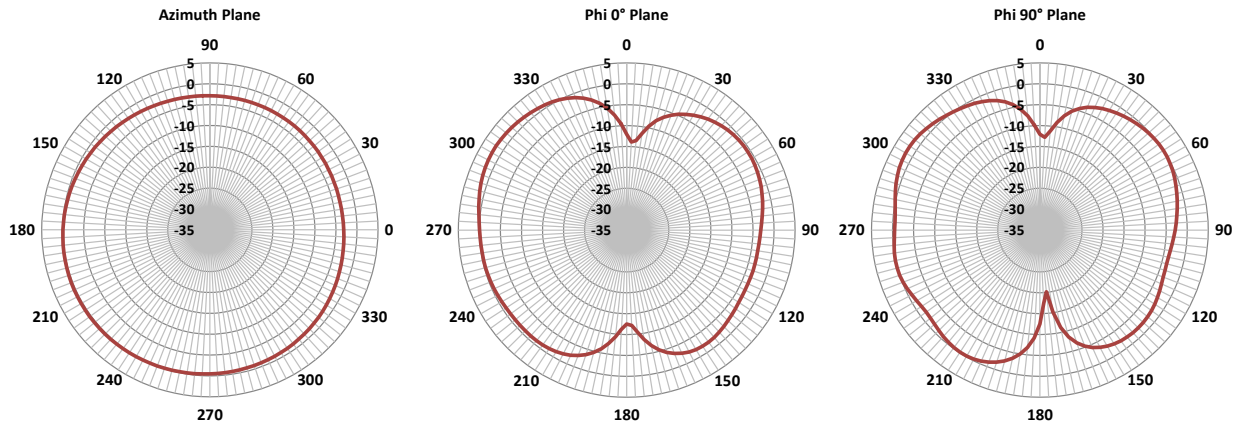
CMS69273P

698 to 960 MHz/1710 to 2700 MHz

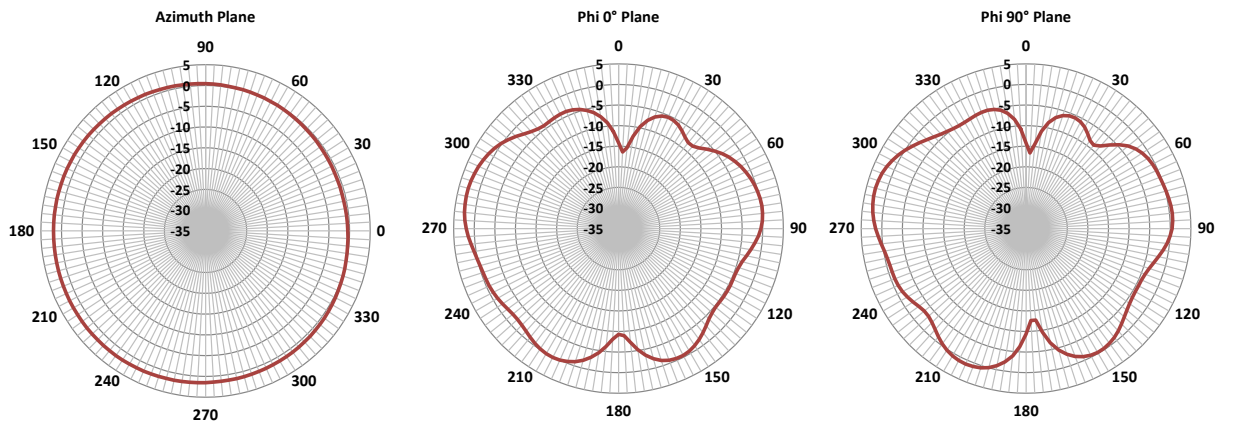
Low PIM Ceiling Mount Omnidirectional Antenna

PATTERNS

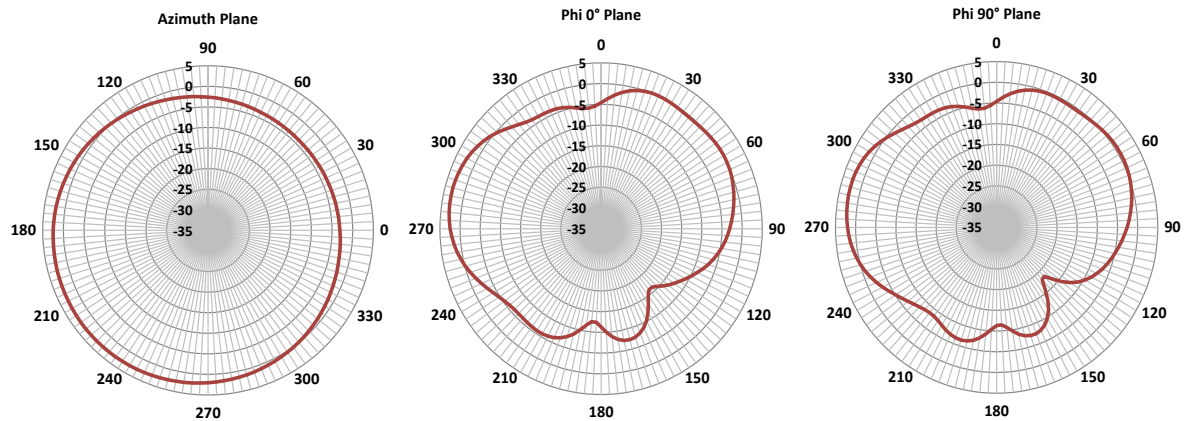
Radiation Pattern at 1710 MHz



Radiation Pattern at 2110 MHz



Radiation Pattern at 2700 MHz



IAS-ANT-DS-CMS69273P_073114

Any information furnished by Laird and its agents is believed to be accurate and reliable. All specifications are subject to change without notice. Responsibility for the use and application of Laird materials rests with the end user, since Laird and its agents cannot be aware of all potential uses. Laird makes no warranties as to the fitness, merchantability or suitability of any Laird materials or products for any specific or general uses. Laird, Inc. or any of its affiliates or agents shall not be liable for incidental or consequential damages of any kind. All Laird products are sold pursuant to the Laird Terms and Conditions of sale in effect from time to time, a copy of which will be furnished upon request. © Copyright 2014 Laird Inc. All Rights Reserved. Laird, the Laird Logo, and other marks are trademarks or registered trademarks of Laird, Inc. or an affiliate company thereof. Other product or service names may be the property of third parties. Nothing herein provides a license under any Laird or any third party intellectual property rights.



Компания «ЭлектроПласт» предлагает заключение долгосрочных отношений при поставках импортных электронных компонентов на взаимовыгодных условиях!

Наши преимущества:

- Оперативные поставки широкого спектра электронных компонентов отечественного и импортного производства напрямую от производителей и с крупнейших мировых складов;
- Поставка более 17-ти миллионов наименований электронных компонентов;
- Поставка сложных, дефицитных, либо снятых с производства позиций;
- Оперативные сроки поставки под заказ (от 5 рабочих дней);
- Экспресс доставка в любую точку России;
- Техническая поддержка проекта, помощь в подборе аналогов, поставка прототипов;
- Система менеджмента качества сертифицирована по Международному стандарту ISO 9001;
- Лицензия ФСБ на осуществление работ с использованием сведений, составляющих государственную тайну;
- Поставка специализированных компонентов (Xilinx, Altera, Analog Devices, Intersil, Interpoint, Microsemi, Aeroflex, Peregrine, Syfer, Eurofarad, Texas Instrument, Miteq, Cobham, E2V, MA-COM, Hittite, Mini-Circuits, General Dynamics и др.);

Помимо этого, одним из направлений компании «ЭлектроПласт» является направление «Источники питания». Мы предлагаем Вам помощь Конструкторского отдела:

- Подбор оптимального решения, техническое обоснование при выборе компонента;
- Подбор аналогов;
- Консультации по применению компонента;
- Поставка образцов и прототипов;
- Техническая поддержка проекта;
- Защита от снятия компонента с производства.



Как с нами связаться

Телефон: 8 (812) 309 58 32 (многоканальный)

Факс: 8 (812) 320-02-42

Электронная почта: org@eplast1.ru

Адрес: 198099, г. Санкт-Петербург, ул. Калинина, дом 2, корпус 4, литера А.