



5 mm Tunable Inductor - 164, 165 Series



- These tunables offer the compactness of a 5 mm coil and the low drift reliability of an insert molded coil.
- Inductance values from 9 to over 280 nH
- Optional plated brass cans provide integral shielding.
- Can be ordered without cores for use as fixed inductors.

Designer's Kit M305 contains 2 each of all parts

Core material Aluminum, 0.187" (4.75 mm) long.

Terminations Leads: RoHS compliant tin-silver over copper. Other terminations available at additional cost. Shield can tabs: Tin-silver over nickel over brass

Weight

164 series unshielded: 0.16 – 0.31 g; with shield can: 0.45 – 0.60 g
165 series unshielded: 0.15 – 0.25 g; with shield can: 0.43 – 0.54 g

Ambient temperature –40°C to +85°C

Storage temperature Component: –40°C to +85°C.

Packaging tubes: –40°C to +80°C

Resistance to soldering heat: Wave solder only. Recommended maximum board surface temperature of 168°C (334°F) for no more than three seconds. Pre-heating is recommended to minimize time over the solder nozzle.

Moisture Sensitivity Level (MSL) 1 (unlimited floor life at <30°C / 85% relative humidity)

Failures in Time (FIT) / Mean Time Between Failures (MTBF)

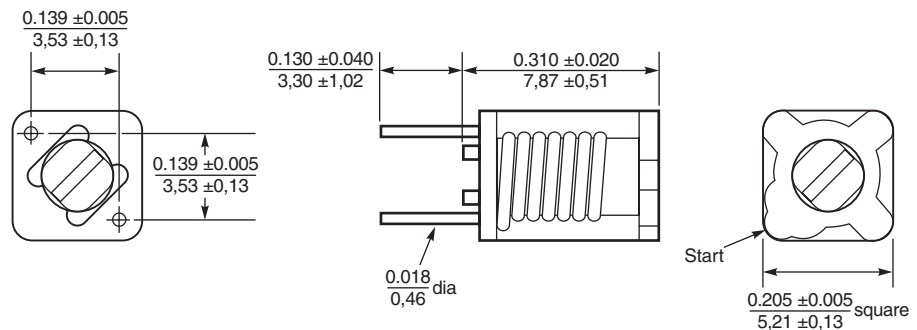
Two per billion hours / 1/2 billion hours, calculated per Telcordia SR-332

Packaging 50 parts per tube

PCB washing Tested with pure water or alcohol only. For other solvents, see Doc787_PCB_Washing.pdf.

TRITUNER 3 TOOLS IN 1
SEE INDEX
TUNING WRENCH

Unshielded Styles



Shielded Styles



Coilcraft
www.coilcraft.com

US +1-847-639-6400 sales@coilcraft.com
UK +44-1236-730595 sales@coilcraft-europe.com
Taiwan +886-2-2264 3646 sales@coilcraft.com.tw
China +86-21-6218 8074 sales@coilcraft.com.cn
Singapore + 65-6484 8412 sales@coilcraft.com.sg

Document 110-1 Revised 08/31/09

© Coilcraft Inc. 2013

This product may not be used in medical or high risk applications without prior Coilcraft approval. Specification subject to change without notice. Please check web site for latest information.



5 mm Tunable Inductor–Unshielded

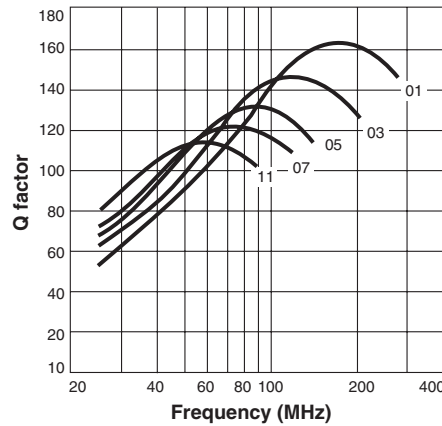
| Part number ¹ | Color | Turns | No core | | at L max ³ | | at L min ⁴ | | Freq (MHz) | No core SRF min (MHz) | Irms ⁶ (A) |
|--------------------------|--------|-------|---------------------|--------------------|-----------------------|--------------------|-----------------------|--------------------|------------|-----------------------|-----------------------|
| | | | L (nH) ² | Q min ⁵ | L (nH) ² | Q min ⁵ | L (nH) ² | Q min ⁵ | | | |
| 164-01A06L | Brown | 1½ | 19 | 145 | 19 | 145 | 16 | 112 | 150 | 2000 | 7.2 |
| 164-02A06L | Red | 2½ | 34 | 138 | 34 | 138 | 26 | 96 | 150 | 1260 | 5.1 |
| 164-03A06L | Orange | 3½ | 55 | 130 | 55 | 130 | 38 | 79 | 150 | 960 | 4.4 |
| 164-04A06L | Yellow | 4½ | 77 | 119 | 77 | 119 | 52 | 72 | 150 | 850 | 3.7 |
| 164-05A06L | Green | 5½ | 101 | 108 | 99 | 86 | 65 | 64 | 150 | 770 | 3.6 |
| 164-06A06L | Blue | 6½ | 128 | 107 | 126 | 75 | 83 | 60 | 100 | 730 | 3.3 |
| 164-07A06L | Violet | 7½ | 156 | 106 | 150 | 68 | 97 | 57 | 100 | 640 | 3.1 |
| 164-08A06L | Gray | 8½ | 183 | 100 | 178 | 62 | 112 | 53 | 100 | 570 | 2.9 |
| 164-09A06L | White | 9½ | 216 | 100 | 190 | 62 | 131 | 53 | 100 | 540 | 2.7 |
| 164-10A06L | Black | 10½ | 248 | 92 | 223 | 55 | 148 | 51 | 100 | 490 | 2.5 |
| 164-11A06L | Brown | 11½ | 281 | 92 | 246 | 55 | 170 | 51 | 100 | 360 | 2.3 |
| 165-00A06L | Black | ½ | 9 | 147 | 9 | 147 | 9 | 131 | 150 | 6000 | 8.1 |
| 165-01A06L | Brown | 1½ | 18 | 145 | 18 | 145 | 15 | 112 | 150 | 2850 | 6.5 |
| 165-02A06L | Red | 2½ | 32 | 143 | 32 | 143 | 25 | 92 | 150 | 1860 | 4.9 |
| 165-03A06L | Orange | 3½ | 48 | 138 | 45 | 135 | 33 | 84 | 150 | 1410 | 4.2 |
| 165-04A06L | Yellow | 4½ | 64 | 133 | 60 | 114 | 43 | 76 | 150 | 1130 | 3.8 |
| 165-05A06L | Green | 5½ | 83 | 125 | 78 | 110 | 54 | 73 | 150 | 820 | 3.6 |
| 165-06A06L | Blue | 6½ | 103 | 120 | 90 | 94 | 68 | 70 | 150 | 800 | 3.4 |
| 165-07A06L | Violet | 7½ | 122 | 115 | 105 | 92 | 79 | 69 | 150 | 770 | 3.1 |

Notes:

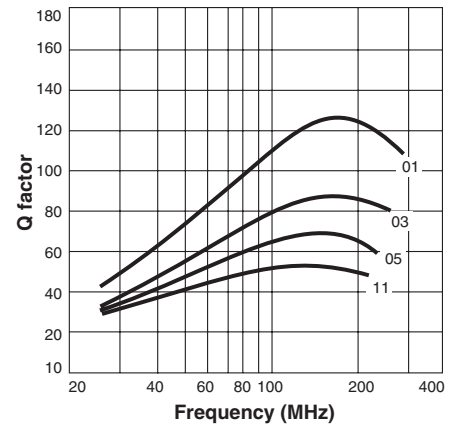
- To order fixed inductance parts without cores, eliminate the "A06", e.g. 164-01.
- Inductance measured on Agilent/HP 4286A Impedance Analyzer with 16092A Spring Clip Fixture.
- L max measured with core halfway out top of form.
- L min measured with core centered in winding.
- Q measured on Agilent/HP 4286A with 16092A fixture, direct connect to Agilent/HP 4342A Q-Meter and Meguro MQ-171 Q-Meter with 0.5" bus bars.
- Current that causes a 15°C rise above 25°C ambient.
- Electrical specifications 25°C.

Typical Q vs Frequency

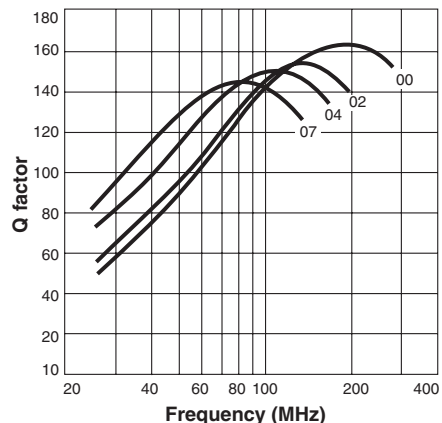
164 Series No Core



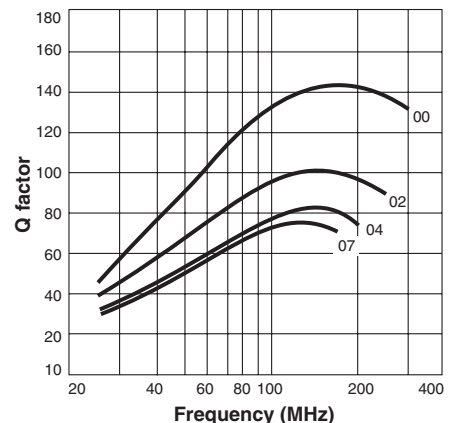
164 Series Al Core



165 Series No Core



165 Series Al Core



COILCRAFT ACCURATE REPEATABLE PRECISION MEASUREMENTS TEST FIXTURES
SEE WEB SITE



www.coilcraft.com

US +1-847-639-6400 sales@coilcraft.com
UK +44-1236-730595 sales@coilcraft-europe.com
Taiwan +886-2-2264 3646 sales@coilcraft.com.tw
China +86-21-6218 8074 sales@coilcraft.com.cn
Singapore + 65-6484 8412 sales@coilcraft.com.sg

Document 110-2 Revised 08/31/09

© Coilcraft Inc. 2013

This product may not be used in medical or high risk applications without prior Coilcraft approval. Specification subject to change without notice. Please check web site for latest information.



5 mm Tunable Inductor–Shielded

TRITUNER 3 TOOLS IN 1
SEE INDEX
TUNING WRENCH

| Part number ¹ | Color | Turns | No core | | at L max ³ | | at L min ⁴ | | Freq (MHz) | No core SRF min (MHz) | Irms ⁶ (A) |
|--------------------------|--------|--------|---------------------|--------------------|-----------------------|--------------------|-----------------------|--------------------|------------|-----------------------|-----------------------|
| | | | L (nH) ² | Q min ⁵ | L (nH) ² | Q min ⁵ | L (nH) ² | Q min ⁵ | | | |
| 164-01A06SL | Brown | 1 1/2 | 16 | 124 | 16 | 124 | 14 | 106 | 150 | 2100 | 7.2 |
| 164-02A06SL | Red | 2 1/2 | 27 | 108 | 27 | 108 | 22 | 89 | 150 | 1300 | 5.1 |
| 164-03A06SL | Orange | 3 1/2 | 41 | 92 | 41 | 92 | 32 | 72 | 150 | 1100 | 4.4 |
| 164-04A06SL | Yellow | 4 1/2 | 56 | 86 | 56 | 84 | 43 | 66 | 150 | 940 | 3.7 |
| 164-05A06SL | Green | 5 1/2 | 71 | 80 | 71 | 79 | 53 | 60 | 150 | 980 | 3.6 |
| 164-06A06SL | Blue | 6 1/2 | 88 | 79 | 80 | 77 | 65 | 59 | 150 | 800 | 3.3 |
| 164-07A06SL | Violet | 7 1/2 | 105 | 75 | 101 | 70 | 76 | 54 | 100 | 750 | 3.1 |
| 164-08A06SL | Gray | 8 1/2 | 122 | 74 | 117 | 64 | 87 | 54 | 100 | 580 | 2.9 |
| 164-09A06SL | White | 9 1/2 | 141 | 71 | 134 | 62 | 100 | 53 | 100 | 550 | 2.7 |
| 164-10A06SL | Black | 10 1/2 | 160 | 69 | 150 | 60 | 113 | 51 | 100 | 490 | 2.5 |
| 164-11A06SL | Brown | 11 1/2 | 179 | 69 | 164 | 60 | 127 | 51 | 100 | 400 | 2.3 |
| 165-00A06SL | Black | 1/2 | 9 | 138 | 9 | 138 | 9 | 121 | 150 | 6000 | 8.1 |
| 165-01A06SL | Brown | 1 1/2 | 16 | 124 | 16 | 124 | 14 | 104 | 150 | 2570 | 6.5 |
| 165-02A06SL | Red | 2 1/2 | 25 | 110 | 25 | 110 | 21 | 87 | 150 | 1670 | 4.9 |
| 165-03A06SL | Orange | 3 1/2 | 35 | 104 | 33 | 102 | 28 | 78 | 150 | 1230 | 4.2 |
| 165-04A06SL | Yellow | 4 1/2 | 46 | 97 | 41 | 90 | 35 | 69 | 150 | 1150 | 3.8 |
| 165-05A06SL | Green | 5 1/2 | 57 | 92 | 50 | 82 | 43 | 67 | 150 | 820 | 3.6 |
| 165-06A06SL | Blue | 6 1/2 | 68 | 86 | 59 | 75 | 52 | 65 | 150 | 800 | 3.4 |
| 165-07A06SL | Violet | 7 1/2 | 80 | 85 | 70 | 74 | 60 | 64 | 150 | 770 | 3.1 |

Notes:

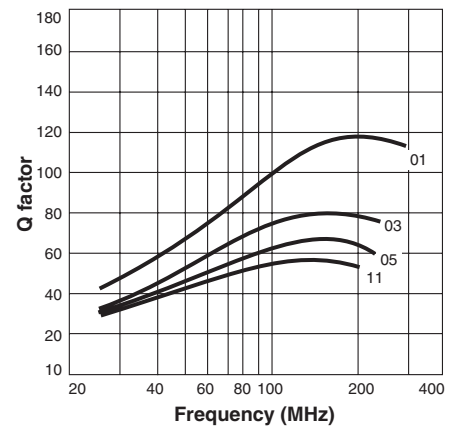
- To order fixed inductance parts without cores, eliminate the "A06", e.g. 164-01S.
- Inductance measured on Agilent/HP 4286A Impedance Analyzer with 16092A Spring Clip Fixture.
- L max measured with core halfway out top of form.
- L min measured with core centered in winding.
- Q measured on Agilent/HP 4286A with 16092A fixture, direct connect to Agilent/HP 4342A Q-Meter and Meguro MQ-171 Q-Meter with 0.5" bus bars.
- Current that causes a 15°C rise above 25°C ambient.
- Electrical specifications 25°C.

Typical Q vs Frequency

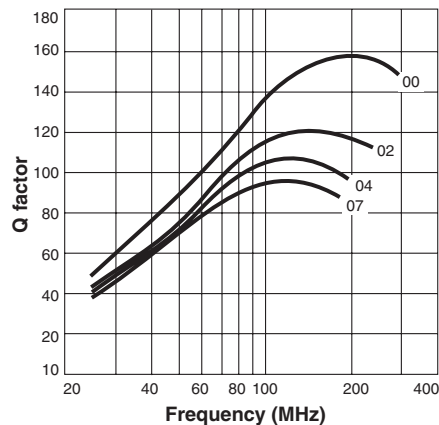
164 Series No Core



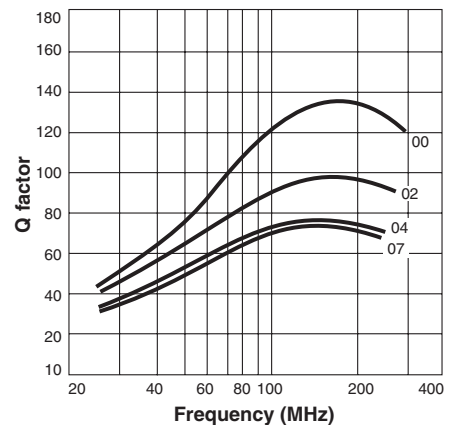
164 Series Al Core



165 Series No Core



165 Series Al Core



COILCRAFT ACCURATE REPEATABLE PRECISION MEASUREMENTS TEST FIXTURES
SEE WEB SITE



US +1-847-639-6400 sales@coilcraft.com
UK +44-1236-730595 sales@coilcraft-europe.com
Taiwan +886-2-2264 3646 sales@coilcraft.com.tw
China +86-21-6218 8074 sales@coilcraft.com.cn
Singapore + 65-6484 8412 sales@coilcraft.com.sg

Document 110-3 Revised 08/31/09

© Coilcraft Inc. 2013
 This product may not be used in medical or high risk applications without prior Coilcraft approval. Specification subject to change without notice. Please check web site for latest information.



Компания «ЭлектроПласт» предлагает заключение долгосрочных отношений при поставках импортных электронных компонентов на взаимовыгодных условиях!

Наши преимущества:

- Оперативные поставки широкого спектра электронных компонентов отечественного и импортного производства напрямую от производителей и с крупнейших мировых складов;
- Поставка более 17-ти миллионов наименований электронных компонентов;
- Поставка сложных, дефицитных, либо снятых с производства позиций;
- Оперативные сроки поставки под заказ (от 5 рабочих дней);
- Экспресс доставка в любую точку России;
- Техническая поддержка проекта, помощь в подборе аналогов, поставка прототипов;
- Система менеджмента качества сертифицирована по Международному стандарту ISO 9001;
- Лицензия ФСБ на осуществление работ с использованием сведений, составляющих государственную тайну;
- Поставка специализированных компонентов (Xilinx, Altera, Analog Devices, Intersil, Interpoint, Microsemi, Aeroflex, Peregrine, Syfer, Eurofarad, Texas Instrument, Miteq, Cobham, E2V, MA-COM, Hittite, Mini-Circuits, General Dynamics и др.);

Помимо этого, одним из направлений компании «ЭлектроПласт» является направление «Источники питания». Мы предлагаем Вам помощь Конструкторского отдела:

- Подбор оптимального решения, техническое обоснование при выборе компонента;
- Подбор аналогов;
- Консультации по применению компонента;
- Поставка образцов и прототипов;
- Техническая поддержка проекта;
- Защита от снятия компонента с производства.



Как с нами связаться

Телефон: 8 (812) 309 58 32 (многоканальный)

Факс: 8 (812) 320-02-42

Электронная почта: org@eplast1.ru

Адрес: 198099, г. Санкт-Петербург, ул. Калинина, дом 2, корпус 4, литера А.