

## Quick Reference Guide

### Compressive Board-to-Board Connectors

Compressive Board-to-Board (BTB) connectors are the low cost, high reliability and high design flexibility connectors, which are used to provide either power or signal connections between two printed circuit boards (PCBs) or one PCB and the other electrical modules. This product series is used to save cost and space in consumer electronic devices which continue to get smaller, thinner and less expensive. TE Connectivity's (TE) one-piece compressive BTB connector enables connections to a (locally) gold-plated secondary board by compression of the contacts. It is also scalable in a number of positions, height and pitch.

#### Key Features

- Provides both power and signal connections with a small form factor.
- Use as a connection for stacking applications between PCB and various solutions such as FPC, electrical modules, speakers and motors.
- Provides single row and dual row contact design for different applications.
- Various options for different working heights, pin counts and contact pitch.
- Up to 2.0 Amp current rating for certain P/N.
- Accommodates soldering and pick-and-place using standard equipment.

#### Applications

- Smart Phone
- Tablet PC
- Ultraportable computers
- Laptop PC
- Mobile Media Player
- Digital Camera
- Video Camera
- Navigation Systems
- Game Console


## Key Features

**Flat area on housing** provides a flat surface for customer SMT assembly line nozzle pick-and-place.

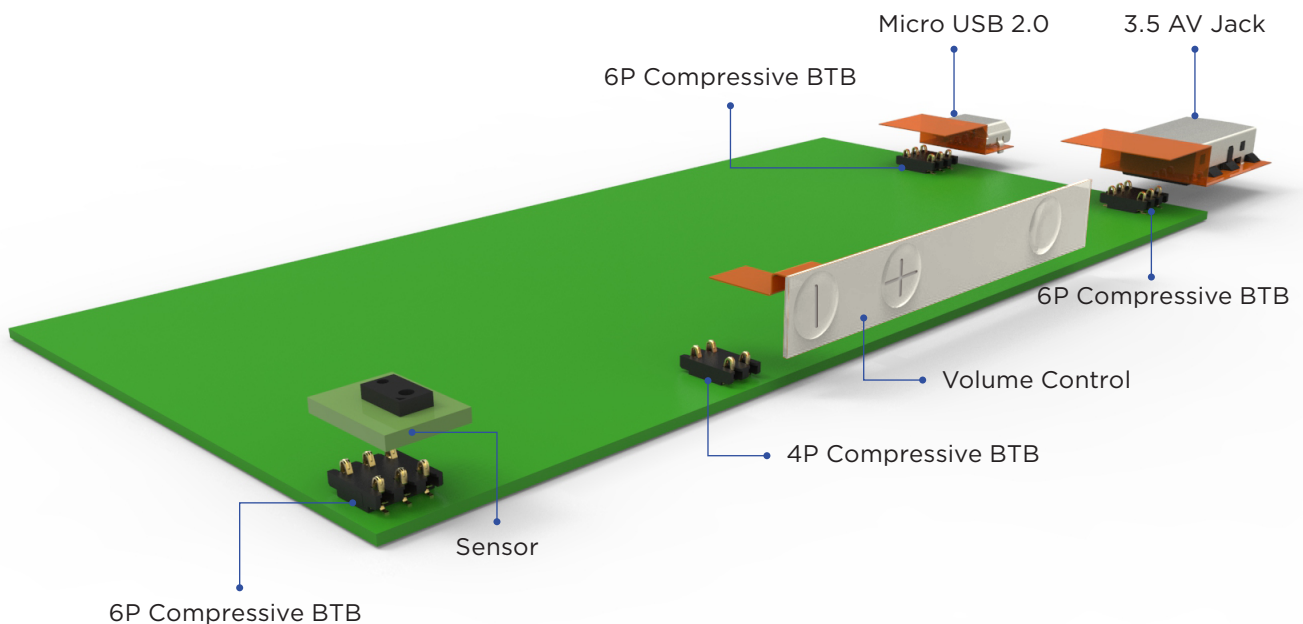
**Preloaded contact** provides a reliable and stable electrical contact through the compression stroke.

**Radius** on the contact tips prevents hooking onto customer operator's glove.








**Dimple on the contact** ensures better electrical contact under all conditions.



## Application



## Product Offering

Picture	P/N	Type	Working height	Pos	Pitch	Dimensions	Description	Status
	1551246-2	Dual row	0.9	10	0.7	11.25 x 6.25 x 0.85	10p Compressive-BTB H=0.9mm	MP SH
	2199055-2	Dual row	1.2	10	1.25	5.0 x 6.5 x 0.9	10p Compressive-BTB H=1.2mm	MP GD
	2199172-1	Dual row	1.4	4	1.6	4.8 x 5.0 x 1.2	4p Compressive-BTB H=1.4mm	MP GD
	2199170-1	Dual row	1.4	6	1.6	4.8 x 5.0 x 1.2	6p Compressive-BTB H=1.4mm	MP GD
	2199075-2	Dual row	1.65	4	1.6	5.0 x3.18 x1.4	4p Compressive-BTB H=1.65mm	MP GD
	1932771-1	Dual row	1.65	6	1.6	5.0 x4.78 x1.4	6p Compressive-BTB H=1.65mm	MP GD
	2199035-2	Dual row	1.65	10	1.6	5.0 x7.98 x1.4	10p Compressive-BTB H=1.65mm	MP GD
	2199064-2	Dual row	3.15	6	2.0	5.0 x 5.38 x 2.9	6p Compressive-BTB H=3.15mm	MP GD
	2246092-2	Single row	0.7	2	2.0	5.6 x 5.2 x 0.4	2p Compressive-BTB H=0.7mm	MP SH
	1551120-5	Single row	0.7	8	2.0	17.20 x 5.20 x 0.4	8p Compressive-BTB H=0.7mm	MP SH
	1551759-2	Single row	0.8	8	1.1	11.8 x 3.7 x 0.5	8p Compressive-BTB H=0.8mm	MP SH
	1705536-2	Single row	0.9	10	1.5	6.80 x17.15 x 0.3	10p Compressive-BTB H=0.9mm	MP SH

### Notes:

MP: Mass production, SH: Shanghai (PRC), GD: Guangdong (PRC). All dimensions in [mm].

## Frequently asked questions

### 1. What is the working height of TE's compressive BTB products?

TE offers 0.7mm to 3.15mm working heights.

### 2. What is the centerline spacing requirement?

TE offers the centerline space between 0.7mm to 2.0mm.

### 3. What are the pin counts of TE's compressive BTB products?

TE offers products ranging from 4 to 22 positions.

### 4. What is the major application of TE compressive BTB connectors?

This product series can be used in smartphones, tablets, ultraportable devices and laptops. PC MP3 & MP4 players, navigation systems and game consoles.

### 5. Does my application require a specific current rating?

In general the compressive BTB connectors are rated 1.5 amps maximum current rating; however, there are some exceptions. Please refer to the TE product specification for each part number to confirm.

### 6. Does my application need a minimum or maximum normal force?

Please refer to the notes in TE's customer drawing, as there are detailed descriptions regarding the contact normal force.

## FOR MORE INFORMATION

### TE Technical Support Center

Austria:	+43 (0) 1-9056-0
Baltic Regions:	+44 (0) 1-382508080
Canada:	+1 (800) 522-6752
China:	+86 (0) 400-820-6015
France:	+33 (0) 1-3420-8686
Germany:	+49 (0) 6151-607-1999
Italy:	+39 (0) 011-401-2111
Latin/S. America:	+54 (0) 11-4733-2200
Mexico:	+52 (0) 55-1106-0800
Netherlands:	+31 (0) 73-6246-999
Nordic:	+46 (0) 8-5072-5000
Spain/Portugal:	+34 (0) 932-910-330
Switzerland:	+41 (0) 71-447-0447
UK:	+44 (0) 800-267666
USA:	+1 (800) 522-6752

For other country number go to [te.com/supportcenter](http://te.com/supportcenter)

Part numbers in this brochure are RoHS Compliant\*, unless marked otherwise.

\*as defined [www.te.com/leadfree](http://www.te.com/leadfree)

## te.com

© 2014 TE Connectivity Ltd. family of companies. All Rights Reserved.

1-1773729-8 CD 03/2014

TE Connectivity, TE connectivity (logo) and TE (logo) are trademarks. Other logos, product and/or Company names might be trademarks of their respective owners.

While TE has made every reasonable effort to ensure the accuracy of the information in this brochure, TE does not guarantee that it is error-free, nor does TE make any other representation, warranty or guarantee that the information is accurate, correct, reliable or current. TE reserves the right to make any adjustments to the information contained herein at any time without notice. TE expressly disclaims all implied warranties regarding the information contained herein, including, but not limited to, any implied warranties of merchantability or fitness for a particular purpose. The dimensions in this catalog are for reference purposes only and are subject to change without notice. Specifications are subject to change without notice. Consult TE for the latest dimensions and design specifications.







Компания «ЭлектроПласт» предлагает заключение долгосрочных отношений при поставках импортных электронных компонентов на взаимовыгодных условиях!

Наши преимущества:

- Оперативные поставки широкого спектра электронных компонентов отечественного и импортного производства напрямую от производителей и с крупнейших мировых складов;
- Поставка более 17-ти миллионов наименований электронных компонентов;
- Поставка сложных, дефицитных, либо снятых с производства позиций;
- Оперативные сроки поставки под заказ (от 5 рабочих дней);
- Экспресс доставка в любую точку России;
- Техническая поддержка проекта, помощь в подборе аналогов, поставка прототипов;
- Система менеджмента качества сертифицирована по Международному стандарту ISO 9001;
- Лицензия ФСБ на осуществление работ с использованием сведений, составляющих государственную тайну;
- Поставка специализированных компонентов (Xilinx, Altera, Analog Devices, Intersil, Interpoint, Microsemi, Aeroflex, Peregrine, Syfer, Eurofarad, Texas Instrument, Miteq, Cobham, E2V, MA-COM, Hittite, Mini-Circuits, General Dynamics и др.);

Помимо этого, одним из направлений компании «ЭлектроПласт» является направление «Источники питания». Мы предлагаем Вам помощь Конструкторского отдела:

- Подбор оптимального решения, техническое обоснование при выборе компонента;
- Подбор аналогов;
- Консультации по применению компонента;
- Поставка образцов и прототипов;
- Техническая поддержка проекта;
- Защита от снятия компонента с производства.



#### Как с нами связаться

**Телефон:** 8 (812) 309 58 32 (многоканальный)

**Факс:** 8 (812) 320-02-42

**Электронная почта:** [org@eplast1.ru](mailto:org@eplast1.ru)

**Адрес:** 198099, г. Санкт-Петербург, ул. Калинина, дом 2, корпус 4, литера А.