PRODUCT NUMBER
89073-XYY OR 89073-XYYY
89073-XYYLF OR 89073-XYYYLF

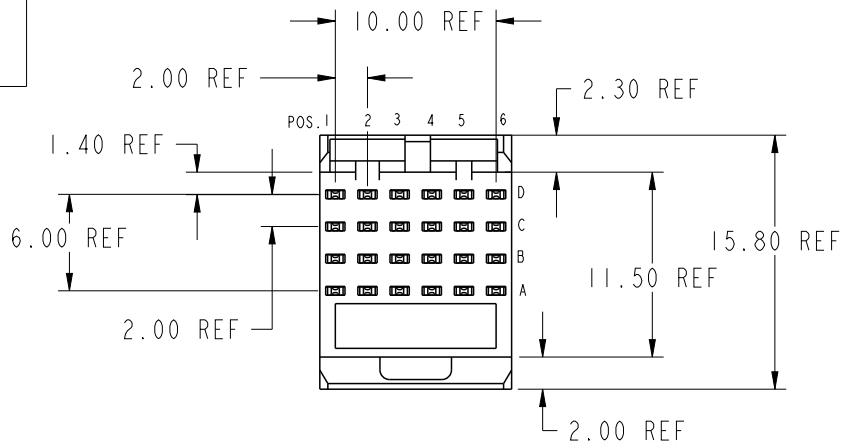

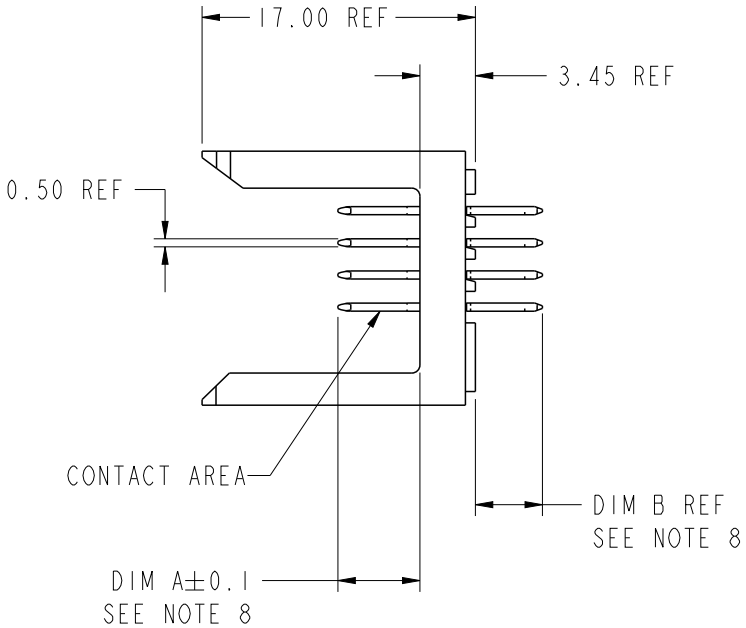

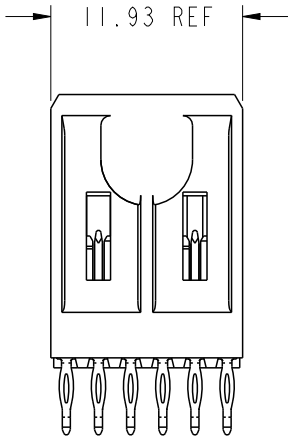

spec ref	*			dr	Terran Huang	2010/07/08	projection	mm
tolerance std	TOLERANCES UNLESS OTHERWISE SPECIFIED			eng	Terran Huang	2011/08/11		
				chr	-	-		
				appr	Pei-Ming Zheng	2011/08/11	product family	METRAL
surface 3.200	linear	0.X	±0.3					
		0.XX	±0.13					
		0.XXX	±.051					
	angular	0°	±2°					

size A4	scale 2:1		
ecn no	ELX-DG-004963-1		
rel level	Released		
title	METRAL SIGNAL HEADER 1 MOD, 4 ROW PRESS-FIT	dwg no	89073
rev	CE		
www.fci.com	cat. no. -	Product - Customer Drw	sheet 1 of 10

Copyright FCI.

Pro/E File - REV C - 2009-06-09

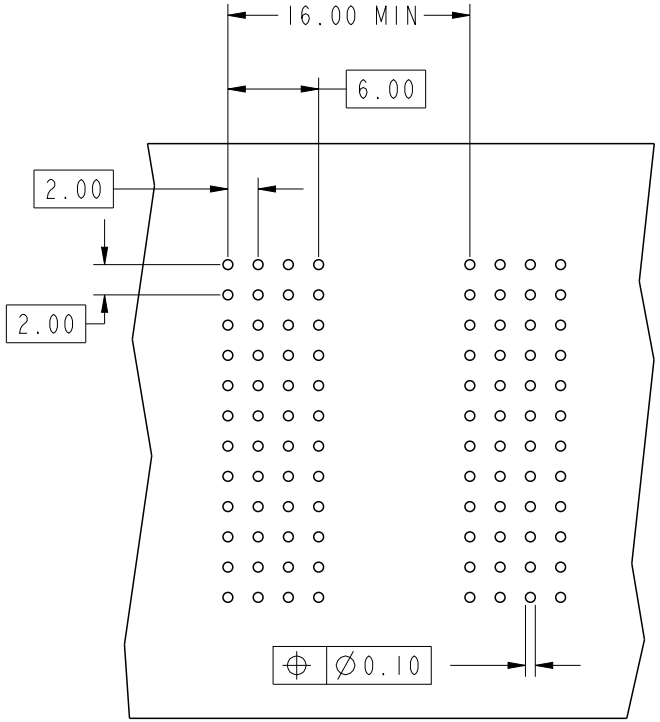

REQUIRED PC BOARD LAYOUT
COMPONENT SIDE
SEE PRINT 58351 FOR
ADDITIONAL PCB INFORMATION

KEY		
CODE	DIMENSIONS	
	DIM "A" MATE	DIM "B" TAIL
1	5.00	4.30
2	5.75	4.30
3	6.50	4.30
4	7.25	4.30
5	5.00	13.60
6	5.75	13.60
7	6.50	13.60
8	7.25	13.60
11	6.50	17.00
12	7.25	17.00
13	8.25	4.30
14	8.25	13.60
19	8.00	4.30
20	8.00	13.60
22	5.00	12.10
23	8.00	17.70
24	6.50	16.30
25	5.75	15.60
26	5.00	14.90

Copyright FCI.

spec ref	*	dr	Terran Huang	2010/07/08	projection	mm	size A4 / scale 2:1
tolerance std	TOLERANCES UNLESS OTHERWISE SPECIFIED	eng	Terran Huang	2011/08/11			
		chr	-	-			ecn no ELX-DG-004963-1
		appr	Pei-Ming Zheng	2011/08/11	product family	METRAL	rel level Released

surface 3.200	linear	0.X	±0.3	FCI	title METRAL SIGNAL HEADER 1 MOD, 4 ROW PRESS-FIT	dwg no 89073	rev CE
		0.XX	±0.13				
		0.XXX	±.051				
	angular	0°	±2°	www.fci.com	cat. no. -	Product - Customer Drw	sheet 2 of 10

Pro/E File - REV C - 2009-06-09

METRAL P/N	ROW	CONTACT CODE MOD. 1					
		1	2	3	4	5	6
89073-X01 SEE NOTE 11 LEAD FREE OPTION	D	-	-	-	-	3	3
	C	-	-	-	-	3	3
	B	-	-	-	-	3	3
	A	-	-	-	-	3	3

METRAL P/N	ROW	CONTACT CODE MOD. 1					
		1	2	3	4	5	6
89073-X06 SEE NOTE 11 LEAD FREE OPTION	D	3	3	3	3	3	3
	C	3	3	3	3	3	3
	B	3	3	3	3	4	1
	A	3	3	3	3	3	3

METRAL P/N	ROW	CONTACT CODE MOD. 1					
		1	2	3	4	5	6
89073-X11 SEE NOTE 11 LEAD FREE OPTION	D	22	22	22	22	22	22
	C	22	22	22	22	22	22
	B	22	22	22	22	22	22
	A	22	22	22	22	22	22

METRAL P/N	ROW	CONTACT CODE MOD. 1					
		1	2	3	4	5	6
89073-X16 SEE NOTE 11 LEAD FREE OPTION	D	4	3	3	4	3	3
	C	4	3	3	4	3	3
	B	4	3	3	4	3	3
	A	4	3	3	4	3	3

METRAL P/N	ROW	CONTACT CODE MOD. 1					
		1	2	3	4	5	6
89073-X02 SEE NOTE 11 LEAD FREE OPTION	D	3	3	19	3	3	3
	C	3	3	3	3	3	3
	B	3	3	3	3	3	3
	A	3	3	3	3	3	3

METRAL P/N	ROW	CONTACT CODE MOD. 1					
		1	2	3	4	5	6
89073-X07 SEE NOTE 11 LEAD FREE OPTION	D	1	-	1	-	1	-
	C	-	1	-	1	-	1
	B	1	-	1	-	1	-
	A	-	1	-	1	-	1

METRAL P/N	ROW	CONTACT CODE MOD. 1					
		1	2	3	4	5	6
89073-X12 SEE NOTE 11 LEAD FREE OPTION	D	3	3	3	3	-	-
	C	3	3	3	3	-	-
	B	3	3	3	3	-	-
	A	3	3	3	3	-	-

METRAL P/N	ROW	CONTACT CODE MOD. 1					
		1	2	3	4	5	6
89073-X17 SEE NOTE 11 LEAD FREE OPTION	D	2	1	1	1	1	1
	C	2	1	1	1	1	1
	B	2	3	3	1	1	1
	A	2	3	3	1	1	1

METRAL P/N	ROW	CONTACT CODE MOD. 1					
		1	2	3	4	5	6
89073-X03 SEE NOTE 11 LEAD FREE OPTION	D	3	3	3	3	3	3
	C	3	3	3	3	3	3
	B	3	3	3	3	3	3
	A	3	3	3	3	19	3

METRAL P/N	ROW	CONTACT CODE MOD. 1					
		1	2	3	4	5	6
89073-X08 SEE NOTE 11 LEAD FREE OPTION	D	1	1	1	3	2	2
	C	1	1	1	3	2	2
	B	1	1	1	3	2	2
	A	1	1	1	3	2	2

METRAL P/N	ROW	CONTACT CODE MOD. 1					
		1	2	3	4	5	6
89073-X13 SEE NOTE 11 LEAD FREE OPTION	D	-	-	3	3	3	3
	C	-	-	3	3	3	3
	B	-	-	3	3	3	3
	A	-	-	3	3	3	3

METRAL P/N	ROW	CONTACT CODE MOD. 1					
		1	2	3	4	5	6
89073-X18 SEE NOTE 11 LEAD FREE OPTION	D	1	-	1	-	1	-
	C	-	2	-	1	-	3
	B	1	-	2	-	3	-
	A	-	1	-	1	-	3

METRAL P/N	ROW	CONTACT CODE MOD. 1					
		1	2	3	4	5	6
89073-X04 SEE NOTE 11 LEAD FREE OPTION	D	19	3	3	3	3	3
	C	3	3	3	3	3	3
	B	3	3	3	3	3	3
	A	3	3	3	3	3	3

METRAL P/N	ROW	CONTACT CODE MOD. 1					
		1	2	3	4	5	6
89073-X09 SEE NOTE 11 LEAD FREE OPTION	D	6	6	6	6	6	7
	C	6	6	6	6	6	7
	B	6	6	6	6	6	7
	A	6	6	6	6	6	7

METRAL P/N	ROW	CONTACT CODE MOD. 1					
		1	2	3	4	5	6
89073-X14 SEE NOTE 11 LEAD FREE OPTION	D	-	1	-	1	-	1
	C	1	-	1	-	1	-
	B	-	1	-	1	-	1
	A	1	-	1	-	1	-

METRAL P/N	ROW	CONTACT CODE MOD. 1					
		1	2	3	4	5	6
89073-X19 SEE NOTE 11 LEAD FREE OPTION	D	1	2	2	1	1	1
	C	1	2	2	1	1	1
	B	1	1	1	1	1	1
	A	3	3	3	3	1	1

METRAL P/N	ROW	CONTACT CODE MOD. 1					
		1	2	3	4	5	6
89073-X05 SEE NOTE 11 LEAD FREE OPTION	D	3	-	3	-	3	-
	C	3	-	4	-	2	-
	B	3	-	3	-	3	-
	A	3	-	3	-	3	-

METRAL P/N	ROW	CONTACT CODE MOD. 1					
		1	2	3	4	5	6
89073-X10 SEE NOTE 11 LEAD FREE OPTION	D	1	1	1	1	1	1
	C	1	1	1	1	1	1
	B	3	3	1	1	1	1
	A	3	3	1	1	1	1

METRAL P/N	ROW	CONTACT CODE MOD. 1					
		1	2	3	4	5	6
89073-X15 SEE NOTE 11 LEAD FREE OPTION	D	19	2	4	4	4	19
	C	19	3	4	4	4	4
	B	19	3	4	4	4	4
	A	19	3	1	4	4	4

METRAL P/N	ROW	CONTACT CODE MOD. 1					
		1	2	3	4	5	6
89073-X20 SEE NOTE 11 LEAD FREE OPTION	D	19	19	1	1	1	1
	C	19	19	1	1	1	1
	B	19	19	1	1	1	1
	A	19	19	1	1	1	1

spec ref	*	dr	Terran Huang	2010/07/08	projection
tolerance std	TOLERANCES UNLESS OTHERWISE SPECIFIED	eng	Terran Huang	2011/08/11	mm
		chr	-	-	size A4 / scale 1:1
		appr	Pei-Ming Zheng	2011/08/11	ecn no ELX-DG-004963-1
					product family METRAL / rel level Released

surface			
3.200	linear	0.X	±0.3
		0.XX	±0.13
		0.XXX	±.051
	angular	0°	±2°

www.fci.com

title: METRAL SIGNAL HEADER
1 MOD, 4 ROW PRESS-FIT

dwg no 89073 | rev CE

cat. no. - | Product - Customer Drw | sheet 3 of 10

Copyright FCI.

Pro/E File - REV C - 2009-06-09

METRAL P/N	ROW	CONTACT CODE MOD. 1					
		1	2	3	4	5	6
89073-X21 SEE NOTE 11 LEAD FREE OPTION	D	5	5	5	5	5	5
	C	7	7	7	7	7	7
	B	5	5	5	5	5	5
	A	5	5	5	5	5	5

METRAL P/N	ROW	CONTACT CODE MOD. 1					
		1	2	3	4	5	6
89073-X26 SEE NOTE 11 LEAD FREE OPTION	D	3	1	1	1	1	3
	C	3	1	1	1	1	3
	B	3	1	1	1	1	3
	A	3	1	1	1	1	3

METRAL P/N	ROW	CONTACT CODE MOD. 1					
		1	2	3	4	5	6
89073-X31 SEE NOTE 11 LEAD FREE OPTION	D	7	7	7	7	7	8
	C	7	7	7	7	7	8
	B	7	7	7	7	7	8
	A	7	7	7	7	7	8

METRAL P/N	ROW	CONTACT CODE MOD. 1					
		1	2	3	4	5	6
89073-X36 SEE NOTE 11 LEAD FREE OPTION	D	3	3	3	3	3	3
	C	3	3	4	3	2	3
	B	3	3	3	3	3	3
	A	3	3	3	3	3	3

METRAL P/N	ROW	CONTACT CODE MOD. 1					
		1	2	3	4	5	6
89073-X22 SEE NOTE 11 LEAD FREE OPTION	D	4	3	4	2	2	3
	C	4	3	4	2	2	3
	B	4	3	4	2	2	3
	A	4	3	4	1	4	3

METRAL P/N	ROW	CONTACT CODE MOD. 1					
		1	2	3	4	5	6
89073-X27 SEE NOTE 11 LEAD FREE OPTION	D	19	3	4	4	3	3
	C	19	3	4	4	3	3
	B	19	3	4	4	3	3
	A	19	3	4	4	3	3

METRAL P/N	ROW	CONTACT CODE MOD. 1					
		1	2	3	4	5	6
89073-X32 SEE NOTE 11 LEAD FREE OPTION	D	8	8	8	8	7	7
	C	8	8	8	8	7	7
	B	8	8	8	8	7	7
	A	8	8	8	8	7	7

METRAL P/N	ROW	CONTACT CODE MOD. 1					
		1	2	3	4	5	6
89073-X37 SEE NOTE 11 LEAD FREE OPTION	D	8	7	7	8	7	7
	C	8	7	7	8	7	7
	B	8	7	7	8	7	7
	A	8	7	7	8	7	7

METRAL P/N	ROW	CONTACT CODE MOD. 1					
		1	2	3	4	5	6
89073-X23 SEE NOTE 11 LEAD FREE OPTION	D	3	1	1	1	1	1
	C	3	1	1	1	1	1
	B	3	1	1	1	1	1
	A	3	1	1	1	1	1

METRAL P/N	ROW	CONTACT CODE MOD. 1					
		1	2	3	4	5	6
89073-X28 SEE NOTE 11 LEAD FREE OPTION	D	19	3	19	19	3	3
	C	19	3	19	19	3	3
	B	19	3	19	19	3	3
	A	19	3	19	19	3	3

METRAL P/N	ROW	CONTACT CODE MOD. 1					
		1	2	3	4	5	6
89073-X33 SEE NOTE 11 LEAD FREE OPTION	D	19	3	19	19	4	4
	C	19	3	19	19	4	4
	B	19	3	19	19	4	4
	A	19	3	19	19	4	4

METRAL P/N	ROW	CONTACT CODE MOD. 1					
		1	2	3	4	5	6
89073-X38 SEE NOTE 11 LEAD FREE OPTION	D	3	4	2	2	2	2
	C	3	4	2	2	2	2
	B	3	4	2	2	2	2
	A	3	4	2	2	2	2

METRAL P/N	ROW	CONTACT CODE MOD. 1					
		1	2	3	4	5	6
89073-X24 SEE NOTE 11 LEAD FREE OPTION	D	19	3	3	3	3	1
	C	19	3	3	3	3	1
	B	19	3	3	3	3	2
	A	19	3	3	3	3	3

METRAL P/N	ROW	CONTACT CODE MOD. 1					
		1	2	3	4	5	6
89073-X29 SEE NOTE 11 LEAD FREE OPTION	D	2	3	3	3	3	19
	C	2	3	3	3	3	19
	B	2	3	3	3	3	19
	A	2	3	3	3	3	19

METRAL P/N	ROW	CONTACT CODE MOD. 1					
		1	2	3	4	5	6
89073-X34 SEE NOTE 11 LEAD FREE OPTION	D	3	2	2	2	2	2
	C	3	2	2	2	2	2
	B	3	2	2	2	1	2
	A	3	2	2	2	3	2

METRAL P/N	ROW	CONTACT CODE MOD. 1					
		1	2	3	4	5	6
89073-X39 SEE NOTE 11 LEAD FREE OPTION	D	3	3	3	19	3	3
	C	3	3	3	3	3	3
	B	3	3	3	3	3	3
	A	3	3	3	3	3	3

METRAL P/N	ROW	CONTACT CODE MOD. 1					
		1	2	3	4	5	6
89073-X25 SEE NOTE 11 LEAD FREE OPTION	D	19	3	3	3	3	19
	C	19	3	3	3	3	3
	B	19	3	3	3	3	3
	A	19	3	3	3	3	3

METRAL P/N	ROW	CONTACT CODE MOD. 1					
		1	2	3	4	5	6
89073-X30 SEE NOTE 11 LEAD FREE OPTION	D	3	3	3	3	3	4
	C	3	3	3	3	3	4
	B	3	3	3	3	3	4
	A	3	3	3	3	3	4

METRAL P/N	ROW	CONTACT CODE MOD. 1					
		1	2	3	4	5	6
89073-X35 SEE NOTE 11 LEAD FREE OPTION	D	3	3	-	3	3	-
	C	-	-	-	-	-	-
	B	-	-	-	-	-	-
	A	3	3	-	3	3	-

METRAL P/N	ROW	CONTACT CODE MOD. 1					
		1	2	3	4	5	6
89073-X40 SEE NOTE 11 LEAD FREE OPTION	D	3	4	4	3	2	2
	C	3	4	4	3	2	2
	B	3	4	4	3	2	2
	A	3	4	4	3	2	2

spec ref	*	dr	Terran Huang 2010/07/08
tolerance std	TOLERANCES UNLESS OTHERWISE SPECIFIED	eng	Terran Huang 2011/08/11
		chr	- -
		appr	Pei-Ming Zheng 2011/08/11

projection

mm

size A4 | scale 1:1

ecn no ELX-DG-004963-1

product family METRAL | rel level **Released**

surface			
3.200	linear	0.X	±0.3
		0.XX	±0.13
		0.XXX	±.051
	angular	0°	±2°

www.fci.com

title METRAL SIGNAL HEADER

1 MOD, 4 ROW PRESS-FIT

dwg no 89073 | rev **CE**

cat. no. - | Product - Customer Drw | sheet 4 of 10

Copyright FCI.

Pro/E File - REV C - 2009-06-09

METRAL P/N	ROW	CONTACT CODE MOD. 1					
		1	2	3	4	5	6
89073-X41 SEE NOTE 11 LEAD FREE OPTION	D	4	4	2	3	3	3
	C	2	2	4	2	4	4
	B	2	2	4	4	2	2
	A	2	2	4	2	4	4

METRAL P/N	ROW	CONTACT CODE MOD. 1					
		1	2	3	4	5	6
89073-X46 SEE NOTE 11 LEAD FREE OPTION	D	20	7	7	7	7	7
	C	20	7	7	7	7	7
	B	20	7	7	7	7	7
	A	20	7	7	7	7	7

METRAL P/N	ROW	CONTACT CODE MOD. 1					
		1	2	3	4	5	6
89073-X51 SEE NOTE 11 LEAD FREE OPTION	D	7	7	7	7	6	8
	C	7	7	7	7	6	8
	B	7	7	7	7	6	8
	A	7	7	7	7	6	8

METRAL P/N	ROW	CONTACT CODE MOD. 1					
		1	2	3	4	5	6
89073-X56 SEE NOTE 11 LEAD FREE OPTION	D	3	3	3	2	4	4
	C	3	3	3	2	4	4
	B	3	3	3	2	4	4
	A	3	3	3	2	4	4

METRAL P/N	ROW	CONTACT CODE MOD. 1					
		1	2	3	4	5	6
89073-X42 SEE NOTE 11 LEAD FREE OPTION	D	1	4	1	1	1	1
	C	1	4	1	1	1	1
	B	1	4	1	1	1	1
	A	1	4	1	1	1	1

METRAL P/N	ROW	CONTACT CODE MOD. 1					
		1	2	3	4	5	6
89073-X47 SEE NOTE 11 LEAD FREE OPTION	D	20	7	7	7	7	5
	C	20	7	7	7	7	5
	B	20	7	7	7	7	6
	A	20	7	7	7	7	7

METRAL P/N	ROW	CONTACT CODE MOD. 1					
		1	2	3	4	5	6
89073-X52 SEE NOTE 11 LEAD FREE OPTION	D	8	7	7	7	7	8
	C	8	7	7	7	7	8
	B	8	7	7	7	7	8
	A	8	7	7	7	7	8

METRAL P/N	ROW	CONTACT CODE MOD. 1					
		1	2	3	4	5	6
89073-X57 SEE NOTE 11 LEAD FREE OPTION	D	2	3	1	1	1	1
	C	2	3	1	1	1	1
	B	2	3	1	1	1	1
	A	2	3	1	1	1	1

METRAL P/N	ROW	CONTACT CODE MOD. 1					
		1	2	3	4	5	6
89073-X43 SEE NOTE 11 LEAD FREE OPTION	D	14	14	14	14	14	14
	C	14	20	14	20	14	20
	B	20	20	20	20	20	20
	A	14	14	14	14	14	14

METRAL P/N	ROW	CONTACT CODE MOD. 1					
		1	2	3	4	5	6
89073-X48 SEE NOTE 11 LEAD FREE OPTION	D	5	5	20	5	5	5
	C	5	5	20	5	5	5
	B	5	5	20	5	5	5
	A	5	5	20	5	5	5

METRAL P/N	ROW	CONTACT CODE MOD. 1					
		1	2	3	4	5	6
89073-X53 SEE NOTE 11 LEAD FREE OPTION	D	2	2	4	3	3	4
	C	2	2	4	3	3	4
	B	2	2	4	3	3	4
	A	2	2	4	3	3	2

METRAL P/N	ROW	CONTACT CODE MOD. 1					
		1	2	3	4	5	6
89073-X58 SEE NOTE 11 LEAD FREE OPTION	D	5	6	8	5	5	7
	C	5	6	8	5	5	7
	B	5	5	5	5	5	5
	A	5	5	5	5	5	5

METRAL P/N	ROW	CONTACT CODE MOD. 1					
		1	2	3	4	5	6
89073-X44 SEE NOTE 11 LEAD FREE OPTION	D	13	13	13	13	13	13
	C	13	19	13	19	13	19
	B	19	19	19	19	19	19
	A	13	13	13	13	13	13

METRAL P/N	ROW	CONTACT CODE MOD. 1					
		1	2	3	4	5	6
89073-X49 SEE NOTE 11 LEAD FREE OPTION	D	2	2	4	4	2	19
	C	2	2	4	4	2	19
	B	2	2	4	4	2	19
	A	2	2	4	4	2	19

METRAL P/N	ROW	CONTACT CODE MOD. 1					
		1	2	3	4	5	6
89073-X54 SEE NOTE 11 LEAD FREE OPTION	D	2	2	4	3	3	4
	C	2	2	4	3	3	4
	B	2	2	4	3	3	4
	A	2	2	4	3	3	4

METRAL P/N	ROW	CONTACT CODE MOD. 1					
		1	2	3	4	5	6
89073-X59 SEE NOTE 11 LEAD FREE OPTION	D	7	6	8	7	7	7
	C	7	6	8	7	7	7
	B	7	7	7	7	7	7
	A	7	7	7	7	7	7

METRAL P/N	ROW	CONTACT CODE MOD. 1					
		1	2	3	4	5	6
89073-X45 SEE NOTE 11 LEAD FREE OPTION	D	1	1	-	-	1	1
	C	1	1	-	-	1	1
	B	1	1	-	-	1	1
	A	1	1	-	-	1	1

METRAL P/N	ROW	CONTACT CODE MOD. 1					
		1	2	3	4	5	6
89073-X50 SEE NOTE 11 LEAD FREE OPTION	D	7	7	6	6	6	6
	C	7	7	6	6	6	6
	B	7	7	6	6	6	6
	A	7	7	6	6	6	6

METRAL P/N	ROW	CONTACT CODE MOD. 1					
		1	2	3	4	5	6
89073-X55 SEE NOTE 11 LEAD FREE OPTION	D	2	3	3	3	4	4
	C	2	3	3	3	4	4
	B	2	3	3	3	4	4
	A	1	3	3	3	4	4

METRAL P/N	ROW	CONTACT CODE MOD. 1					
		1	2	3	4	5	6
89073-X60 SEE NOTE 11 LEAD FREE OPTION	D	4	2	2	4	2	2
	C	4	2	2	4	2	2
	B	4	2	2	4	2	2
	A	4	2	2	4	2	2

spec ref	*		
tolerance std	TOLERANCES UNLESS OTHERWISE SPECIFIED		
surface	3.200	linear	0.X ±0.3
			0.XX ±0.13
			0.XXX ±.051
		angular	0° ±2°

dr	Terran Huang	2010/07/08
eng	Terran Huang	2011/08/11
chr	-	-
appr	Pei-Ming Zheng	2011/08/11

projection

mm

product family METRAL

size A4

scale 1:1

ecn no ELX-DG-004963-1

rel level **Released**

FCI

www.fci.com

title METRAL SIGNAL HEADER

1 MOD, 4 ROW PRESS-FIT

dwg no 89073

rev **CE**

cat. no. -

Product - Customer Drw

sheet 5 of 10

Copyright FCI.

Pro/E File - REV C - 2009-06-09

METRAL P/N	ROW	CONTACT CODE MOD. 1					
		1	2	3	4	5	6
89073-X61 SEE NOTE 11 LEAD FREE OPTION	D	4	4	2	2	3	3
	C	2	2	2	2	2	2
	B	2	2	2	2	2	2
	A	2	2	2	2	2	2

METRAL P/N	ROW	CONTACT CODE MOD. 1					
		1	2	3	4	5	6
89073-X66 SEE NOTE 11 LEAD FREE OPTION	D	4	4	4	4	4	4
	C	4	4	4	4	4	2
	B	4	4	4	4	4	2
	A	4	4	4	4	4	1

METRAL P/N	ROW	CONTACT CODE MOD. 1					
		1	2	3	4	5	6
89073-X71 SEE NOTE 11 LEAD FREE OPTION	D	2	3	3	2	4	2
	C	2	3	3	2	4	2
	B	2	3	3	2	4	2
	A	2	3	3	2	4	2

METRAL P/N	ROW	CONTACT CODE MOD. 1					
		1	2	3	4	5	6
89073-X76 SEE NOTE 11 LEAD FREE OPTION	D	1	1	1	2	3	1
	C	2	1	1	2	2	1
	B	2	1	1	2	2	1
	A	2	1	1	2	2	1

METRAL P/N	ROW	CONTACT CODE MOD. 1					
		1	2	3	4	5	6
89073-X62 SEE NOTE 11 LEAD FREE OPTION	D	7	8	6	8	7	7
	C	7	8	6	8	7	7
	B	7	8	6	8	7	7
	A	7	8	6	8	7	7

METRAL P/N	ROW	CONTACT CODE MOD. 1					
		1	2	3	4	5	6
89073-X67 SEE NOTE 11 LEAD FREE OPTION	D	4	4	4	4	3	3
	C	4	4	4	4	3	3
	B	4	4	4	4	3	3
	A	4	4	4	4	3	3

METRAL P/N	ROW	CONTACT CODE MOD. 1					
		1	2	3	4	5	6
89073-X72 SEE NOTE 11 LEAD FREE OPTION	D	4	2	2	2	2	4
	C	4	2	2	2	2	4
	B	4	2	2	2	2	4
	A	4	2	2	2	2	4

METRAL P/N	ROW	CONTACT CODE MOD. 1					
		1	2	3	4	5	6
89073-X77 SEE NOTE 11 LEAD FREE OPTION	D	1	3	2	3	2	3
	C	1	3	2	3	2	3
	B	1	3	2	3	2	3
	A	1	3	2	3	2	3

METRAL P/N	ROW	CONTACT CODE MOD. 1					
		1	2	3	4	5	6
89073-X63 SEE NOTE 11 LEAD FREE OPTION	D	1	2	2	1	2	2
	C	1	2	2	1	2	2
	B	1	2	2	1	2	2
	A	1	2	2	1	2	2

METRAL P/N	ROW	CONTACT CODE MOD. 1					
		1	2	3	4	5	6
89073-X68 SEE NOTE 11 LEAD FREE OPTION	D	4	4	4	4	4	2
	C	4	4	4	4	4	2
	B	4	4	4	4	4	2
	A	4	4	4	4	4	1

METRAL P/N	ROW	CONTACT CODE MOD. 1					
		1	2	3	4	5	6
89073-X73 SEE NOTE 11 LEAD FREE OPTION	D	1	-	1	-	1	-
	C	-	1	-	1	-	1
	B	1	-	1	-	1	-
	A	-	1	-	1	-	1

METRAL P/N	ROW	CONTACT CODE MOD. 1					
		1	2	3	4	5	6
89073-X78 SEE NOTE 11 LEAD FREE OPTION	D	2	2	3	2	2	2
	C	2	2	3	2	2	2
	B	2	2	3	2	2	2
	A	2	2	3	2	2	2

METRAL P/N	ROW	CONTACT CODE MOD. 1					
		1	2	3	4	5	6
89073-X64 SEE NOTE 11 LEAD FREE OPTION	D	3	3	3	1	3	3
	C	3	3	3	1	3	3
	B	3	3	3	1	3	3
	A	3	3	3	1	3	3

METRAL P/N	ROW	CONTACT CODE MOD. 1					
		1	2	3	4	5	6
89073-X69 SEE NOTE 11 LEAD FREE OPTION	D	2	2	2	2	3	3
	C	2	2	2	2	3	3
	B	2	2	2	2	3	3
	A	2	2	2	2	3	3

METRAL P/N	ROW	CONTACT CODE MOD. 1					
		1	2	3	4	5	6
89073-X74 SEE NOTE 11 LEAD FREE OPTION	D	3	3	3	3	3	3
	C	4	4	4	3	3	3
	B	4	3	4	3	3	3
	A	4	4	4	3	3	3

METRAL P/N	ROW	CONTACT CODE MOD. 1					
		1	2	3	4	5	6
89073-X79 SEE NOTE 11 LEAD FREE OPTION	D	2	3	2	3	2	3
	C	2	3	2	3	2	3
	B	2	3	2	3	2	3
	A	2	3	2	3	2	3

METRAL P/N	ROW	CONTACT CODE MOD. 1					
		1	2	3	4	5	6
89073-X65 SEE NOTE 11 LEAD FREE OPTION	D	4	4	4	4	4	4
	C	4	4	4	4	4	4
	B	4	4	4	4	4	2
	A	4	4	4	4	4	1

METRAL P/N	ROW	CONTACT CODE MOD. 1					
		1	2	3	4	5	6
89073-X70 SEE NOTE 11 LEAD FREE OPTION	D	4	4	4	4	4	4
	C	19	19	19	19	19	19
	B	4	4	4	4	4	4
	A	19	19	19	4	4	4

METRAL P/N	ROW	CONTACT CODE MOD. 1					
		1	2	3	4	5	6
89073-X75 SEE NOTE 11 LEAD FREE OPTION	D	11	11	11	11	11	11
	C	12	12	12	11	11	11
	B	12	11	12	11	11	11
	A	12	12	12	11	11	11

METRAL P/N	ROW	CONTACT CODE MOD. 1					
		1	2	3	4	5	6
89073-X80 SEE NOTE 11 LEAD FREE OPTION	D	2	2	2	2	2	2
	C	2	2	2	2	2	2
	B	2	2	2	2	2	4
	A	2	2	2	2	2	2

spec ref	*		
tolerance std	TOLERANCES UNLESS OTHERWISE SPECIFIED		
surface	3.200	linear	0.X ±0.3
			0.XX ±0.13
			0.XXX ±.051
		angular	0° ±2°

dr	Terran Huang	2010/07/08
eng	Terran Huang	2011/08/11
chr	-	-
appr	Pei-Ming Zheng	2011/08/11

projection

mm

product family METRAL

size A4

scale 1:1

ecn no ELX-DG-004963-1

rel level **Released**

FCI

www.fci.com

title METRAL SIGNAL HEADER

1 MOD, 4 ROW PRESS-FIT

dwg no 89073

rev **CE**

cat. no. -

Product - Customer Drw

sheet 6 of 10

Copyright FCI.

Pro/E File - REV C - 2009-06-09

METRAL P/N	ROW	CONTACT CODE MOD. 1					
		1	2	3	4	5	6
89073-X81 SEE NOTE 11 LEAD FREE OPTION	D	2	4	2	2	4	2
	C	2	4	2	2	4	2
	B	2	4	2	2	4	2
	A	2	4	2	2	4	2

METRAL P/N	ROW	CONTACT CODE MOD. 1					
		1	2	3	4	5	6
89073-X86 SEE NOTE 11 LEAD FREE OPTION	D	1	1	1	1	3	3
	C	1	1	1	1	1	1
	B	1	1	1	1	1	1
	A	1	1	1	1	1	1

METRAL P/N	ROW	CONTACT CODE MOD. 1					
		1	2	3	4	5	6
89073-X91 SEE NOTE 11 LEAD FREE OPTION	D	19	3	3	3	3	3
	C	19	3	3	2	3	3
	B	19	3	3	3	3	3
	A	19	3	1	3	3	3

METRAL P/N	ROW	CONTACT CODE MOD. 1					
		1	2	3	4	5	6
89073-X96 SEE NOTE 11 LEAD FREE OPTION	D	2	-	2	-	2	2
	C	-	2	-	2	-	2
	B	2	-	2	-	2	2
	A	-	2	-	2	-	2

METRAL P/N	ROW	CONTACT CODE MOD. 1					
		1	2	3	4	5	6
89073-X82 SEE NOTE 11 LEAD FREE OPTION	D	2	2	4	4	4	4
	C	2	2	4	2	2	4
	B	2	2	4	2	2	4
	A	2	2	4	2	2	4

METRAL P/N	ROW	CONTACT CODE MOD. 1					
		1	2	3	4	5	6
89073-X87 SEE NOTE 11 LEAD FREE OPTION	D	2	-	2	2	2	-
	C	2	-	-	-	2	-
	B	-	-	-	-	2	-
	A	2	2	2	2	2	-

METRAL P/N	ROW	CONTACT CODE MOD. 1					
		1	2	3	4	5	6
89073-X92 SEE NOTE 11 LEAD FREE OPTION	D	19	2	3	3	3	3
	C	19	3	3	3	3	3
	B	19	3	3	3	3	3
	A	19	3	1	3	3	3

METRAL P/N	ROW	CONTACT CODE MOD. 1					
		1	2	3	4	5	6
89073-X97 SEE NOTE 11 LEAD FREE OPTION	D	6	6	6	6	6	6
	C	6	6	6	6	6	6
	B	6	6	6	6	6	8
	A	6	6	6	6	6	6

METRAL P/N	ROW	CONTACT CODE MOD. 1					
		1	2	3	4	5	6
89073-X83 SEE NOTE 11 LEAD FREE OPTION	D	3	3	4	4	3	3
	C	3	3	4	4	3	3
	B	3	3	4	4	3	3
	A	3	3	4	4	3	3

METRAL P/N	ROW	CONTACT CODE MOD. 1					
		1	2	3	4	5	6
89073-X88 SEE NOTE 11 LEAD FREE OPTION	D	1	-	-	1	1	1
	C	-	-	-	1	1	1
	B	-	-	-	1	1	1
	A	1	-	-	1	1	1

METRAL P/N	ROW	CONTACT CODE MOD. 1					
		1	2	3	4	5	6
89073-X93 SEE NOTE 11 LEAD FREE OPTION	D	26	23	25	23	12	12
	C	23	23	25	23	12	12
	B	24	23	25	23	12	12
	A	23	23	25	23	12	12

METRAL P/N	ROW	CONTACT CODE MOD. 1					
		1	2	3	4	5	6
89073-X98 SEE NOTE 11 LEAD FREE OPTION	D	6	7	7	6	8	8
	C	6	7	7	6	8	8
	B	6	7	7	6	8	8
	A	6	7	7	6	8	8

METRAL P/N	ROW	CONTACT CODE MOD. 1					
		1	2	3	4	5	6
89073-X84 SEE NOTE 11 LEAD FREE OPTION	D	1	-	1	-	1	-
	C	1	1	-	1	-	1
	B	1	-	1	-	1	-
	A	1	1	-	1	-	1

METRAL P/N	ROW	CONTACT CODE MOD. 1					
		1	2	3	4	5	6
89073-X89 SEE NOTE 11 LEAD FREE OPTION	D	3	3	2	2	2	2
	C	3	3	2	2	2	2
	B	3	3	2	2	2	2
	A	3	3	2	2	2	2

METRAL P/N	ROW	CONTACT CODE MOD. 1					
		1	2	3	4	5	6
89073-X94 SEE NOTE 11 LEAD FREE OPTION	D	1	1	1	1	1	1
	C	1	1	1	1	1	1
	B	3	3	3	3	1	1
	A	3	3	3	3	1	1

METRAL P/N	ROW	CONTACT CODE MOD. 1					
		1	2	3	4	5	6
89073-X99 SEE NOTE 11 LEAD FREE OPTION	D	3	3	3	3	3	3
	C	4	4	4	2	4	2
	B	4	3	4	2	4	2
	A	3	4	4	3	3	3

METRAL P/N	ROW	CONTACT CODE MOD. 1					
		1	2	3	4	5	6
89073-X85 SEE NOTE 11 LEAD FREE OPTION	D	1	1	1	3	3	3
	C	19	19	19	19	19	19
	B	19	19	19	19	19	19
	A	19	19	19	19	19	19

METRAL P/N	ROW	CONTACT CODE MOD. 1					
		1	2	3	4	5	6
89073-X90 SEE NOTE 11 LEAD FREE OPTION	D	3	3	3	3	1	19
	C	3	3	3	3	2	19
	B	3	3	3	3	3	19
	A	3	3	3	3	3	19

METRAL P/N	ROW	CONTACT CODE MOD. 1					
		1	2	3	4	5	6
89073-X95 SEE NOTE 11 LEAD FREE OPTION	D	1	-	1	-	1	1
	C	-	1	-	1	-	1
	B	1	-	1	-	1	1
	A	-	1	-	1	-	1

METRAL P/N	ROW	CONTACT CODE MOD. 1					
		1	2	3	4	5	6
89073-X100 SEE NOTE 11 LEAD FREE OPTION	D	4	4	4	4	2	4
	C	4	4	4	4	2	4
	B	4	4	4	4	2	4
	A	4	4	4	4	2	4

spec ref	*		
tolerance std	TOLERANCES UNLESS OTHERWISE SPECIFIED		
surface	3.200	linear	0.X ±0.3
			0.XX ±0.13
			0.XXX ±.051
		angular	0° ±2°

dr	Terran Huang	2010/07/08
eng	Terran Huang	2011/08/11
chr	-	-
appr	Pei-Ming Zheng	2011/08/11

projection

mm

product family METRAL

size A4

scale 1:1

ecn no ELX-DG-004963-1

rel level **Released**

FCI

www.fci.com

title METRAL SIGNAL HEADER

1 MOD, 4 ROW PRESS-FIT

dwg no 89073

rev **CE**

cat. no. -

Product - Customer Drw

sheet 7 of 10

Copyright FCI.

Pro/E File - REV C - 2009-06-09

METRAL P/N	ROW	CONTACT CODE MOD. 1					
		1	2	3	4	5	6
89073-X101 SEE NOTE 11 LEAD FREE OPTION	D	2	2	2	2	2	2
	C	2	1	2	2	2	2
	B	2	2	2	2	2	2
	A	3	3	3	3	3	3

METRAL P/N	ROW	CONTACT CODE MOD. 1					
		1	2	3	4	5	6
89073-X102 SEE NOTE 11 LEAD FREE OPTION	D	6	8	8	6	20	20
	C	6	8	8	6	20	20
	B	6	8	8	6	20	20
	A	6	8	8	6	20	20

METRAL P/N	ROW	CONTACT CODE MOD. 1					
		1	2	3	4	5	6
89073-X103 SEE NOTE 11 LEAD FREE OPTION	D	2	4	4	2	19	19
	C	2	4	4	2	19	19
	B	2	4	4	2	19	19
	A	2	4	4	2	19	19

METRAL P/N	ROW	CONTACT CODE MOD. 1					
		1	2	3	4	5	6
89073-X104 SEE NOTE 11 LEAD FREE OPTION	D	8	6	6	6	6	6
	C	8	6	6	6	6	6
	B	8	6	6	6	6	6
	A	8	6	6	6	6	6

METRAL P/N	ROW	CONTACT CODE MOD. 1					
		1	2	3	4	5	6
89073-X105 SEE NOTE 11 LEAD FREE OPTION	D	2	2	2	1	2	2
	C	2	2	2	4	2	2
	B	2	2	2	2	2	2
	A	2	2	2	2	2	2

METRAL P/N	ROW	CONTACT CODE MOD. 1					
		1	2	3	4	5	6
89073-X106 SEE NOTE 11 LEAD FREE OPTION	D	4	2	2	2	2	2
	C	4	2	2	2	2	2
	B	4	2	2	2	2	2
	A	4	2	2	2	2	2

METRAL P/N	ROW	CONTACT CODE MOD. 1					
		1	2	3	4	5	6
89073-X107 SEE NOTE 11 LEAD FREE OPTION	D	2	2	2	4	2	2
	C	2	2	2	4	2	2
	B	2	2	2	4	2	2
	A	2	2	2	4	2	2

METRAL P/N	ROW	CONTACT CODE MOD. 1					
		1	2	3	4	5	6
89073-X108 SEE NOTE 11 LEAD FREE OPTION	D	2	2	2	2	3	2
	C	2	2	2	2	3	2
	B	2	2	2	2	2	2
	A	2	2	2	2	2	2

METRAL P/N	ROW	CONTACT CODE MOD. 1					
		1	2	3	4	5	6
89073-X109 SEE NOTE 11 LEAD FREE OPTION	D	2	2	2	2	2	2
	C	2	2	2	2	2	2
	B	2	2	2	2	2	2
	A	2	3	2	2	2	2

METRAL P/N	ROW	CONTACT CODE MOD. 1					
		1	2	3	4	5	6
89073-X110 SEE NOTE 11 LEAD FREE OPTION	D	2	3	3	2	4	4
	C	2	3	3	2	4	4
	B	2	3	3	2	4	4
	A	2	3	3	2	4	4

METRAL P/N	ROW	CONTACT CODE MOD. 1					
		1	2	3	4	5	6
89073-X111 SEE NOTE 11 LEAD FREE OPTION	D	2	2	4	4	2	2
	C	2	2	4	4	2	2
	B	2	2	4	4	2	2
	A	2	2	4	4	2	2

METRAL P/N	ROW	CONTACT CODE MOD. 1					
		1	2	3	4	5	6
89073-X112 SEE NOTE 11 LEAD FREE OPTION	D	4	2	3	2	2	3
	C	4	2	3	2	2	3
	B	4	3	2	-	2	3
	A	4	3	1	-	2	3

METRAL P/N	ROW	CONTACT CODE MOD. 1					
		1	2	3	4	5	6
89073-X113 SEE NOTE 11 LEAD FREE OPTION	D	3	4	2	2	3	3
	C	3	4	2	2	3	3
	B	3	4	2	2	3	3
	A	3	4	2	2	-	3

METRAL P/N	ROW	CONTACT CODE MOD. 1					
		1	2	3	4	5	6
89073-X114 SEE NOTE 11 LEAD FREE OPTION	D	6	6	8	6	6	6
	C	6	6	8	6	6	6
	B	6	6	8	6	6	6
	A	6	6	8	6	6	6

METRAL P/N	ROW	CONTACT CODE MOD. 1					
		1	2	3	4	5	6
89073-X115 SEE NOTE 11 LEAD FREE OPTION	D	8	6	6	6	6	8
	C	8	6	6	6	6	8
	B	8	6	6	6	6	8
	A	8	6	6	6	6	8

METRAL P/N	ROW	CONTACT CODE MOD. 1					
		1	2	3	4	5	6
89073-X116 SEE NOTE 11 LEAD FREE OPTION	D	-	6	7	7	6	-
	C	-	6	7	7	6	-
	B	-	6	7	7	6	-
	A	-	6	7	7	6	-

METRAL P/N	ROW	CONTACT CODE MOD. 1					
		1	2	3	4	5	6
89073-X117 SEE NOTE 11 LEAD FREE OPTION	D	3	3	3	3	3	3
	C	3	3	3	19	3	3
	B	3	3	3	3	3	3
	A	3	3	3	3	3	3

METRAL P/N	ROW	CONTACT CODE MOD. 1					
		1	2	3	4	5	6
89073-X118 SEE NOTE 11 LEAD FREE OPTION	D	2	2	2	3	2	2
	C	2	2	2	3	2	2
	B	2	2	2	3	2	2
	A	2	2	2	3	2	2

METRAL P/N	ROW	CONTACT CODE MOD. 1					
		1	2	3	4	5	6
89073-X119 SEE NOTE 11 LEAD FREE OPTION	D	3	3	3	2	2	2
	C	3	3	3	2	2	2
	B	3	3	3	2	2	2
	A	3	3	3	2	2	2

METRAL P/N	ROW	CONTACT CODE MOD. 1					
		1	2	3	4	5	6
89073-X120 SEE NOTE 11 LEAD FREE OPTION	D	6	6	5	5	7	6
	C	6	6	6	6	7	6
	B	6	6	6	6	7	6
	A	6	6	6	6	7	6

spec ref	*	dr	Terran Huang 2010/07/08
tolerance std	TOLERANCES UNLESS OTHERWISE SPECIFIED	eng	Terran Huang 2011/08/11
		chr	- -
		appr	Pei-Ming Zheng 2011/08/11

projection

mm

size A4 | scale 1:1

ecn no ELX-DG-004963-1

product family METRAL | rel level **Released**

surface			
3.200	linear	0.X	±0.3
		0.XX	±0.13
		0.XXX	±.051
	angular	0°	±2°

FCI www.fci.com

title METRAL SIGNAL HEADER
1 MOD, 4 ROW PRESS-FIT

dwg no 89073 | rev **CE**

cat. no. - | Product - Customer Drw | sheet 8 of 10

Copyright FCI.

Pro/E File - REV C - 2009-06-09

METRAL P/N	ROW	CONTACT CODE MOD. 1					
		1	2	3	4	5	6
89073-X121 SEE NOTE 11 LEAD FREE OPTION	D	3	3	4	3	4	2
	C	3	3	4	3	4	2
	B	3	3	4	3	4	2
	A	3	3	4	3	4	2

METRAL P/N	ROW	CONTACT CODE MOD. 1					
		1	2	3	4	5	6
89073-X126 SEE NOTE 11 LEAD FREE OPTION	D	4	2	2	2	2	2
	C	4	2	2	2	2	2
	B	4	2	2	2	2	4
	A	4	2	2	2	2	2

METRAL P/N	ROW	CONTACT CODE MOD. 1					
		1	2	3	4	5	6
89073-X122 SEE NOTE 11 LEAD FREE OPTION	D	4	4	2	4	2	2
	C	2	2	2	4	4	4
	B	4	4	2	4	2	2
	A	2	2	2	4	4	4

METRAL P/N	ROW	CONTACT CODE MOD. 1					
		1	2	3	4	5	6
89073-X127 SEE NOTE 11 LEAD FREE OPTION	D	25	23	23	23	23	23
	C	23	23	23	23	23	23
	B	23	23	23	23	23	23
	A	23	23	23	23	23	23

METRAL P/N	ROW	CONTACT CODE MOD. 1					
		1	2	3	4	5	6
89073-X123 SEE NOTE 11 LEAD FREE OPTION	D	2	3	2	2	2	2
	C	2	3	2	2	2	2
	B	2	3	2	2	2	2
	A	2	3	2	2	2	2

METRAL P/N	ROW	CONTACT CODE MOD. 1					
		1	2	3	4	5	6
89073-X128 SEE NOTE 11 LEAD FREE OPTION	D	3	2	1	1	1	1
	C	3	2	1	1	1	1
	B	3	2	1	1	1	1
	A	3	2	1	1	1	1

CE

METRAL P/N	ROW	CONTACT CODE MOD. 1					
		1	2	3	4	5	6
89073-X124 SEE NOTE 11 LEAD FREE OPTION	D	2	3	2	3	2	2
	C	2	3	2	3	2	2
	B	2	3	2	3	2	2
	A	2	3	2	3	2	2

METRAL P/N	ROW	CONTACT CODE MOD. 1					
		1	2	3	4	5	6
89073-X125 SEE NOTE 11 LEAD FREE OPTION	D	4	3	3	3	3	4
	C	4	3	3	3	3	4
	B	4	3	3	3	3	4
	A	4	3	3	3	3	4

Copyright FCI.

spec ref	*	dr	Terran Huang	2010/07/08	projection	mm	size A4 / scale 1:1
tolerance std	TOLERANCES UNLESS OTHERWISE SPECIFIED	eng	Terran Huang	2011/08/11			
		chr	-	-			ecn no ELX-DG-004963-1
		appr	Pei-Ming Zheng	2011/08/11	product family	METRAL	rel level Released
surface 3.200	linear 0.X ±0.3 / 0.XX ±0.13 / 0.XXX ±.051 / angular 0° ±2°	www.fci.com	title METRAL SIGNAL HEADER 1 MOD, 4 ROW PRESS-FIT		dwg no 89073		rev CE
			cat. no. -		Product - Customer Drw		sheet 9 of 10

Pro/E File - REV C - 2009-06-09

NOTES:

1. FOR DIM A AND B SEE SHEET 2 AND UP.

2. BODY MATERIAL: LIQUID CRYSTAL

   POLYMER 30 % GLASS.

   FLAME RETARDANT ACC. UL 94-V0.

3. PIN MATERIAL:
   PHOSPHOR BRONZE.
4. PLATING ON PRESS-FIT TAIL:
   55422 -XYY IS SnPb
   55422-XYYLF IS SN (LEAD FREE)
   PLATING ON CONTACT AREA CONFORMS TO PERFORMANCE LEVEL SHOWN IN TABLE.

5. PRODUCT MARKING:
   PART NUMBER DESIGNATION & BATCH I.D.

6. ALL PRODUCTS WITH PART NUMBERS SHOWN IN SUBSEQUENT TABLES WILL BE PACKAGED IN TUBES. IF TRAY PACKAGING IS REQUIRED, A SUFFIX "P" WILL BE ADDED TO THE END OF THE PART NUMBER.
   EXAMPLE: XXXXX-XXXP OR XXXXX-XXXXP,
   XXXXX-XXXPLF OR XXXXX-XXXXPLF

7. PRODUCT SPECIFICATION GS-12-180
   APPLICATION SPECIFICATION BUS-20-073

8. AFTER INSERTION INTO CIRCUIT BOARD WITH QUALIFIED TOOL.

9. -A PLATING HAS Au FLASH IN PRESS FIT AREA (LEAD FREE).

10. THE PRODUCTS WHERE THE PART NUMBER ENDS IN LF MEET THE EUROPEAN UNION DIRECTIVES AND OTHER COUNTRY REGULATIONS AS DESCRIBED IN GS-22-008.

    ALL PRODUCTS EXCEPT THOSE WITH PART NUMBERS CONTAINING (DRAWING NO.)-N1--- OR (DRAWING NO.)-N5---WILL WITHSTAND EXPOSURE TO 260°C FOR 60 SECONDS IN A CONVECTION, INFRA-RED OR VAPOR PHASE REFLOW OVEN. PART NUMBERS (DRAWING NO.)-N1--- AND (DRAWINGS NO.)-N5---WILL NOT WITHSTAND REFLOW AND Au CONTACT SURFACE OF THE CONTACTS SHALL BE EXPOSED TO A MAXIMIM 140°C FOR NO LONGER THAN 15 SECONDS IN A WAVE SOLDER APPLICATION.

11. FOR LEAD FREE PART NUMBERS, ADD AN "LF" SUFFIX.
    EXAMPLE: 89073-X01LF

PLATING IN CONTACT AREA

DASH NUMBER	PERFORMANCE LEVEL	NOTES
-AYY OR -AYYY	TELCORDIA CO	SEE NOTE 9
-N1YY OR -N1YYY	TELCORDIA CO (NXT)	-
-N5YY OR N5YYY	TELCORDIA UE (NXT)	-
-1YY OR -1YYY	TELCORDIA CO	-
-2YY OR -2YYY	TELECOM CLASS	-
-3YY OR -3YYY	IEC CLASS 1	-
-5YY OR -5YYY	TELCORDIA UE	-
-9YY OR -9YYY	TELCORDIA CO	-
-AYYLF OR -AYYYLF	TELCORDIA CO	SEE NOTE 10
-N1YYLF OR -N1YYYLF	TELCORDIA CO (NXT) IEC CLASS 1	SEE NOTE 10
-N5YYLF OR N5YYYLF	TELCORDIA UE (NXT)	SEE NOTE 10
-1YYLF OR -1YYYLF	TELCORDIA CO IEC CLASS 1	SEE NOTE 10
-2YYLF OR -2YYYLF	TELECOM CLASS	SEE NOTE 10
-5YYLF OR -5YYYLF	TELCORDIA UE	SEE NOTE 10

Copyright FCI.

spec ref	*	dr	Terran Huang	2010/07/08	projection	mm	size A4 / scale 53:50
tolerance std	TOLERANCES UNLESS OTHERWISE SPECIFIED	eng	Terran Huang	2011/08/11			ecn no ELX-DG-004963-1
		chr	-	-			
		appr	Pei-Ming Zheng	2011/08/11	product family	METRAL	rel level Released
surface 3.200	linear 0.X ±0.3 / 0.XX ±0.13 / 0.XXX ±.051 / angular 0° ±2°	FCI www.fci.com	title METRAL SIGNAL HEADER 1 MOD, 4 ROW PRESS-FIT		dwg no 89073		rev CE
			cat. no. -		Product - Customer Drw		sheet 10 of 10

Pro/E File - REV C - 2009-06-09

Компания «ЭлектроПласт» предлагает заключение долгосрочных отношений при поставках импортных электронных компонентов на взаимовыгодных условиях!

Наши преимущества:

- Оперативные поставки широкого спектра электронных компонентов отечественного и импортного производства напрямую от производителей и с крупнейших мировых складов;
- Поставка более 17-ти миллионов наименований электронных компонентов;
- Поставка сложных, дефицитных, либо снятых с производства позиций;
- Оперативные сроки поставки под заказ (от 5 рабочих дней);
- Экспресс доставка в любую точку России;
- Техническая поддержка проекта, помощь в подборе аналогов, поставка прототипов;
- Система менеджмента качества сертифицирована по Международному стандарту ISO 9001;
- Лицензия ФСБ на осуществление работ с использованием сведений, составляющих государственную тайну;
- Поставка специализированных компонентов (Xilinx, Altera, Analog Devices, Intersil, Interpoint, Microsemi, Aeroflex, Peregrine, Syfer, Eurofarad, Texas Instrument, Miteq, Cobham, E2V, MA-COM, Hittite, Mini-Circuits,General Dynamics и др.);

Помимо этого, одним из направлений компании «ЭлектроПласт» является направление «Источники питания». Мы предлагаем Вам помощь Конструкторского отдела:

- Подбор оптимального решения, техническое обоснование при выборе компонента;
- Подбор аналогов;
- Консультации по применению компонента;
- Поставка образцов и прототипов;
- Техническая поддержка проекта;
- Защита от снятия компонента с производства.

Как с нами связаться

Телефон: 8 (812) 309 58 32 (многоканальный)
Факс: 8 (812) 320-02-42
Электронная почта: org@eplast1.ru
Адрес: 198099, г. Санкт-Петербург, ул. Калинина, дом 2, корпус 4, литера А.