


Installation level terminal block - PTI 2,5-PE/L/TG - 3213960

Please be informed that the data shown in this PDF Document is generated from our Online Catalog. Please find the complete data in the user's documentation. Our General Terms of Use for Downloads are valid (<http://download.phoenixcontact.com>)



Installation level terminal block, Push-in connection, Cross section: 0.14 mm² - 4 mm², AWG: 26 - 12, Width: 5.2 mm, Color: gray, Mounting type: NS 35/7,5, NS 35/15

Product Features

- Double function shafts on all levels
- The terminal blocks with knife disconnect zone in the upper level meet the safety requirement regarding individual circuit isolation of DIN VDE 0100-718



Key commercial data

| | |
|--------------------------------------|----------|
| Packing unit | 1 PCE |
| Minimum order quantity | 50 PCE |
| Weight per Piece (excluding packing) | 18.0 GRM |
| Custom tariff number | 85369010 |
| Country of origin | Germany |

Technical data

General

| | |
|---|---|
| Number of levels | 3 |
| Number of connections | 5 |
| Color | gray |
| Insulating material | PA |
| Inflammability class according to UL 94 | V0 |
| Maximum load current | 30 A (with 4 mm ² conductor cross section and 3-pos. terminal block) |
| | 16 A (disconnect level 16 A. The current is determined by the component used.) |
| Rated surge voltage | 4 kV |
| | 6 kV |
| Pollution degree | 3 |

Installation level terminal block - PTI 2,5-PE/L/TG - 3213960

Technical data

General

| | |
|---|---|
| Surge voltage category | III |
| Insulating material group | I |
| Nominal current I_N | 24 A (with 4 mm ² conductor cross section) |
| Nominal voltage U_N | 400 V (phase conductor/phase conductor) |
| | 250 V (phase conductor/PE) |
| | (phase conductor/N) |
| Open side panel | ja |
| Shock protection test specification | DIN EN 50274 (VDE 0660-514):2002-11 |
| Back of the hand protection | guaranteed |
| Finger protection | guaranteed |
| Surge voltage test setpoint | 7.3 kV |
| Result of surge voltage test | Test passed |
| Power frequency withstand voltage setpoint | 1.89 kV |
| Result of power-frequency withstand voltage test | Test passed |
| Checking the mechanical stability of terminal points (5 x conductor connection) | Test passed |
| Bending test rotation speed | 10 rpm |
| Bending test turns | 135 |
| Bending test conductor cross section/weight | 0.14 mm ² / 0.2 kg |
| | 4 mm ² / 0.9 kg |
| Result of bending test | Test passed |
| Conductor cross section tensile test | 0.14 mm ² |
| Tractive force setpoint | 10 N |
| Conductor cross section tensile test | 4 mm ² |
| Tractive force setpoint | 60 N |
| Tensile test result | Test passed |
| Tight fit on carrier | NS 35 |
| Setpoint | 1 N |
| Result of tight fit test | Test passed |
| Requirements, voltage drop | ≤ 3.2 mV |
| Result of voltage drop test | Test passed |
| Temperature-rise test | Test passed |
| Conductor cross section short circuit testing | 4 mm ² |
| Short-time current | 0.48 kA |
| Conductor cross section short circuit testing | 1.5 mm ² |
| Short-time current | 0.18 kA |
| Short circuit stability result | Test passed |

Installation level terminal block - PTI 2,5-PE/L/TG - 3213960

Technical data

General

| | |
|---|---|
| Ageing test for screwless modular terminal block temperature cycles | 192 |
| Result of aging test | Test passed |
| Proof of thermal characteristics (needle flame) effective duration | 30 s |
| Result of thermal test | Test passed |
| Test specification, oscillation, broadband noise | DIN EN 50155 (VDE 0115-200):2008-03 |
| Test spectrum | Service life test category 1, class B, body mounted |
| Test frequency | $f_1 = 5 \text{ Hz}$ to $f_2 = 150 \text{ Hz}$ |
| ASD level | $1.857 \text{ (m/s}^2\text{)}^2\text{/Hz}$ |
| Acceleration | 0.8 g |
| Test duration per axis | 5 h |
| Test directions | X-, Y- and Z-axis |
| Oscillation, broadband noise test result | Test passed |
| Test specification, shock test | DIN EN 50155 (VDE 0115-200):2008-03 |
| Shock form | Half-sine |
| Acceleration | 5 g |
| Shock duration | 30 ms |
| Number of shocks per direction | 3 |
| Test directions | X-, Y- and Z-axis (pos. and neg.) |
| Shock test result | Test passed |
| Temperature index, insulating material (DIN EN 60216-1 (VDE 0304-21)) | 130 °C |
| Static insulating material application in cold | -60 °C |

Dimensions

| | |
|------------------|---------|
| Width | 5.2 mm |
| Length | 101 mm |
| Height NS 35/7,5 | 50.5 mm |
| Height NS 35/15 | 58 mm |

Connection data

| | |
|--|----------------------|
| Conductor cross section solid min. | 0.14 mm ² |
| Conductor cross section solid max. | 4 mm ² |
| Conductor cross section AWG/kcmil min. | 26 |
| Conductor cross section AWG/kcmil max. | 12 |
| Conductor cross section stranded min. | 0.14 mm ² |
| Conductor cross section stranded max. | 4 mm ² |
| Min. AWG conductor cross section, stranded | 26 |
| Max. AWG conductor cross section, stranded | 12 |
| Conductor cross section stranded, with ferrule without plastic sleeve min. | 0.14 mm ² |

Installation level terminal block - PTI 2,5-PE/L/TG - 3213960

Technical data

Connection data

| | |
|---|----------------------|
| Conductor cross section stranded, with ferrule without plastic sleeve max. | 2.5 mm ² |
| Conductor cross section stranded, with ferrule with plastic sleeve min. | 0.14 mm ² |
| Conductor cross section stranded, with ferrule with plastic sleeve max. | 2.5 mm ² |
| 2 conductors with same cross section, stranded, TWIN ferrules with plastic sleeve, max. | 0.5 mm ² |
| Connection method | Push-in connection |
| Stripping length | 10 mm |
| Internal cylindrical gage | A3 |

Classifications

eCl@ss

| | |
|------------|----------|
| eCl@ss 4.0 | 27141121 |
| eCl@ss 4.1 | 27141121 |
| eCl@ss 5.0 | 27141120 |
| eCl@ss 5.1 | 27141120 |
| eCl@ss 6.0 | 27141120 |
| eCl@ss 7.0 | 27141120 |
| eCl@ss 8.0 | 27141120 |

ETIM

| | |
|----------|----------|
| ETIM 4.0 | EC000897 |
| ETIM 5.0 | EC001329 |

UNSPSC

| | |
|---------------|----------|
| UNSPSC 6.01 | 30211811 |
| UNSPSC 7.0901 | 39121410 |
| UNSPSC 11 | 39121410 |
| UNSPSC 12.01 | 39121410 |
| UNSPSC 13.2 | 39121410 |

Approvals

Approvals

Approvals

UL Recognized / cUL Recognized / GOST / VDE Zeichengenehmigung / IECCE CB Scheme / GL / cULus Recognized


Installation level terminal block - PTI 2,5-PE/L/TG - 3213960

Approvals


Ex Approvals

Approvals submitted


Approval details


UL Recognized 

| | B | C | D |
|--------------------------------|-------|-------|-------|
| mm ² /AWG/kcmil | 26-12 | 26-12 | 26-12 |
| Nominal current I _N | 20 A | 20 A | 10 A |
| Nominal voltage U _N | 300 V | 150 V | 300 V |


cUL Recognized 

| | B | C | D |
|--------------------------------|-------|-------|-------|
| mm ² /AWG/kcmil | 26-12 | 26-12 | 26-12 |
| Nominal current I _N | 20 A | 20 A | 10 A |
| Nominal voltage U _N | 300 V | 150 V | 300 V |

GOST 

VDE Zeichengenehmigung 

| | |
|----------------------------|-------|
| mm ² /AWG/kcmil | 0.2-4 |
|----------------------------|-------|

IECEE CB Scheme 

| | |
|----------------------------|-------|
| mm ² /AWG/kcmil | 0.2-4 |
|----------------------------|-------|

Installation level terminal block - PTI 2,5-PE/L/TG - 3213960

Approvals

GL

cULus Recognized 

Accessories

Accessories

Bridge

Plug-in bridge - FBS 2-5 - 3030161



Plug-in bridge, Number of positions: 2, Color: red

Plug-in bridge - FBS 3-5 - 3030174



Plug-in bridge, Number of positions: 3, Color: red

Plug-in bridge - FBS 4-5 - 3030187



Plug-in bridge, Number of positions: 4, Color: red

Plug-in bridge - FBS 5-5 - 3030190



Plug-in bridge, Number of positions: 5, Color: red

Installation level terminal block - PTI 2,5-PE/L/TG - 3213960

Accessories

Plug-in bridge - FBS 10-5 - 3030213



Plug-in bridge, Number of positions: 10, Color: red

Plug-in bridge - FBS 20-5 - 3030226



Plug-in bridge, Number of positions: 20, Color: red

Plug-in bridge - FBS 50-5 - 3038930



Plug-in bridge, Number of positions: 50, Color: red

Documentation

Mounting material - PT-IL - 3208090

Operating decal for the Push-in Technology



End block

Installation level terminal block - PTI 2,5-PE/L/TG - 3213960

Accessories

End clamp - CLIPFIX 35 - 3022218



Quick mounting end clamp for NS 35/7,5 DIN rail or NS 35/15 DIN rail, with marking option, width: 9.5 mm, color: gray

End clamp - CLIPFIX 35-5 - 3022276



Quick mounting end clamp for NS 35/7,5 DIN rail or NS 35/15 DIN rail, with marking option, with parking option for FBS...5, FBS...6, KSS 5, KSS 6, width: 5.15 mm, color: gray

End clamp - E/NS 35 N - 0800886



End clamp, width: 9.5 mm, color: gray

End cover

End cover - D-PTI/3B - 3213976



End cover, Length: 101 mm, Width: 2.2 mm, Color: gray

Spacer plate - DP PS-5 - 3036725



Spacer plate, Color: red

Installation level terminal block - PTI 2,5-PE/L/TG - 3213960

Accessories

Insulating sleeve

Insulating sleeve - MPS-IH WH - 0201663



Insulating sleeve, Color: white

Insulating sleeve - MPS-IH RD - 0201676



Insulating sleeve, Color: red

Insulating sleeve - MPS-IH BU - 0201689



Insulating sleeve, Color: blue

Insulating sleeve - MPS-IH YE - 0201692



Insulating sleeve, Color: yellow

Insulating sleeve - MPS-IH GN - 0201702



Insulating sleeve, Color: green

Installation level terminal block - PTI 2,5-PE/L/TG - 3213960

Accessories

Insulating sleeve - MPS-IH GY - 0201728



Insulating sleeve, Color: gray

Insulating sleeve - MPS-IH BK - 0201731



Insulating sleeve, Color: black

Insulation stop sleeve - ISH 2,5/0,2 - 3002843



Insulation stop sleeve, Color: white

Insulation stop sleeve - ISH 2,5/0,5 - 3002856



Insulation stop sleeve, Color: gray

Insulation stop sleeve - ISH 2,5/1,0 - 3002869



Insulation stop sleeve, Color: black

Labeled terminal marker

Installation level terminal block - PTI 2,5-PE/L/TG - 3213960

Accessories

Zack marker strip - ZB 5 CUS - 0824962



Zack marker strip, Can be ordered: Strip, white, Labeled according to customer specifications, Mounting type: Snap into tall marker groove, For terminal block width: 5.2 mm, Lettering field: 5.15 x 10.5 mm

Marker for terminal blocks - UC-TM 5 CUS - 0824581



Marker for terminal blocks, Can be ordered: By sheet, white, Labeled according to customer specifications, Mounting type: Snap into tall marker groove, For terminal block width: 5.2 mm, Lettering field: 10.5 x 4.6 mm

Marker for terminal blocks - UCT-TM 5 CUS - 0829595



Marker for terminal blocks, Can be ordered: By sheet, white, Labeled according to customer specifications, Mounting type: Snap into tall marker groove, Lettering field: 4.6 x 10.5 mm

Zack Marker strip, flat - ZBF 5 CUS - 0825025



Zack Marker strip, flat, Can be ordered: Strip, white, Labeled according to customer specifications, Mounting type: Snap into flat marker groove, For terminal block width: 5 mm, Lettering field: 5.15 x 5.15 mm

Marker for terminal blocks - UC-TMF 5 CUS - 0824638



Marker for terminal blocks, Can be ordered: By sheet, white, Labeled according to customer specifications, Mounting type: Snap into flat marker groove, For terminal block width: 5.2 mm, Lettering field: 4.6 x 5.1 mm

Installation level terminal block - PTI 2,5-PE/L/TG - 3213960

Accessories

Marker for terminal blocks - UCT-TMF 5 CUS - 0829658



Marker for terminal blocks, Can be ordered: By sheet, white, Labeled according to customer specifications, Mounting type: Snap into flat marker groove, For terminal block width: 5.2 mm, Lettering field: 4.4 x 4.7 mm

Marker carriers

Marker carriers - CARRIER-TM 300 - 0828282



Marker carriers, gray, Unlabeled, Mounting type: Snap into flat marker groove, Lettering field: 10.5 x 300 mm

Mounting rail

DIN rail perforated - NS 35/ 7,5 PERF 2000MM - 0801733



DIN rail, material: steel galvanized and passivated with a thick layer, perforated, height 7.5 mm, width 35 mm, length: 2000 mm

DIN rail - NS 35/ 7,5 UNPERF 2000MM - 0801681



DIN rail, material: Steel, unperforated, height 7.5 mm, width 35 mm, length: 2 m

DIN rail - NS 35/ 7,5 WH PERF 2000MM - 1204119



DIN rail 35 mm (NS 35)

Installation level terminal block - PTI 2,5-PE/L/TG - 3213960

Accessories

DIN rail - NS 35/ 7,5 WH UNPERF 2000MM - 1204122



DIN rail 35 mm (NS 35)

DIN rail, unperforated - NS 35/ 7,5 AL UNPERF 2000MM - 0801704



DIN rail, unperforated, Width: 35 mm, Height: 7.5 mm, Length: 2000 mm, Color: silver

DIN rail - NS 35/ 7,5 ZN PERF 2000MM - 1206421



DIN rail, material: Galvanized, perforated, height 7.5 mm, width 35 mm, length: 2 m

DIN rail - NS 35/ 7,5 ZN UNPERF 2000MM - 1206434



DIN rail, material: Galvanized, unperforated, height 7.5 mm, width 35 mm, length: 2 m

DIN rail - NS 35/ 7,5 CU UNPERF 2000MM - 0801762



DIN rail, material: Copper, unperforated, height 7.5 mm, width 35 mm, length: 2 m

Installation level terminal block - PTI 2,5-PE/L/TG - 3213960

Accessories

End cap - NS 35/ 7,5 CAP - 1206560



DIN rail end piece, for DIN rail NS 35/7.5

DIN rail perforated - NS 35/15 PERF 2000MM - 1201730



DIN rail, material: steel galvanized and passivated with a thick layer, perforated, height 15 mm, width 35 mm, length: 2000 mm

DIN rail - NS 35/15 UNPERF 2000MM - 1201714



DIN rail, material: Steel, unperforated, height 15 mm, width 35 mm, length: 2 m

DIN rail - NS 35/15 WH PERF 2000MM - 0806602



DIN rail 35 mm (NS 35)

DIN rail - NS 35/15 WH UNPERF 2000MM - 1204135



DIN rail 35 mm (NS 35)

Installation level terminal block - PTI 2,5-PE/L/TG - 3213960

Accessories

DIN rail, unperforated - NS 35/15 AL UNPERF 2000MM - 1201756



DIN rail, deep drawn, high profile, unperforated, 1.5 mm thick, material: aluminum, height 15 mm, width 35 mm, length 2000 mm

DIN rail - NS 35/15 ZN PERF 2000MM - 1206599



DIN rail, material: Galvanized, perforated, height 15 mm, width 35 mm, length: 2 m

DIN rail - NS 35/15 ZN UNPERF 2000MM - 1206586



DIN rail, material: Galvanized, unperforated, height 15 mm, width 35 mm, length: 2 m

DIN rail - NS 35/15 CU UNPERF 2000MM - 1201895



DIN rail, material: Copper, unperforated, 1.5 mm thick, height 15 mm, width 35 mm, length: 2 m

End cap - NS 35/15 CAP - 1206573



DIN rail end piece, for DIN rail NS 35/15

Installation level terminal block - PTI 2,5-PE/L/TG - 3213960

Accessories

DIN rail - NS 35/15-2,3 UNPERF 2000MM - 1201798



DIN rail, material: Steel, unperforated, 2.3 mm thick, height 15 mm, width 35 mm, length: 2 m

Partition plate

Partition plate - ATP-PTI/3 - 3213990



Partition plate, Length: 103 mm, Width: 2.2 mm, Height: 49.3 mm, Color: gray

Planning and marking software

Software - CLIP-PROJECT ADVANCED - 5146040



Multilingual software for easy planning of Phoenix Contact on DIN rails together with the integrated TRABTECH-select software module for planning comprehensive surge protection concepts.

Software - CLIP-PROJECT PROFESSIONAL - 5146053



Multi-lingual software for terminal strip project planning. A marking module allows professional labeling of markers and labels for marking terminal blocks, conductors, cables and devices. The additionally integrated software module TRABTECH-select for planning comprehensive surge protection concepts.

Screwdriver tools

Installation level terminal block - PTI 2,5-PE/L/TG - 3213960

Accessories

Screwdriver - SZF 1-0,6X3,5 - 1204517



Actuation tool, for ST terminal blocks, also suitable for use as a bladed screwdriver, size: 0.6 x 3.5 x 100 mm, 2-component grip, with non-slip grip

Terminal marking

Zack marker strip - ZB 5 :UNBEDRUCKT - 1050004



Zack marker strip, Strip, white, Unlabeled, Can be labeled with: Plotter, Mounting type: Snap into tall marker groove, For terminal block width: 5.2 mm, Lettering field: 5.1 x 10.5 mm

Marker for terminal blocks - UC-TM 5 - 0818108



Marker for terminal blocks, Sheet, white, Unlabeled, Can be labeled with: BLUEMARK CLED, BLUEMARK LED, Plotter, Mounting type: Snap into tall marker groove, For terminal block width: 5.2 mm, Lettering field: 10.5 x 4.6 mm

Marker for terminal blocks - UCT-TM 5 - 0828734



Marker for terminal blocks, Sheet, white, Unlabeled, Can be labeled with: THERMOMARK CARD PLUS, THERMOMARK CARD, BLUEMARK CLED, BLUEMARK LED, Mounting type: Snap into tall marker groove, For terminal block width: 5.2 mm, Lettering field: 4.6 x 10.5 mm

Zack Marker strip, flat - ZBF 5:UNBEDRUCKT - 0808642



Zack Marker strip, flat, Strip, white, Unlabeled, Can be labeled with: Plotter, Mounting type: Snap into flat marker groove, For terminal block width: 5 mm, Lettering field: 5.1 x 5.2 mm

Installation level terminal block - PTI 2,5-PE/L/TG - 3213960

Accessories

Marker for terminal blocks - UC-TMF 5 - 0818153



Marker for terminal blocks, Sheet, white, Unlabeled, Can be labeled with: BLUEMARK CLED, BLUEMARK LED, Plotter, Mounting type: Snap into flat marker groove, For terminal block width: 5.2 mm, Lettering field: 4.6 x 5.1 mm

Marker for terminal blocks - UCT-TMF 5 - 0828744



Marker for terminal blocks, Sheet, white, Unlabeled, Can be labeled with: THERMOMARK CARD PLUS, THERMOMARK CARD, BLUEMARK CLED, BLUEMARK LED, Mounting type: Snap into flat marker groove, For terminal block width: 5.2 mm, Lettering field: 4.4 x 4.7 mm

Test plug terminal block

Test plugs - MPS-MT - 0201744



Test plugs, Color: silver

Test adapter - PAI-4-N GY - 3032871



Test adapter, Color: gray

Test adapter - PS-5 - 3030983



Test adapter, Color: red

Installation level terminal block - PTI 2,5-PE/L/TG - 3213960

Accessories

Test plugs - PS-5/2,3MM RD - 3038723



Test plugs, Color: red

Additional products

Isolating plugs - P-DI - 3036783



Isolating plugs, Length: 10.8 mm, Width: 3.5 mm, Height: 23.1 mm, Color: orange

Spare knife - P-FIX - 3038956



Spare knife, Length: 10.5 mm, Width: 4 mm, Color: gray

Component connector - P-CO - 3036796



Component connector, Nominal current: 6 A, Length: 24 mm, Width: 5.2 mm, Height: 22 mm, Color: gray

Component connector - P-CO 1N4007/R-L - 3032457



Component connector, Length: 24 mm, Width: 5.2 mm, Height: 22 mm, Color: gray

Installation level terminal block - PTI 2,5-PE/L/TG - 3213960

Accessories

Component connector - P-CO 1N4007/L-R - 3032460



Component connector, Length: 24 mm, Width: 5.2 mm, Height: 22 mm, Color: gray

Fuse plug - P-FU 5X20-5 - 3209235



Fuse plug, Nominal current: 6.3 A, Length: 23.5 mm, Width: 5.2 mm, Height: 45.5 mm, Color: black

Fuse plug - P-FU 5X20 LED 24-5 - 3209248



Fuse plug with LED for 12 - 30 V DC, 0.35 - 0.95 mA, width 5.2 mm, color black

Fuse plug - P-FU 5X20 LED 60-5 - 3209251



Fuse plug with LED for 30 - 60 V AC/DC, 0.36 - 0.95 mA, width 5.2 mm, color black

Fuse plug - P-FU 5X20 LED 250-5 - 3209264

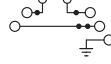


Fuse plug with LED for 110 - 250 V AC/DC, 0.40 - 0.95 mA, width 5.2 mm, color black

Drawings

Installation level terminal block - PTI 2,5-PE/L/TG - 3213960

Circuit diagram





Компания «ЭлектроПласт» предлагает заключение долгосрочных отношений при поставках импортных электронных компонентов на взаимовыгодных условиях!

Наши преимущества:

- Оперативные поставки широкого спектра электронных компонентов отечественного и импортного производства напрямую от производителей и с крупнейших мировых складов;
- Поставка более 17-ти миллионов наименований электронных компонентов;
- Поставка сложных, дефицитных, либо снятых с производства позиций;
- Оперативные сроки поставки под заказ (от 5 рабочих дней);
- Экспресс доставка в любую точку России;
- Техническая поддержка проекта, помощь в подборе аналогов, поставка прототипов;
- Система менеджмента качества сертифицирована по Международному стандарту ISO 9001;
- Лицензия ФСБ на осуществление работ с использованием сведений, составляющих государственную тайну;
- Поставка специализированных компонентов (Xilinx, Altera, Analog Devices, Intersil, Interpoint, Microsemi, Aeroflex, Peregrine, Syfer, Eurofarad, Texas Instrument, Miteq, Cobham, E2V, MA-COM, Hittite, Mini-Circuits, General Dynamics и др.);

Помимо этого, одним из направлений компании «ЭлектроПласт» является направление «Источники питания». Мы предлагаем Вам помощь Конструкторского отдела:

- Подбор оптимального решения, техническое обоснование при выборе компонента;
- Подбор аналогов;
- Консультации по применению компонента;
- Поставка образцов и прототипов;
- Техническая поддержка проекта;
- Защита от снятия компонента с производства.



Как с нами связаться

Телефон: 8 (812) 309 58 32 (многоканальный)

Факс: 8 (812) 320-02-42

Электронная почта: org@eplast1.ru

Адрес: 198099, г. Санкт-Петербург, ул. Калинина, дом 2, корпус 4, литера А.