
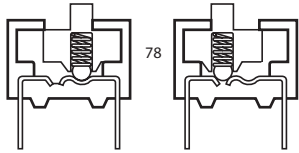
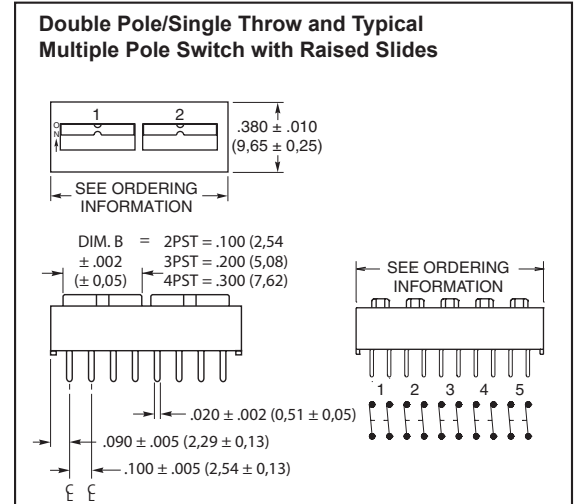
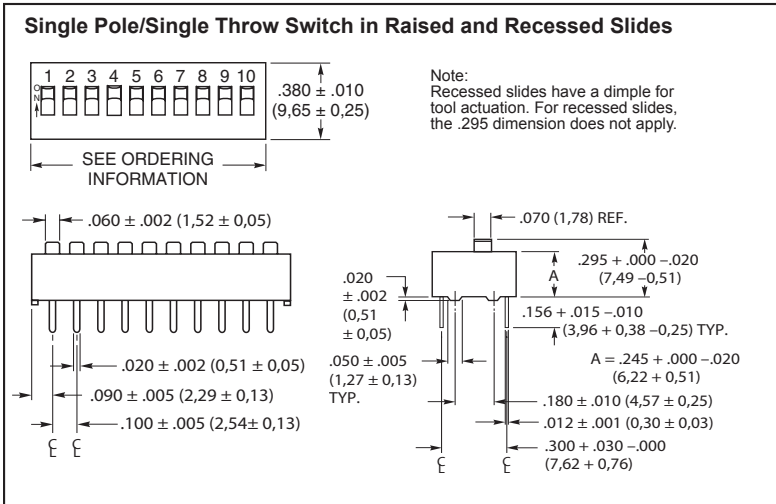


SERIES 78 SPST To 4PST Slide

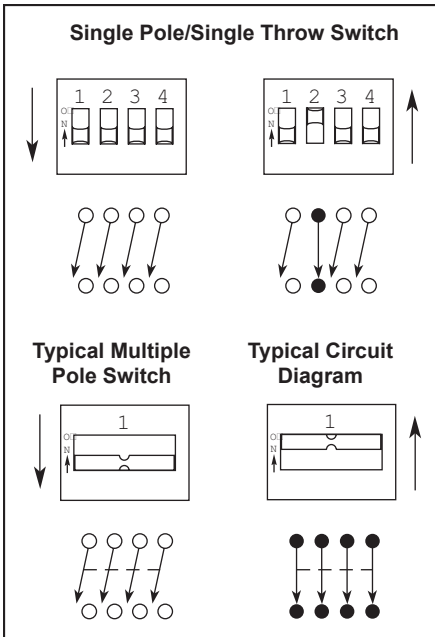
- ### FEATURES
- Raised and Recessed Slides
 - SPST, 2PST, 3PST, 4PST
 - Sealed Base Standard
 - Spring and Ball Contact
 - Top Tape Seal Option



DIMENSIONS In inches (and millimeters)



CIRCUITRY



For switches with 5, 6, 7, 8, or 10PST circuitry, contact Grayhill.

ORDERING INFORMATION

Circuitry	No. of Positions	Length Inches	Length Metric	No./ Tube	Raised Slides*	Recessed Slides*	
SPST	2	0.280"	7,1mm	35	78B02T	78RB02T	
	3	0.380"	9,7mm	27	78B03T	78RB03T	
	4	0.480"	12,2mm	21	78B04T	78RB04T	
	5	0.580"	14,7mm	18	78B05T	78RB05T	
	6	0.680"	17,3mm	15	78B06T	78RB06T	
	7	0.780"	19,8mm	13	78B07T	78RB07T	
	8	0.880"	22,4mm	12	78B08T	78RB08T	
	9	0.980"	24,9mm	10	78B09T	78RB09T	
	10	1.080"	27,4mm	9	78B10T	78RB10T	
	12	1.280"	32,5mm	8	78B12T	78RB12T	
	2PST	1	0.280"	7,1mm	35	78F01T	Recessed Slides Not Available
		2	0.480"	12,2mm	21	78F02T	
3		0.680"	17,3mm	15	78F03T		
4		0.880"	22,4mm	12	78F04T		
5		1.080"	27,4mm	9	78F05T		
6		1.280"	32,5mm	8	78F06T		
3PST	1	0.380"	9,7mm	27	78G01T	Recessed Slides Not Available	
	2	0.680"	17,3mm	15	78G02T		
	3	0.980"	24,9mm	10	78G03T		
4PST	1	0.480"	12,2mm	21	78H01T	Recessed Slides Not Available	
	2	0.880"	22,4mm	12	78H02T		

*A top tape seal is required for switches that are machine soldered or heavily cleaned after hand soldering. To order top seal versions, add "S" to the Grayhill part number.

Available from your local Grayhill Distributor.
For prices and discounts, contact a local Sales Office, an authorized local Distributor or Grayhill.

SPECIFICATIONS: Standard Styles

Ratings	76	78	90B
Mechanical Life: Operations per switch position	2,000	2,000	2,000
Make-and-break Current Rating: Operations per switch position at these resistive loads 1 mA, 5 Vdc; 50 mA, 30 Vdc; or 150 mA, 30 Vdc:	2,000	2,000	—
10 mA, 30 Vdc; or 10 mA, 50 mVdc:	—	—	2,000
10 mA, 50 mVdc; or 25 mA, 24 Vdc; or 100 mA, 6 Vdc:	—	—	2,000
Contact Resistance: Initially:	≤ 30 mΩ	≤ 30 mΩ	≤ 20 mΩ
After life, at 10 mA, 50 mVdc, open circuit:	≤ 100 mΩ	≤ 100 mΩ	≤ 100 mΩ
Insulation Resistance:			
Minimum, at 100 Vdc between adjacent closed contacts and also across open switch contacts			
Initially (Mohms):	5,000	5,000	5,000
After life (Mohms):	1,000	1,000	1,000
Dielectric Strength: Minimum voltage (AC, RMS) measured between adjacent closed contacts and also across open switch contacts.			
Initially:	750 V	750 V	500 V
After life:	500 V	500 V	500 V
Current Carry Rating: Maximum rise of 20°C	5 A	4 A	3 A
Switch Capacitance: At 1 megahertz	2 pF	2 pF	2 pF
Operating Temperature Range:	-40°C to + 85°C	-40°C to + 85°C	-40°C to + 85°C
Storage Temperature Range:	-55°C to + 85°C	-55°C to + 85°C	-55°C to + 85°C

Mechanical Ratings

Vibration Resistance: Per Method 204, Test Condition B, 1 mS opening (10 mS allowed)
Mechanical Shock: Per Method 213, Test Condition A, 1 mS opening (10 mS allowed)
Thermal Shock Resistance: Per specification; no failures; passes contact resistance.
Terminal Strength: Per specification
Thermal Aging: 1,000 hours at 85°C; no failures.

Environmental Ratings

Meets all requirements of MIL-S-83504. Where Grayhill performance is superior, the MIL spec is listed in parentheses.
Moisture Resistance: Per specification, Method 106.

Soldering Information

Series 90 MIDIP® and Series 76 recessed rocker (76RSB style) sealed switches have been tested to EIA Standard RS-448-2. Similar performance can be expected from other sealed Series 76 and 78 DIP switches.
Solderability: Per MIL-STD-202, Method 208
Resistance to Soldering Heat: 76RSB: Passes EIA Standard using two, four, and six second soldering time. 90: Per MIL-S-83504, six second test.
Fluxing: Per EIA RS-448-2 with flux touching switch body.
Cleaning: 76, 78 and 90 Series tape sealed products: Passes immersion test using water/detergent. Acceptable solutions include 1-1-1 trichlorethane, freon, (TF, TE, or TMS), isopropyl alcohol, detergent (140°F maximum). Terpene acceptable for Series 90 only. Solutions which are not recommended include acetone, methylene chloride, freon TMC.

Materials and Finishes

Shorting Member (Ball): Brass, gold-plated 10 microinches minimum over nickel barrier.
Base Contacts: Copper alloy, gold-plated over nickel barrier.
Terminals: Copper alloy, matte-tin plated over nickel barrier.
Non-Conductive Parts: Thermoplastic (UL94V-O)
Potting Material: Epoxy, 76,78 only.
Protective Cover: 76,78, only-Polycarbonate.

Tape and Reel Packaging

Tape Seal:
76, 78: Polyester film
90: Polyimide film
Tape Seal Integrity: Passes gross leak test using 125°C flourinert for 20 seconds minimum. Reference MIL-STD-202, Method 112.



Компания «ЭлектроПласт» предлагает заключение долгосрочных отношений при поставках импортных электронных компонентов на взаимовыгодных условиях!

Наши преимущества:

- Оперативные поставки широкого спектра электронных компонентов отечественного и импортного производства напрямую от производителей и с крупнейших мировых складов;
- Поставка более 17-ти миллионов наименований электронных компонентов;
- Поставка сложных, дефицитных, либо снятых с производства позиций;
- Оперативные сроки поставки под заказ (от 5 рабочих дней);
- Экспресс доставка в любую точку России;
- Техническая поддержка проекта, помощь в подборе аналогов, поставка прототипов;
- Система менеджмента качества сертифицирована по Международному стандарту ISO 9001;
- Лицензия ФСБ на осуществление работ с использованием сведений, составляющих государственную тайну;
- Поставка специализированных компонентов (Xilinx, Altera, Analog Devices, Intersil, Interpoint, Microsemi, Aeroflex, Peregrine, Syfer, Eurofarad, Texas Instrument, Miteq, Cobham, E2V, MA-COM, Hittite, Mini-Circuits, General Dynamics и др.);

Помимо этого, одним из направлений компании «ЭлектроПласт» является направление «Источники питания». Мы предлагаем Вам помощь Конструкторского отдела:

- Подбор оптимального решения, техническое обоснование при выборе компонента;
- Подбор аналогов;
- Консультации по применению компонента;
- Поставка образцов и прототипов;
- Техническая поддержка проекта;
- Защита от снятия компонента с производства.



Как с нами связаться

Телефон: 8 (812) 309 58 32 (многоканальный)

Факс: 8 (812) 320-02-42

Электронная почта: org@eplast1.ru

Адрес: 198099, г. Санкт-Петербург, ул. Калинина, дом 2, корпус 4, литера А.