



Features

- Mn/Cu alloy resistor
- Power rating at 70 °C: 2 W, 3 W
- Inductance less than 5 nH
- Low EMF
- RoHS compliant*
- AEC-Q200 compliant

Applications

- Power supplies
- Stepper motor drives
- Battery packs
- White goods
- Input amplifiers

CRE2512 - High Power Current Sense Chip Resistor

Electrical Characteristics

Characteristic	CRE2512	
	2 W	3 W
Power Rating @ 70 °C	2 W	3 W
Metal Strip Alloy	Mn/Cu	
Operating Temperature Range	-55 °C to +170 °C	
Derated to Zero Load at	+170 °C	
Maximum Working Current	$(P / R)^{1/2}$	
Insulation Resistance	> 100 megohms	
Resistance Range	1 mΩ ~ 9 mΩ	
Resistance Tolerance	±1 %	
Temperature Coefficient	±50 PPM/°C	

Performance Characteristics

Test	Conditions	Specification
Thermal Shock	-55 °C to + 150 °C, 1000 Cycles, 15 minutes	$\Delta R < \pm 0.5 \%$
Short Time Overload	5 X Rated Power for 5 seconds	$\Delta R < \pm 0.5 \%$
Low Temperature Storage	-55 °C for 24 hours	$\Delta R < \pm 0.5 \%$
High Temperature Exposure	1000 hours @ + 170 °C	$\Delta R < \pm 1.0 \%$
Bias Humidity	+ 85 °C, 85 % RH, 10 % Bias, 1000 hours	$\Delta R < \pm 0.5 \%$
Mechanical Shock	100 g's for 6 milliseconds, 5 pulses	$\Delta R < \pm 0.5 \%$
Vibration	Frequency varied 10 to 2000 KHz in one minute, 3 directions, 12 hours	$\Delta R < \pm 0.5 \%$
Load Life	1000 hours at rated power at +70 °C, 1.5 hours on, 0.5 hours off	$\Delta R < \pm 1.0 \%$
Resistance to Solder Heat	+260 °C Solder, 10-12 second dwell, 25 mm/second emergence	$\Delta R < \pm 0.5 \%$
Moisture Resistance	MIL-STD-202 Method 106, 0 % power (7a and 7b not required)	$\Delta R < \pm 0.5 \%$

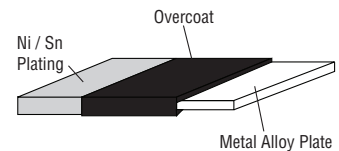
Recommended Solder Pad Layout



Model	Dimension		
	A	B	L
CRE2512-R001 ~ CRE2512-R004	4.0 (.0157)	3.1 (0.122)	1.3 (0.052)
CRE2512-R005 ~ CRE2512-R009	4.0 (.0157)	2.1 (0.083)	4.1 (0.161)

DIMENSIONS: $\frac{\text{MM}}{\text{(INCHES)}}$

Construction



Typical Part Marking



Product Dimensions

Model	Dimension			
	A	B	C	T
CRE2512-R001 ~ CRE2512-R004	$\frac{6.40 \pm 0.20}{(0.252 \pm 0.008)}$	$\frac{3.2 \pm 0.20}{(0.126 \pm 0.008)}$	$\frac{2.00 \pm 0.20}{(0.079 \pm 0.008)}$	$\frac{0.70 \pm 0.20}{(0.0276 \pm 0.008)}$
CRE2512-R005 ~ CRE2512-R009	$\frac{6.40 \pm 0.20}{(0.252 \pm 0.008)}$	$\frac{3.2 \pm 0.20}{(0.126 \pm 0.008)}$	$\frac{0.90 \pm 0.20}{(0.035 \pm 0.008)}$	$\frac{0.70 \pm 0.20}{(0.0276 \pm 0.008)}$

DIMENSIONS: $\frac{\text{MM}}{\text{(INCHES)}}$



WARNING Cancer and Reproductive Harm - www.P65Warnings.ca.gov

*RoHS Directive 2002/95/EC Jan. 27, 2003 including annex and RoHS Recast 2011/65/EU June 8, 2011. Specifications are subject to change without notice.

Users should verify actual device performance in their specific applications.

The products described herein and this document are subject to specific legal disclaimers as set forth on the last page of this document, and at www.bourns.com/docs/legal/disclaimer.pdf.

CRE2512 - High Power Current Sense Chip Resistor

BOURNS®

Packaging Dimensions (Conforms to EIA RS-481A)

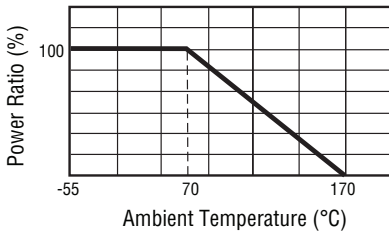


CRE2512 Resistance Values Available

Code	R Value	Code	R Value
R001	0.0010	R006	0.0060
R002	0.0020	R007	0.0070
R003	0.0030	R008	0.0080
R004	0.0040	R009	0.0090
R005	0.0050		

Consult factory for other resistance values.

Derating Curve

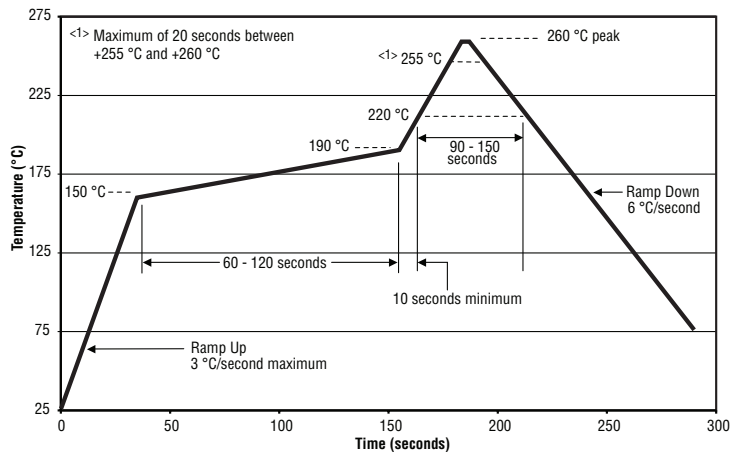


Environmental Specifications

Moisture Sensitivity Level 1
ESD Classification (HBM) 1A

Soldering Profile

Can be soldered in accordance with IPC/JEDEC-J-STD-020.



How to Order

CRE 2512 - F Z - R001 E - 2

Model _____
 CRE = Precision Chip Resistor

Size _____
 2512 = 2512 Size

Resistance Tolerance _____
 F = ±1 %

TCR _____
 Z = ±50 PPM/°C

Resistance Value _____
 "R" (decimal point) followed by three significant digits (example: R004 = 0.0040 ohm)

Packaging _____
 E = 4000 pieces on 180 mm (7 inch) reel

Power Rating _____
 2 = 2 Watts
 3 = 3 Watts

REV. 06/19

Specifications are subject to change without notice.

Users should verify actual device performance in their specific applications.

The products described herein and this document are subject to specific legal disclaimers as set forth on the last page of this document, and at www.bourns.com/docs/legal/disclaimer.pdf.

This legal disclaimer applies to purchasers and users of Bourns® products manufactured by or on behalf of Bourns, Inc. and its affiliates (collectively, “Bourns”).

Unless otherwise expressly indicated in writing, Bourns® products and data sheets relating thereto are subject to change without notice. Users should check for and obtain the latest relevant information and verify that such information is current and complete before placing orders for Bourns® products.

The characteristics and parameters of a Bourns® product set forth in its data sheet are based on laboratory conditions, and statements regarding the suitability of products for certain types of applications are based on Bourns’ knowledge of typical requirements in generic applications. The characteristics and parameters of a Bourns® product in a user application may vary from the data sheet characteristics and parameters due to (i) the combination of the Bourns® product with other components in the user’s application, or (ii) the environment of the user application itself. The characteristics and parameters of a Bourns® product also can and do vary in different applications and actual performance may vary over time. Users should always verify the actual performance of the Bourns® product in their specific devices and applications, and make their own independent judgments regarding the amount of additional test margin to design into their device or application to compensate for differences between laboratory and real world conditions.

Unless Bourns has explicitly designated an individual Bourns® product as meeting the requirements of a particular industry standard (e.g., ISO/TS 16949) or a particular qualification (e.g., UL listed or recognized), Bourns is not responsible for any failure of an individual Bourns® product to meet the requirements of such industry standard or particular qualification. Users of Bourns® products are responsible for ensuring compliance with safety-related requirements and standards applicable to their devices or applications.

Bourns® products are not recommended, authorized or intended for use in nuclear, lifesaving, life-critical or life-sustaining applications, nor in any other applications where failure or malfunction may result in personal injury, death, or severe property or environmental damage. Unless expressly and specifically approved in writing by two authorized Bourns representatives on a case-by-case basis, use of any Bourns® products in such unauthorized applications might not be safe and thus is at the user’s sole risk. Life-critical applications include devices identified by the U.S. Food and Drug Administration as Class III devices and generally equivalent classifications outside of the United States.

Bourns expressly identifies those Bourns® standard products that are suitable for use in automotive applications on such products’ data sheets in the section entitled “Applications.” Unless expressly and specifically approved in writing by two authorized Bourns representatives on a case-by-case basis, use of any other Bourns® standard products in an automotive application might not be safe and thus is not recommended, authorized or intended and is at the user’s sole risk. If Bourns expressly identifies a sub-category of automotive application in the data sheet for its standard products (such as infotainment or lighting), such identification means that Bourns has reviewed its standard product and has determined that if such Bourns® standard product is considered for potential use in automotive applications, it should only be used in such sub-category of automotive applications. Any reference to Bourns® standard product in the data sheet as compliant with the AEC-Q standard or “automotive grade” does not by itself mean that Bourns has approved such product for use in an automotive application.

Bourns® standard products are not tested to comply with United States Federal Aviation Administration standards generally or any other generally equivalent governmental organization standard applicable to products designed or manufactured for use in aircraft or space applications. Bourns expressly identifies Bourns® standard products that are suitable for use in aircraft or space applications on such products’ data sheets in the section entitled “Applications.” Unless expressly and specifically approved in writing by two authorized Bourns representatives on a case-by-case basis, use of any other Bourns® standard product in an aircraft or space application might not be safe and thus is not recommended, authorized or intended and is at the user’s sole risk.

The use and level of testing applicable to Bourns® custom products shall be negotiated on a case-by-case basis by Bourns and the user for which such Bourns® custom products are specially designed. Absent a written agreement between Bourns and the user regarding the use and level of such testing, the above provisions applicable to Bourns® standard products shall also apply to such Bourns® custom products.

Users shall not sell, transfer, export or re-export any Bourns® products or technology for use in activities which involve the design, development, production, use or stockpiling of nuclear, chemical or biological weapons or missiles, nor shall they use Bourns® products or technology in any facility which engages in activities relating to such devices. The foregoing restrictions apply to all uses and applications that violate national or international prohibitions, including embargos or international regulations. Further, Bourns® products and Bourns technology and technical data may not under any circumstance be exported or re-exported to countries subject to international sanctions or embargoes. Bourns® products may not, without prior authorization from Bourns and/or the U.S. Government, be resold, transferred, or re-exported to any party not eligible to receive U.S. commodities, software, and technical data.

To the maximum extent permitted by applicable law, Bourns disclaims (i) any and all liability for special, punitive, consequential, incidental or indirect damages or lost revenues or lost profits, and (ii) any and all implied warranties, including implied warranties of fitness for particular purpose, non-infringement and merchantability.

For your convenience, copies of this Legal Disclaimer Notice with German, Spanish, Japanese, Traditional Chinese and Simplified Chinese bilingual versions are available at:

Web Page: <http://www.bourns.com/legal/disclaimers-terms-and-policies>

PDF: <http://www.bourns.com/docs/Legal/disclaimer.pdf>



Компания «ЭлектроПласт» предлагает заключение долгосрочных отношений при поставках импортных электронных компонентов на взаимовыгодных условиях!

Наши преимущества:

- Оперативные поставки широкого спектра электронных компонентов отечественного и импортного производства напрямую от производителей и с крупнейших мировых складов;
- Поставка более 17-ти миллионов наименований электронных компонентов;
- Поставка сложных, дефицитных, либо снятых с производства позиций;
- Оперативные сроки поставки под заказ (от 5 рабочих дней);
- Экспресс доставка в любую точку России;
- Техническая поддержка проекта, помощь в подборе аналогов, поставка прототипов;
- Система менеджмента качества сертифицирована по Международному стандарту ISO 9001;
- Лицензия ФСБ на осуществление работ с использованием сведений, составляющих государственную тайну;
- Поставка специализированных компонентов (Xilinx, Altera, Analog Devices, Intersil, Interpoint, Microsemi, Aeroflex, Peregrine, Syfer, Eurofarad, Texas Instrument, Miteq, Cobham, E2V, MA-COM, Hittite, Mini-Circuits, General Dynamics и др.);

Помимо этого, одним из направлений компании «ЭлектроПласт» является направление «Источники питания». Мы предлагаем Вам помощь Конструкторского отдела:

- Подбор оптимального решения, техническое обоснование при выборе компонента;
- Подбор аналогов;
- Консультации по применению компонента;
- Поставка образцов и прототипов;
- Техническая поддержка проекта;
- Защита от снятия компонента с производства.



Как с нами связаться

Телефон: 8 (812) 309 58 32 (многоканальный)

Факс: 8 (812) 320-02-42

Электронная почта: org@eplast1.ru

Адрес: 198099, г. Санкт-Петербург, ул. Калинина, дом 2, корпус 4, литера А.