

Surge Protection Made Simple™ for LV Control Applications

UL Type 4 BSP LV Control Series for 24Vac/dc to 230Vac/dc LV Systems



Description

The Bussmann UL Type 4 component assembly for use in Type 3 applications 24Vac/dc, 48Vac/dc, 60Vac/dc, 120Vac/dc and 230Vac/dc, two-pole, modular surge arresters feature local, *easyID™* visual indication and optional remote contact signaling. The unique module locking system fixes the protection module to the base part. Modules can be easily replaced without tools by simply depressing the release buttons. Integrated mechanical coding between the base and protection module ensures against installing an incorrect replacement module.

LV Control System Arresters

The features of these two-pole devices are for use in coordination with other upstream SPDs in UL 508A Applications*.

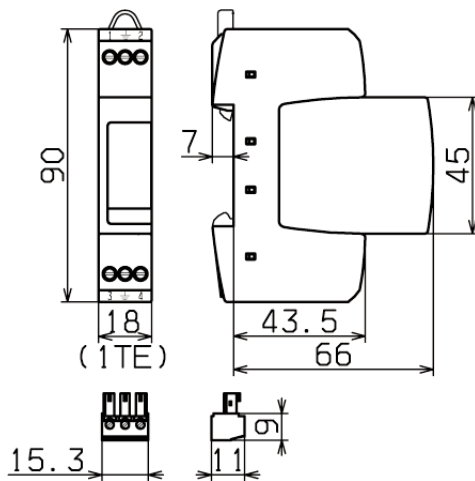
- Surge arrester according to UL 1449 3rd Edition, Type 4 Component Assembly for use in Type 3 applications helps meet UL 508A requirements
- Proven MOV and GDT hybrid technology for reliable surge protection
- "Thermo Dynamic Control" SPD monitoring device ensures high reliability against surge events
- Module locking system with module release button make module replacement easy without tools
- Optional remote signaling of all protection modules make status monitoring easy and accurate in any monitoring scheme
- Vibration and shock tested according to EN 60068-2 to withstand harsh environments

Optional Remote Signaling Contact

The remote signaling contact versions have a floating changeover contact for use as a break or make contact for easy adoption in any monitoring application.

* UL 1449 3rd Edition not applicable to DC voltages.

Dimensions - mm



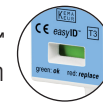
Shown with optional remote contact signaling



BSPH2A24D24LV
BSPH2A48D48LV
BSPH2A60D60LV
BSPH2A150D150LV
BSPH2A230D230LV



easyID™
Visual Status Indication

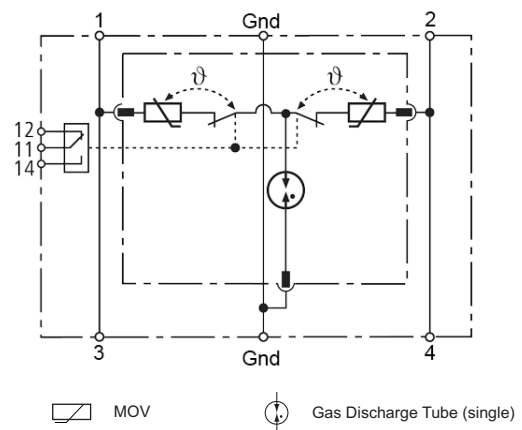


Remote Signal Contact Available



Non SCCR BSP LV Control Series

Circuit Diagrams



BSPHA24D24LV, BSPHA48D48LV, BSPHA60D60LV
BSPHA150D150LV, BSPHA230D230LV*

Shown with optional remote contact signaling

* For remote signaling contact, add "R" suffix to the part number.
E.g., BSPHA230D230LVR

Ordering Information						
System Voltage	24Vac/dc	48Vac/dc	60Vac/dc	120Vac/dc	230Vac/dc	
Max. Continuous operating AC voltage (MCOV) [V _C]	30Vac/dc	60Vac/dc	75Vac/dc	150Vac/dc	255Vac/dc	
Catalog Numbers:	Without Remote Signaling	BSPH2A24D24LV	BSPH2A48D48LV	BSPH2A60D60LV	BSPH2A150D150LV	BSPH2A230D230LV
(Base + Modules)	With Remote Signaling	BSPH2A24D24LVR	BSPH2A48D48LVR	BSPH2A60D60LVR	BSPH2A150D150LVR	BSPH2A230D230LVR
Replacement Modules		BPHA24D24LV	BPHA48D48LV	BPHA60D60LV	BPHA150D150LV	BPHA230D230LV
Specifications						
Nominal AC voltage [V ₀]	24V	48V	60V	120V	230V	
Max. continuous operating AC voltage [V _C]	30V	60V	75V	150V	255V	
Max. continuous operating DC voltage [V _C]	30V	60V	75V	150V	255V	
Nominal load current AC [I _N]	25A	25A	25A	25A	25A	
Nominal discharge current (8/20 μs) [I _n]	1kA	1kA	2kA	2kA	3kA	
Total discharge current (8/20 μs) [L+N-Gnd] [I _{total}]	2kA	2kA	4kA	4kA	5kA	
Combined impulse [U _{OC}]	2kV	2kV	4kV	4kV	6kV	
Combined impulse [L+N-Gnd] [U _{OC} total]	4kV	4kV	8kV	8kV	10kV	
Voltage protection level [L-N] [V _{PR}]	≤ 180V	≤ 350V	≤ 400V	≤ 640V	≤ 1250V	
Voltage protection level [L/N-Gnd] [V _{PR}]	≤ 630V	≤ 730V	≤ 730V	≤ 800V	≤ 1500V	
Temporary overvoltage (TOV) [L-N]	--	--	--	--	335V / 5 sec.	
Temporary overvoltage (TOV) [L/N-Gnd]	--	--	--	--	400V / 5 sec.	
Temporary overvoltage (TOV) [L+N-Gnd]	--	--	--	--	1200V + V ₀ / 20	
TOV characteristics [L-N]	--	--	--	--	Withstand	
TOV characteristics [L/N-Gnd]	--	--	--	--	Withstand	
TOV characteristics [L+N-Gnd]	--	--	--	--	Failure	
SPD according to EN 61643-11	Type 3					
SPD according to IEC 61643-1	Class III					
Response time [L-N] [t _A]	≤ 25 ns					
Response time [L/N-Gnd] [t _A]	≤ 100 ns					
Operating temperature range [T _U]	-40°C to +80°C					
Operating state/fault indication	Green (good) / Red (replace)					
Number of ports	1					
Cross-sectional area (min.)	0.5mm ² /18AWG solid/flexible					
Cross-sectional area (max.)	4mm ² /10AWG solid/2.5mm ² /12AWG flexible					
For mounting on	35mm DIN rail per EN 60715					
Enclosure material	Thermoplastic, UL 94V0					
Location category	Indoor					
Degree of protection	IP20					
Capacity	1 Mod., DIN 43880					
Agency Information*	UL / cUL, CSA, KEMA					
Product Warranty	Five Years**					
Remote Contact Signaling						
Remote Contact Signaling Type	Changeover Contact					
AC Switching Capacity (Volts/Amps)	250V/0.5A					
DC Switching Capacity (Volts/Amps)	250V/0.1A; 125V/0.2A; 75V/0.5A					
Conductor Ratings and Cross-Sectional Area for Remote Contact Signal Terminals	60/75°C Max. 1.5mm ² /14AWG Solid/Flexible					
Ordering Information	Order from Catalog Numbers Above					

* Standards information not applicable to DC ratings.

** See Cooper Bussmann SPD Limited Warranty Statement (3A1502) for details at www.cooperbussmann.com/surge.

The only controlled copy of this Data Sheet is the electronic read-only version located on the Cooper Bussmann Network Drive. All other copies of this document are by definition uncontrolled. This bulletin is intended to clearly present comprehensive product data and provide technical information that will help the end user with design applications. Cooper Bussmann reserves the right, without notice, to change design or construction of any products and to discontinue or limit distribution of any products. Cooper Bussmann also reserves the right to change or update, without notice, any technical information contained in this bulletin. Once a product has been selected, it should be tested by the user in all possible applications.



Компания «ЭлектроПласт» предлагает заключение долгосрочных отношений при поставках импортных электронных компонентов на взаимовыгодных условиях!

Наши преимущества:

- Оперативные поставки широкого спектра электронных компонентов отечественного и импортного производства напрямую от производителей и с крупнейших мировых складов;
- Поставка более 17-ти миллионов наименований электронных компонентов;
- Поставка сложных, дефицитных, либо снятых с производства позиций;
- Оперативные сроки поставки под заказ (от 5 рабочих дней);
- Экспресс доставка в любую точку России;
- Техническая поддержка проекта, помощь в подборе аналогов, поставка прототипов;
- Система менеджмента качества сертифицирована по Международному стандарту ISO 9001;
- Лицензия ФСБ на осуществление работ с использованием сведений, составляющих государственную тайну;
- Поставка специализированных компонентов (Xilinx, Altera, Analog Devices, Intersil, Interpoint, Microsemi, Aeroflex, Peregrine, Syfer, Eurofarad, Texas Instrument, Miteq, Cobham, E2V, MA-COM, Hittite, Mini-Circuits, General Dynamics и др.);

Помимо этого, одним из направлений компании «ЭлектроПласт» является направление «Источники питания». Мы предлагаем Вам помощь Конструкторского отдела:

- Подбор оптимального решения, техническое обоснование при выборе компонента;
- Подбор аналогов;
- Консультации по применению компонента;
- Поставка образцов и прототипов;
- Техническая поддержка проекта;
- Защита от снятия компонента с производства.



Как с нами связаться

Телефон: 8 (812) 309 58 32 (многоканальный)

Факс: 8 (812) 320-02-42

Электронная почта: org@eplast1.ru

Адрес: 198099, г. Санкт-Петербург, ул. Калинина, дом 2, корпус 4, литера А.