

RJ Field

Ethernet Connection System for Harsh Environment – Industrial Ethernet



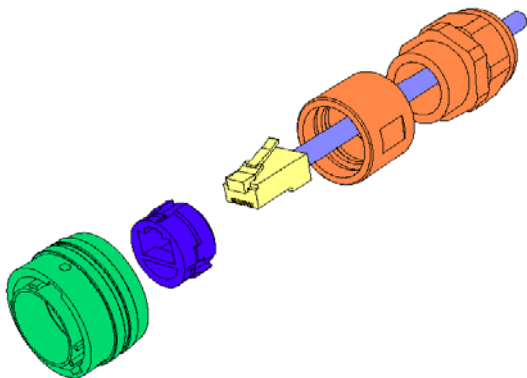
Description

RJField allows you to use an Ethernet Class D / Cat. 5e connection for 10 BaseT, 100 BaseTX or 1000 BaseT networks in harsh environments:

- Sealed against fluids and dusts (IP67)
- Shock, Vibration and Traction resistant
- No cabling operation in field and no tools required
- Mechanical Coding / Polarization (4 positions)

With the patented RJStop® system you can use a **standard RJ45 cordset** in a metallic plug which will protect it from shocks, dust and fluids.

No hazardous in-field cabling and grounding !



Transform your RJ45 cordset into a Harsh Environment Connector !

This metallic plug is connected into a receptacle, using a fast ¼ turn bayonet coupling mechanism (MIL-C-26482 type) providing both “audible and visual” coupling.

On the receptacle, one female RJ45 is soldered onto a PCB allowing for the following back terminations :

- another female RJ45
- a RJ45 cordset
- Solder termination

The RJ45 cordset shielding is transmitted to the RJ45 receptacle through lateral grounding fingers.

For an outstanding EMI protection, the conductive plating versions (Ni, Cd) with metallized receptacle inserts, transmit the shielding to the connector shells and finally to the panel.



*Electronica 2004 :
RJField awarded « Component
Product of the Year »*

Applications

- Robotics
- Industrial Process Control
- CNC Machines
- Special Machines
- Motion Control
- Data Acquisition and Transmission in Harsh Environment
- Tele-maintenance

DOC-000041-ANG-I - Nov. 2004

Amphenol®

Main Characteristics

Data Transmission

- 10 BaseT, 100 BaseTX and 1000 BaseT networks
- Cat 5e per TIA/EIA 568B and ClassD per ISO/IEC 11801

Mechanical

- Bayonet coupling ("Audible & Visual" coupling signal)
- 4 mechanical Coding / Polarization possibilities by the user (insert rotation)
- RJ45 cordset retention in the plug : 100 N in the axis
- Mating cycles : 500 min

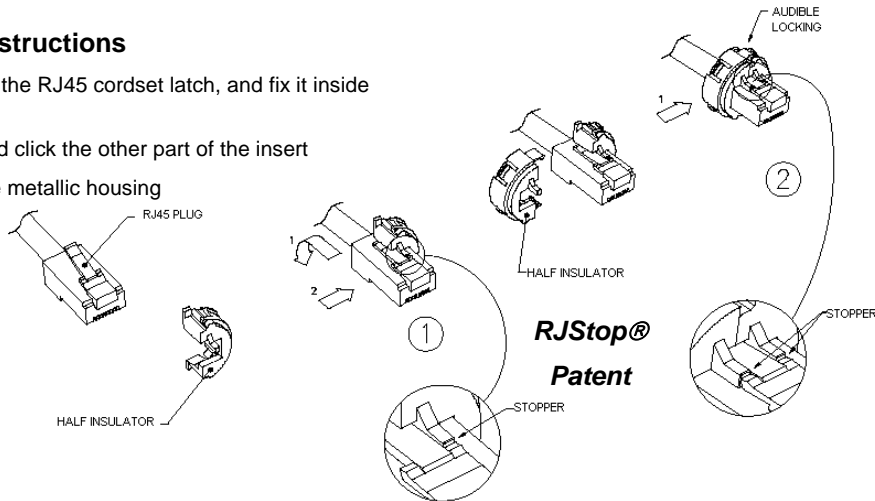
Environmental Protection

- Sealing : IP67
- Salt Spray : 48 h with Nickel plating
> 96 h with black coating
> 500 h with Oliv Drab Cadmium
- Fire Retardant / Low Smoke : UL94 V0 and NF F 16 101 & 16 102
- Vibrations : 10 – 500 Hz, 10 g, 3 axes : no discontinuity > 10 nano s.
- Shocks : IK06 : weight of 250 g drop from 40 cm [15.75 in] onto connectors (mated pair)
- Humidity : 21 days, 43°C, 98% humidity
- Thermal Shock : 5 cycles at - 40°C / +100°C
- Temperature Range : - 40°C / +85°C

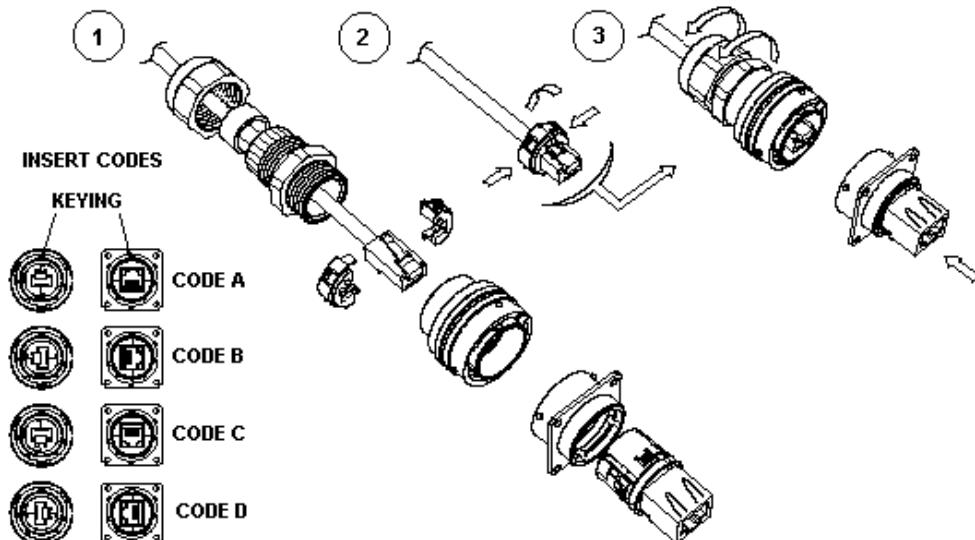
Universal : Can be used with all standard * RJ45 Cat.5e cordset brands

Assembly instructions

1. Push down the RJ45 cordset latch, and fix it inside the insert
2. Press in and click the other part of the insert
3. Insert in the metallic housing



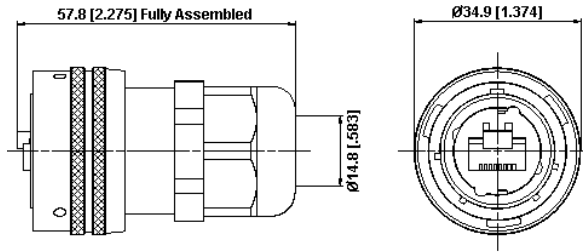
Easy and Safe : No field cabling tools required



* The RJStop® system allows the use of standard RJ45 cordsets regardless their Brand. However, Amphenol Socapex can provide Cat5-5e cordset with reinforced jacket to be used in harsh environments (shocks, oils, fuel,...). Please consult factory.

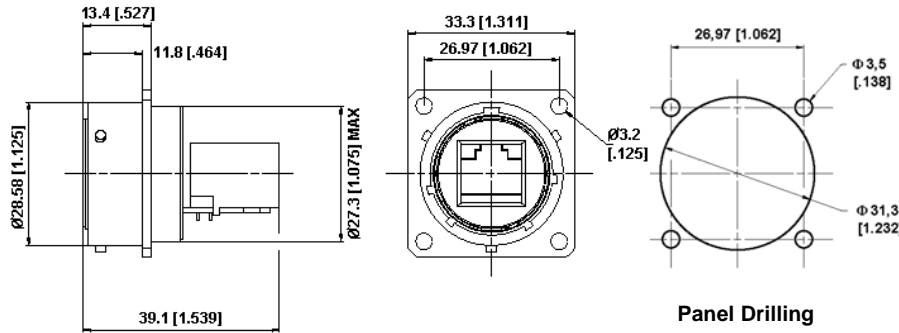
Plug :

Shell type 6
With Plastic or Metal Gland

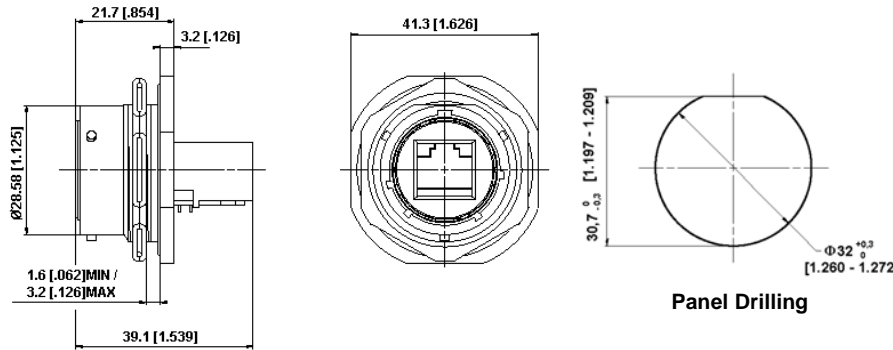


Receptacles :

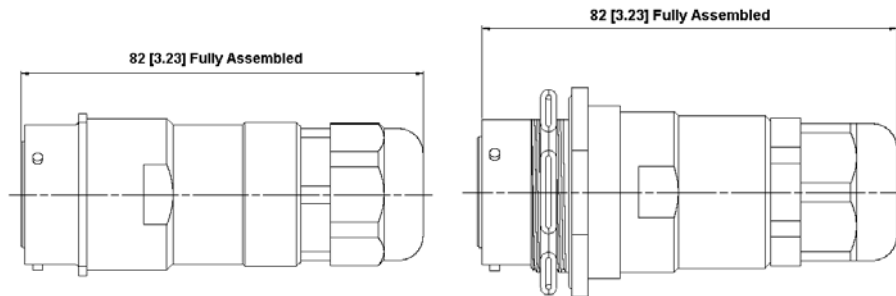
Square flange receptacle
4 mounting holes : Shell type 2



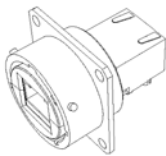
Jam nut receptacle
Hexagonal Nut mounting :
Shell type 7



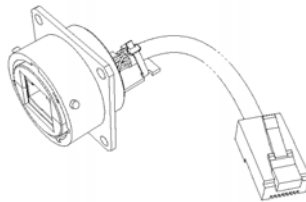
IP67 In line receptacles :
Shell type 2PE and 7PE with
Plastic or Metal Gland



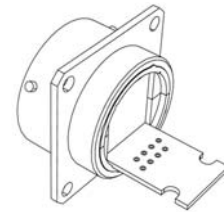
Back Terminations :



Type 1 : Female RJ45



Type 2 : RJ45 Cordset



Type 2 - 00 : Solder – 8 tined holes

Notes : - Type 2 without RJ45 plug at the end of the cable are also available : consult factory
- Type 1 also available with 90° female RJ45

Part Number Code

HOW TO ORDER


Series	RJF	2	2	B	03	100 BTX
RJField						
Shell Type						
6 : Plug, Plastic Gland						
6M : Plug, Metal Gland						
2 : Square Flange Receptacle						
2PE : IP67 In line square flange Receptacle						
2PEM : IP67 In line square flange Receptacle, Metal Gland						
7 : Jam Nut Receptacle						
7PE : IP67 In line Jam Nut Receptacle						
7PEM : IP67 In line Jam Nut Receptacle, Metal Gland						
Back Terminations (For Receptacles only)						
1 : Female RJ45						
2 : RJ45 Cordset						
Shell Finishes						
B : Black Coating						
N : Nickel (Note : with this version, the inserts are metallized)						
G : Olive Drab Cadmium (Note : with this version, the inserts are metallized)						
Cordset Length (For Receptacles with "2" Back Termination only)						
03 : 0.3 meters [11.81 inches]						
05 : 0.5 meters [19.68 inches]						
10 : 1 meter [39.37 inches]						
15 : 1.5 meters [59.05 inches]						
00 : 8 tined holes at the rear of the PCB to solder the cable						
Cabling Configuration (For "2" Receptacles only)						
100BTX : 10/100 Base TX						
568A						
568B						

- Examples :
- Nickel Plug: RJF 6 N
 - Black square flange receptacle, Female RJ45 Back termination: RJF 2 1 B
 - Oliv Drab cadmium jam nut receptacle, 1.5m [59.05"] 100 BTX cordset termination: RJF 7 2 G 15 100BTX
 - Black in line square flange receptacle, 30cm [11.81"] 100BTX cordset termination: RJF 2PE 2 B 03 100BTX
 - Nickel Jam Nut Receptacle, solder termination : RJF 72 N 00

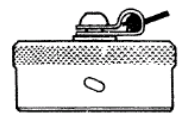
Accessories :

Metallic cap

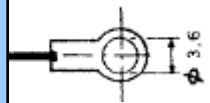
	RJFC	2	B
Connector Type			
6 : Plug			
2 : Square Flange Receptacle			
7 : Jam Nut Receptacle			
Finishes			
B : Black Coating			
N : Nickel			
G : Olive Drab Cadmium			



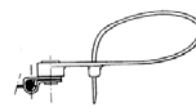
Plug cap



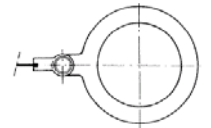
Receptacle cap



Square Flange type « 2 »



Plug Cap end Type « 6 »

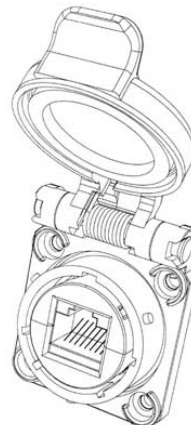


Jam nut receptacle type « 7 »


- Self closing cap (cap with a spring inside) :

Compatible with all receptacle type « 2 » (Square flange recept). P/N : RJF SCC (*)

(*)RJF Receptacle have to be ordered separately.



Panel gasket for square flange « 2 » thickness : 0,6 mm – P/N : JE 18



Insert removal tool for receptacle and plug – P/N = RJF ODE



Remark : you can connect on our receptacle a standard RJ45 cordset or a cordset equipped with our RJF 6xx plug



Компания «ЭлектроПласт» предлагает заключение долгосрочных отношений при поставках импортных электронных компонентов на взаимовыгодных условиях!

Наши преимущества:

- Оперативные поставки широкого спектра электронных компонентов отечественного и импортного производства напрямую от производителей и с крупнейших мировых складов;
- Поставка более 17-ти миллионов наименований электронных компонентов;
- Поставка сложных, дефицитных, либо снятых с производства позиций;
- Оперативные сроки поставки под заказ (от 5 рабочих дней);
- Экспресс доставка в любую точку России;
- Техническая поддержка проекта, помощь в подборе аналогов, поставка прототипов;
- Система менеджмента качества сертифицирована по Международному стандарту ISO 9001;
- Лицензия ФСБ на осуществление работ с использованием сведений, составляющих государственную тайну;
- Поставка специализированных компонентов (Xilinx, Altera, Analog Devices, Intersil, Interpoint, Microsemi, Aeroflex, Peregrine, Syfer, Eurofarad, Texas Instrument, Miteq, Cobham, E2V, MA-COM, Hittite, Mini-Circuits, General Dynamics и др.);

Помимо этого, одним из направлений компании «ЭлектроПласт» является направление «Источники питания». Мы предлагаем Вам помощь Конструкторского отдела:

- Подбор оптимального решения, техническое обоснование при выборе компонента;
- Подбор аналогов;
- Консультации по применению компонента;
- Поставка образцов и прототипов;
- Техническая поддержка проекта;
- Защита от снятия компонента с производства.



Как с нами связаться

Телефон: 8 (812) 309 58 32 (многоканальный)

Факс: 8 (812) 320-02-42

Электронная почта: org@eplast1.ru

Адрес: 198099, г. Санкт-Петербург, ул. Калинина, дом 2, корпус 4, литера А.